



Marine Science Institute Restroom Facility Upgrade: Final Programmatic Report (AMENDED)

Recipient Organization/Agency: Marine Science Institute

Date Submitted: 6/13/2014

Project Period: 11/26/2012 to 5/02/2014

Award Amount: \$25,000

Matching Contributions: \$2,000

Total Disbursement: \$25,000

Project Number: #8006.12.033626

1. Summary of Accomplishments

The benefits of this project were evident even before the project was completed. With just the addition of a sink in the men's and women's restrooms, the lines that we are accustomed to seeing diminished. Because of the nature of our outdoor education experience, children are often quite dirty by the end of their programs, and the need to wash hands and faces creates traffic in the restrooms. Schools are often in a time crunch at the end of their programs with us and need to return to their schools, especially when they are dealing with a bus schedule. With a new sink in each bathroom, the students have been able to access the sinks more quickly, and the time constraint is lessened.

2. Project Activities & Outcomes

Activities

- The goal of this project is to update the Marine Science Institute's (MSI) restroom facilities. These necessary updates will improve the facilities' efficiency, sanitation, and overall visitor experience.
- We have replaced our toilets with high efficiency toilets in both restrooms and added two waterless urinals to the men's restroom. In doing so, we have not only improved on water conservation, but also increased our capacity for use in both restrooms. Our original facilities were equipped with 2 toilets, 1 sink and faucet, and 1 soap dispenser. Our upgrades have allowed us 3 toilets in the women's room, 2 toilets and 2 urinals in the men's room, dual basin sinks and 2 faucets, and 2 soap dispensers per bathroom.
- We have replaced the old wooden stall partitions with new, sturdy polymer partitions.
- We have installed new faucets, soap dispensers, and hand dryers that are sensor-activated and therefore hands-free.
- We have installed a solar-powered motorized venting skylight for increased airflow, circulation, and visibility in our shipping container bathrooms.
- The light switches have been updated to a sensor-activated switch to save on electricity.
- The flooring has been replaced with durable no-slip, antimicrobial epoxy flooring.
- We have installed industrial metal locking doors to be used at night to prevent vandalism.
- There were very few discrepancies between the activities conducted and the activities agreed upon in the grant. We included new paintwork inside both restrooms as an added measure to increase visibility. We

repainted the inside of the shipping containers with a brighter color. The old paint was darker, rusting and peeling in places, which posed a hazard to visitors. Much of the painting labor was undertaken by volunteers. We also took steps to make our bathrooms ADA compliant. The stall size was increased to adhere to ADA standards, and we have also purchased grab bars for installation.

Benefits

- All of our visitors are appreciative of the new toilets. MSI is also setting a good example of efficiency and water conservation by using high efficiency toilets and waterless urinals. Our visitors have not had to wait as long with the addition of a third stall in the women's bathroom and the two urinals in the men's bathroom. We've seen a reduction in bathroom traffic overflow due to the dual basin sinks, as well as the sensor-activated water-efficient faucets, soap dispensers and hand dryers. The bathrooms are much brighter and the need to use the light fixtures has been reduced with the installation of the skylights and sensor-activated light switches. Our new solar-powered roof-mounted ventilation units have created a more comfortable environment due to increased air flow and circulation.
- All upgrades and alterations have met our expectations, and our visitors have expressed satisfaction with our new facilities.

3. The Future

The next phase of this effort will be to maintain the condition of our facilities and ensure that our visitors have a pleasant experience at MSI. From this point forward, we intend to maintain the cleanliness and functionality of our facilities. We have a system in place that ensures that all restrooms are regularly stocked and kept sanitary through staff efforts. Our restrooms also undergo professional cleaning once per week. Our Facilities Manager, Jesus Jimenez will attend to any issues with equipment that should arise.

4. Lessons Learned

We learned that we should build in more time into a project timeline to allow for unforeseen delays by subcontractors and suppliers. Also, we tried several methods to expedite project accounting and the compiling of receipts to submit for reimbursement, and we finally figured out that it would have helped greatly to isolate expenses for this project onto separate receipts in cases where the facilities manager is also making purchases for other needs at the same time.

As much of the work was done in-house and for the first time, our employees gained valuable knowledge about the installation of many of our new fixtures that will help in their upkeep and maintenance.

5. Project Documents

- Photos are attached

POSTING OF FINAL REPORT: *This report and attached project documents may be shared by the Foundation and any Funding Source for the Project via their respective websites. In the event that the Recipient intends to claim that its final report or project documents contains material that does not have to be posted on such websites because it is protected from disclosure by statutory or regulatory provisions, the Recipient shall clearly mark all such potentially protected materials as "PROTECTED" and provide an explanation and complete citation to the statutory or regulatory source for such protection.*



Photograph 1: Panoramic view of the women's restroom showing the paintwork, new partitions, new hand dryer, new third stall, double basin sink, automatic soap dispenser, and epoxy flooring (AFTER PROJECT). (Photo by K.C. O'Shea)



Photograph 2: Panoramic view of the men's restroom showing the paintwork, new partitions, new hand dryer, two new urinal stalls, double basin sink, automatic soap dispenser, and epoxy flooring (AFTER PROJECT). (Photo by K.C. O'Shea)




Photograph 3: Outside view of men's room showing new industrial locking door (AFTER PROJECT). Not shown: same style door at entrance to women's room. (Photo by K.C. O'Shea)



Photograph 4: Photo of flooring in women's room, before new durable Epoxy flooring was installed. Also shows old wooden partitions and old paintwork (BEFORE PROJECT). (Photo by Jesus Jimenez)



Photograph 5: Photo of newly installed Epoxy flooring (AFTER PROJECT). (Photo by Jesus Jimenez)




Photograph 6: Photo of single sink, old hand dryer, and old soap dispenser (BEFORE PROJECT). (Photo by K.C. O'Shea)




Photograph 7: Photo of the roof of the restrooms and where the skylight will be placed (BEFORE PROJECT).
(Photo by Jesus Jimenez)



Photograph 8: Photo of the newly installed, solar-powered skylights (AFTER PROJECT). (Photo by Jesus Jimenez)



Photograph 9: Photo of one of the toilets, showing rusting on the toilet backing, old partitions, and old flooring (BEFORE PROJECT). (Photo by Jesus Jimenez)



Photograph 10: Photo of a new toilet, toilet backing, paintwork, and Epoxy flooring (AFTER PROJECT).
(Photo by K.C. O'Shea)