



















## 2015/2016 Waterfowl Reservation Drawing Statistics

	Applications	Reservations	% Drawn	Odds*
Ash Creek	454	25	5.51%	1 in 18.2
Bear Creek	370	5	1.35%	1 in 74.0
Butte Valley	0	0	N/A	N/A
China Island	3,684	417	11.32%	1 in 8.8
Colusa	88,247	974	1.10%	1 in 90.6
Colusa Disabled Site 	3,907	88	2.25%	1 in 44.4
Delevan	125,539	1,695	1.35%	1 in 74.1
Delevan Disabled Site 	4,918	129	2.62%	1 in 38.1
Freitas Boat North	2,113	649	30.71%	1 in 3.3
Freitas Boat South	1,529	614	40.16%	1 in 2.5
Gadwall Unit	14,698	281	1.91%	1 in 52.3
Gadwall Unit Disabled Site 	547	44	8.04%	1 in 12.4
Gray Lodge	48,387	4,739	9.79%	1 in 10.2
Gray Lodge Disabled Site 	4,015	176	4.38%	1 in 22.8
Grizzly Island	15,742	9,143	58.08%	1 in 8.5
Grizzly Island Disabled Site 	373	44	11.80%	1 in 1.7
Honey Lake, Dakin	208	40	19.23%	1 in 5.2
Honey Lake, Fleming	205	40	19.51%	1 in 5.1
Howard Slough	64,351	480	0.75%	1 in 134.1
Howard Slough Disabled Site 	2,411	44	1.82%	1 in 54.8
Joice Island	7,211	180	2.50%	1 in 40.1
Kern	8,819	150	1.70%	1 in 58.8
Kern Disabled Site 	193	13	6.74%	1 in 14.8
Kesterson	23,329	842	3.61%	1 in 27.7
Kesterson Disabled Site 	275	44	16.00%	1 in 6.3
Little Dry Creek	107,125	406	0.38%	1 in 263.9
Little Dry Creek Disabled Site 	1,266	47	3.71%	1 in 26.9
Llano Seco	31,586	294	0.93%	1 in 107.4
Los Banos	34,271	2,188	6.38%	1 in 15.7
Los Banos Disabled Site 	751	44	5.86%	1 in 17.1
Mendota	27,439	4,476	16.31%	1 in 6.1
Mendota Disabled Site 	848	308	36.32%	1 in 2.8
Merced	22,378	120	0.54%	1 in 186.5
Merced Disabled Site 	510	29	5.69%	1 in 17.6
Sacramento	124,742	2,392	1.92%	1 in 52.1
Sacramento Disabled Site 	4,423	129	2.92%	1 in 34.3
Salt Slough	11,793	975	8.27%	1 in 12.1
Salt Slough Disabled Site 	296	44	14.86%	1 in 6.7
San Jacinto	43,141	1,500	3.48%	1 in 28.8
San Jacinto Disabled Site 	1,266	59	4.66%	1 in 21.5
San Luis	21,131	1,654	7.83%	1 in 12.8
Shasta Valley	1,266	40	3.16%	1 in 31.7
Sutter	18,494	275	1.49%	1 in 67.3
Sutter Disabled Site 	381	13	3.41%	1 in 29.3
Volta	14,541	2,307	15.87%	1 in 6.3
Willow Creek	329	15	4.56%	1 in 21.9
Wister	51,946	4,586	8.83%	1 in 11.3
Wister Disabled Site 	1,225	176	14.37%	1 in 7.0
Yolo Bypass	61,286	1,150	1.88%	1 in 53.3
Yolo Bypass Disabled Site 	1,663	44	2.65%	1 in 37.8
<b>Total</b>	<b>1,005,622</b>	<b>44,127</b>	<b>4.39%</b>	<b>1 in 22.8</b>

\* Odds for all hunt days combined. Reservations for Saturday hunts are generally more difficult to obtain. Reservations for Wednesday and Sunday hunts are generally easier to obtain.