

HUNTER EDUCATION QUARTERLY

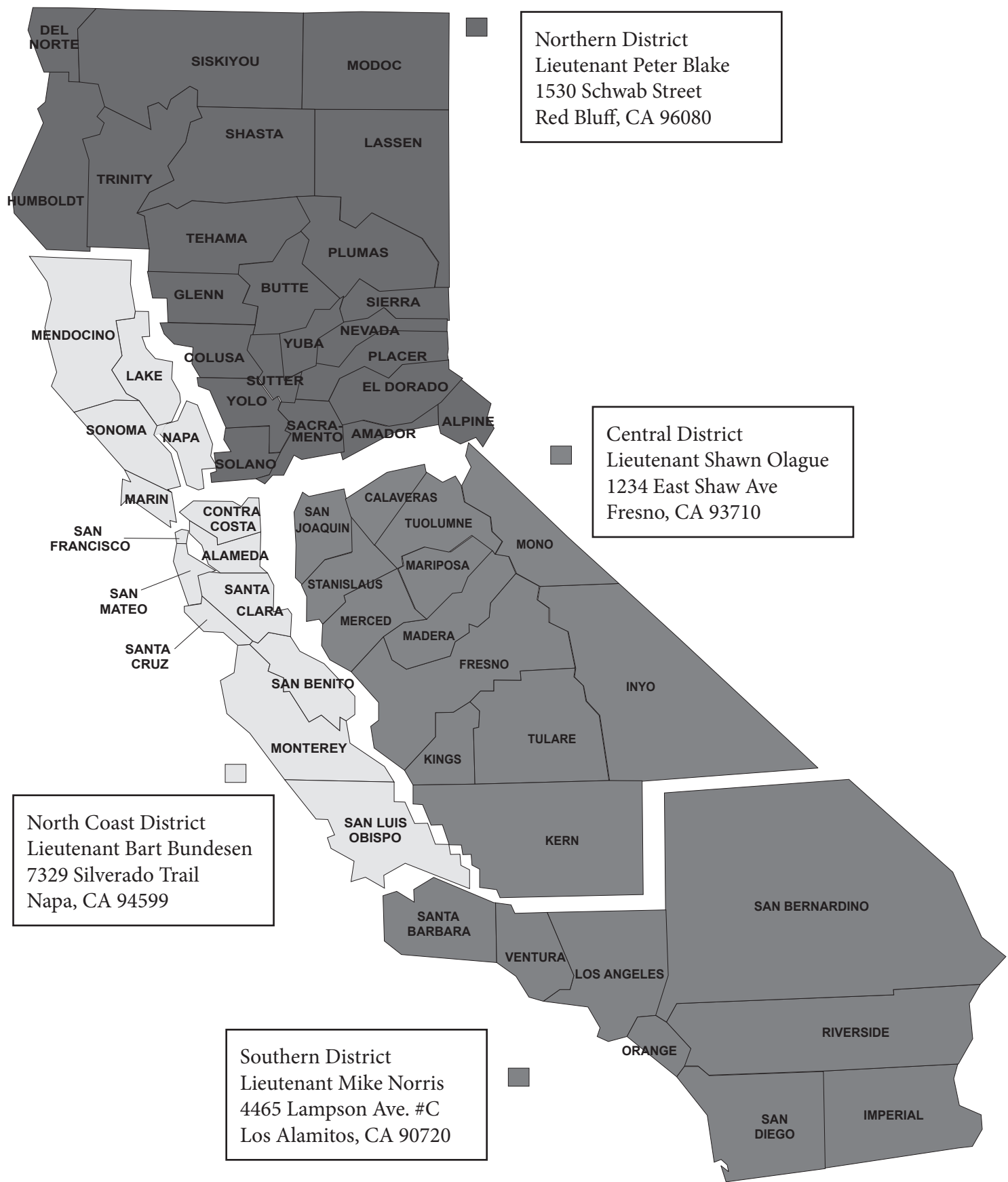
California Department of Fish and Wildlife

Winter 2016, V. 19 No.4



Happy Holidays From our Family to Yours!

Hunter Education Map



In This Issue.....

| | |
|------------------------------------------------------|-----------|
| <i>Administrator's Corner</i> ----- | 4 |
| <i>PCHEA Announcement</i> ----- | 5 |
| <i>Advanced Hunter Education</i> ----- | 6 |
| <i>Northern District</i> ----- | 8 |
| <i>North Coast District</i> ----- | 10 |
| <i>Central District</i> ----- | 12 |
| <i>Southern District</i> ----- | 16 |
| <i>Preparing Coyote for...(Giordanengo)</i> ----- | 19 |
| <i>6th Annual Mojave..(Balbo)</i> ----- | 20 |
| <i>This Point's for You</i> ----- | 23 |
| <i>How California...(Domenghini)</i> ----- | 24 |
| <i>Where's Ed?</i> ----- | 28 |
| <i>Mojave Youth Hunt (McDonald)</i> ----- | 30 |
| <i>2016 Junior Quail Poem</i> ----- | 33 |
| <i>Dear Bart</i> ----- | 35 |
| <i>Are Your Broadheads...(Becker)</i> ----- | 36 |
| <i>Kathy's Korner</i> ----- | 37 |
| <i>Conference Dates and Locations Reminder</i> ----- | back page |

Season's Greetings!



Federal Aid Project
Funded by your purchase
of hunting equipment

Equal opportunity to participate in and benefit from Hunter Education programs are available to all individuals without regard to their race, color, national origin, sex, age, or disability. Complaints of discrimination should be sent to the The Civil Rights Coordinator for Public Access, U.S. Fish and Wildlife Service, 4401 N. Fairfax Drive, Mail Stop:WSFR-4020, Arlington, Virginia 22203. Alternate communication format is available upon request. If reasonable accommodation is needed, call Captain Robert Pelzman at (916) 653-9727 or California Relay (Telephone) Service for the deaf or hearing impaired from TDD phones at 1-800-735-2929.

Department of Fish and Wildlife
1416 Ninth Street Room 1326
Sacramento, CA. 95814
Home page: <http://www.wildlife.ca.gov>

Hunter Education Staff

Robert Pelzman
Patrol Captain - robert.pelzman@wildlife.ca.gov
Sacramento -----(916) 653-9727

Fam Saeteurn
Staff Services Analyst
fam.saeteurn@wildlife.ca.gov
Sacramento -----(916) 653-1235

Kathy Mammen
Staff Services Analyst
kathy.mammen@wildlife.ca.gov
Sacramento -----(916) 651-9169

Peter Blake
Lieutenant - peter.blake@wildlife.ca.gov
Northern District -----(530) 865-7972

Bart Bundesen
Lieutenant - bart.bundesen@wildlife.ca.gov
North Coast District -----(415) 892-0073

Shawn Olague
Lieutenant - shawn.olague@wildlife.ca.gov
Central District -----(209) 827-0895

Mike Norris
Lieutenant - mike.norris@wildlife.ca.gov
Southern District -----(562) 429-7249

Alan Gregory
Lieutenant - alan.gregory@wildlife.ca.gov
Advanced Hunter Education - (209) 274-9923



Lieutenant Mike Milotz (916) 654-1485
michael.milotz@wildlife.ca.gov

Legal or Not?



It's the last week of November and Robin is looking forward to a good duck hunt as he works his custom scull boat-like craft toward his favorite point. His mood changes when he realizes he forgot shotgun shells! However, he smiles when he notices his bow and eight standard arrows with field points are still in the boat from the prior afternoon's muskrat hunt.

After a few hours on the water, he manages to take five drake mallards without losing a single arrow. (Legal or Not?) For a change of pace, Robin goes ashore and sets up in the corner of a small field. Half an hour later and Robin's at his daily bag limit – 7 greenheads! (Legal or Not?) Pheasant season is still open, so Robin decides to walk a nearby ditch in hopes of getting a few ring-necks. By the end of the ditch he's got a limit of pheasants! (Legal or Not?)



Answer on Page 18

Administrator's Corner

By: Captain Robert Pelzman

Hopefully you will receive this Quarterly before the calendar turns to 2017. It would be nice to give a year-end report, but it is not really practical as this article is being written at the beginning of November. Please check the next Quarterly for a complete 2016 report.

Obviously, the biggest change for 2016 was the implementation of Event Manager. There were a few bumps along the way, but overall it has been extremely successful! As always, please work with your District Coordinator to address any concerns or make suggestions to improve the program. Through October 31, 2016 there have been 2844 events (HE classes, Bowhunter Ed, and Advanced HE Clinics) registered in Event Manager. This translates to 26888 hours of class time and 28036 students!

Remember the mandatory deer harvest reporting deadline is January 31, 2017. Deer tag holders who fail to submit a harvest report for any 2016 deer tag by the due date will be assessed a \$21.60 non-reporting penalty fee when purchasing a deer tag drawing application or deer tag in the 2017 license year.

Matt Lazzaretto, our student aid, will be attending the Department's next Wildlife Officer Academy starting in January. Congratulations Matt and thank you for going above and beyond for the Hunter Education Program.

Thank you for all you do.

Happy Holidays, Merry Christmas, and Happy New Year!

Robert



2017 Pacific Coast Hunter Education Association Board of Director Nominations



PACIFIC COAST
HUNTER EDUCATION ASSOCIATION

Hello to all of my fellow North Coast Hunter Ed Instructors. Our next North Coast District conference is scheduled to be in March. Your Pacific Coast Hunter Education Association will be holding elections during the conference, and has opened nominations for a two year term on the Board of Directors. All nominations will be forwarded to the nominating committee for verification and to be included on the ballot. I'd like to solicit nominations from you for the following positions. If you're interested or would like to nominate someone please contact anyone of the officers listed below and the names of the nominees will be given to the nominating committee.

- President
- Vice President
- Secretary
- Treasurer
- Board Member
- Board Member
- Board Member
- Board Member

Chuck: charles.giordanengo@te.com

Mary: mwarfieldhooker@sbcglobal.net

Bill: wplummer@calpoly.edu

Thank you for all you do and "Keeping the Tradition Alive"

Chuck Giordanengo
President PCHEA



Advanced Hunter Ed

By: Lieutenant Alan Gregory



Fall has come and gone! Winter is starting to set in and my Big Game hunting withdrawals are starting to set in. Hopefully most of you had some measure of success. Either you harvested an animal, saw animals, or just had a good time with family or friends. Everybody has their own measure of success. As for myself, I have been buying preference points for

elk in Wyoming for years in the hopes of being drawn for one particular zone in Southern Wyoming. Well, I hit the jackpot this February and was drawn for the zone. After the draw results were posted, I learned that I had received one of the three tags that were drawn at random. I was struck by lightning without the side effects. So the planning began. I made phone calls to the

Wyoming Game Warden that covered the area who without hesitation told me where I should hunt. Countless hours of staring at Google Earth and topo maps later I had a good feel for the area I would be hunting. A good friend of mine offered to come along for the ride. We left for Wyoming in late September arriving two days prior to the season opener. We acclimated to the high elevation and backpacked into the backcountry where we found a suitable spike camp location. As we nailed down our camp spot, a bull elk let out a loud, deep, guttural bugle as if he was greeting us to the area or challenging us to find him.

We spent the rest of the day making short exploratory hikes into the area we would be hunting being careful not to spook any elk out of the area. At about 4:00pm, bull elk decided to wake up and start calling. The amount of calling increased throughout the evening with numerous bulls talking to each other. Sitting in the backcountry of Wyoming with a good friend listening to numerous bull elk call to each other was one of the most amazing experiences of my life. These bulls only got louder as the evening and night wore on. After dark, bulls began to fight and rake trees ultimately becoming the worst campground neighbors as they never stopped bugling. Morn-

ing couldn't come soon enough and when it finally did, we grabbed a bite to eat and rechecked our gear. We hiked across a small bowl towards the area where the elk were bugling. At shooting time, we crested a hill and a cow elk busted us but didn't run off. She looked at us inquisitively and carried on. As I took one step further a bull elk solely concentrated on the cow materialized with his nose in the air. I examined the bull to judge his antlers. I had set a pre hunt standard for a first day bull. The bull would have to be a mature six point with good mass, good tine length, and have good #5 and #6 points that formed a Whale tail shape. After quickly looking at the bull, he met all of my requirements. I raised my rifle,

fired, and 5 minutes into shooting time my hunt that I had been planning for 9 months was over. After, tagging, taking pictures, and celebrating, we quartered the bull, taking every scrap of meat from the carcass, and skinning out the head. We stashed the meat in some trees and began the arduous task of packing the meat from the mountain. Four trips and 30 hours later we were back at our base camp with all our gear and the animal. What a hunt!!!

Even if you weren't able to harvest an animal, I'm sure you had an enjoyable experience. We still live in a country where we can all participate in an activity that is both frustrating and enjoyable all at the same time. We should also be proud that we do our part to perpetuate the hunting heritage that has not become an aristocratic sport like it has in many other countries.

The 2016 Advanced Hunter Education clinic season is coming to an end. We ended up with 20 clinics and 542 students. I am hoping to bump that number up for 2017 and have enlisted several instructors to run clinics on their own. The Big Game Packing Class came to fruition and will be held in Lassen County in June. I am very excited about that one. We will also offer Hunting with Air Guns Clinic, Wilderness Survival Clinic, and with my fingers crossed a Game Processing Clinic. In closing, I want to thank all of the instructors who either, helped out, cooked for, or instructed at the Advanced Clinics. This program would not be possible without your dedication to the Hunter Education Program.

Alan Gregory

Sitting in the backcountry of Wyoming with a good friend listening to numerous bull elk call to each other was one of the most amazing experiences of my life.

ing couldn't come soon enough and when it finally did, we grabbed a bite to eat and rechecked our gear. We hiked across a small bowl towards the area where the elk were bugling. At shooting time, we crested a hill and a cow elk busted us but didn't run off. She looked at us inquisitively and carried on. As I took one step further a bull elk solely concentrated on the cow materialized with his nose in the air. I examined the bull to judge his antlers. I had set a pre hunt standard for a first day bull. The bull would have to be a mature six point with good mass, good tine length, and have good #5 and #6 points that formed a Whale tail shape. After quickly looking at the bull, he met all of my requirements. I raised my rifle,

Happy Holidays

Northern District

By: Lieutenant Peter Blake

We are in the heart of my favorite time of year where things slow down a little, we get to go hunting, spending time with family and friends and overall hit the reset button recovering from the year's endeavors. I have been doing all of the above and hopefully you have been able to do the same. Looking back this has been one crazy year but has turned out to be one of the best ever. The new event manager system is rocking. I love it and think it has made all our lives better and increased the prolificacy of our program exponentially. Know that it will only get better as more of you increase your familiarity with Event Manager and it eventually becomes second nature. If you are having a problem, don't hesitate to call me and I will get you dialed in.

The date and location for this year's annual Norther District Conference has been set. We will be returning to the Rolling Hill Casino on Saturday February 18th. I have reserved a block of rooms for those of you who are traveling and planning on spending the night or

weekend. Please make reservations early for the reduced rates I was able to negotiate will expire on February 1st. I look forward to seeing you all there and am geared up for another awesome year.

Speaking of friends and family, HEI Bill Knox, who has been an integral part of the HE program in the northeastern part of the state, wasn't doing so well, health wise, this past year. Knowing Bill probably wouldn't be up for traveling to the 2017 annual conference the HE staff decided we would go to him. For this year marks Bill Knox's 30th year of officially teaching Hunter Education. Unbeknown-st to Bill I had also put him in for and he would be receiving the Directors Achievement award for his service and dedication to the Hunter Education Program. On August 18th we all squeezed into the Lassen County Supervisors chambers where we at-

30
Years of
Service

tended the Lassen County Fish and Game Commission meeting. There was standing room only, all there to show their appreciation and personally thank HEI Bill Knox for all he has done for the hunting community. After Bill was presented with our awards he then received a recognition plaque from the Lassen County Board of Supervisors for the time he spent on the local Fish and Game Commission and his contributions to his community. I can tell you there was not a dry eye in the room including my own. I truly wish I could have presented these awards to Bill in front of all of you at this year's upcoming conference but under the circumstances it turned out to be a very special moment and I wanted to share the experience. I would also like to thank everyone who helped make this presentation possible and was there to see how much this meant to Bill. We are definitely a family here in Hunter Ed. and it was evidently clear on that night. Thank you HEI Bill Knox for everything and most importantly, for being my friend!!!!

Directly after the meeting with Bill Knox my good friend and Central District Coordinator, Shawn Olague and good friend Derek Fletcher took off to go archery Deer hunting. We had an awesome time and I was able to harvest a nice forked-horn which was pictured in the previous quarterly. This also happened to be the same exact buck Shawn missed a few days earlier and was lying in the same bed when I stumbled onto him. Although being successful was awesome the best part of the trip was spending time



Thank you HEI Bill Knox for everything
and most importantly, for being my friend!!!!

with my close friends and the experiences we shared. I would also like to thank HEI Jonny Waddles for getting me all dialed in on the area and all but tying the buck up for me. Thanks Jonny. To top it all, I took my buck down to HEI Bill Knox and had him validate it for me. I think Roy Griffith put it best when he said, "Money can't buy that kind of stuff"!!!! I can't agree more and it was definitely the highlight to this year's hunting adventures.

I would like to end this article by giving out a special thanks to all the

spouses and individuals who support all of us instructors. The wives and individuals who fit into this category are often the unsung heroes who never seem to get the recognition they deserve. But yet they do so much for the program by supporting all of us. Please take a moment to thank these people and to extend my sincere adoration for all they do.

I wish you all the very best this year's hunting and holiday seasons have to offer. I thank each and every one of you for all you do to keep the hunting traditions alive and well as

we move forward.

Your friend and fellow member of
the Hunter Education family

Peter

Looking back this has been one crazy year but has turned out to be one of the best ever. The new event manager system is rocking. I love it and think it has made all our lives better and increased the prolificacy of our program exponentially. Know that it will only get better as more of you increase your familiarity with Event Manager and it eventually becomes second nature.

North Coast District

By: Lieutenant Bart Bundesen

Happy Holidays to the Hunter Ed Family! I truly hope everyone is finding time to spend with friends and loved ones. Fall and Winter are always a blur of hunting trips, holidays and family gatherings. Sometimes I need to take a moment on the chukar ridge or in the duck blind to reflect on all that I'm thankful for this time of year. I hope you are able to do the same.

2016 has been a whirlwind year in the Hunter Ed world. Everything turned upside down with a new registration system. Some dings in the fender off the starting line, but once June hit, wow! As I sit here now I think I could post up a class of 25 at 1:00 a.m., outdoors in the cold, on Sunday night, and have it fill up. I am very impressed with the results from all of you NCD Instructors.

From a Coordinators point of view I really appreciated the personal interaction it allowed me to have with NCD HEI's. I know I communicated as a group much less this year, but I can think of very few of you that I haven't had individual phone conversations with. It makes it very nice to really get to know many of you. It's been almost 3 years for me with Hunter Ed, but getting to know 200+ is a test of time.

Continuing on the administration subject we are still lacking easy ways to record outreach and "other" Hunter Ed hours. I've been assured that development continues on this, and Hunter Ed staff will soon get a preview. In the meantime if you attend an Apprentice Hunt, Sportsman's Expo, local event, etc... feel free to create a "Private" Class with no students and record your hours there. Just make sure you leave a note for me in the Special Instructions so I know what it is.

Where is the printer template for Certification Cards? Is that you asking? Is it me? It's both of us. We always had a printer template that made life much easier, now we have a card that requires more writing and doesn't have a template. Many folks have tried their hands at it, but no perfect solution has been found. There are issues with the awkward size of the whole certification sheet of paper, proprietary issues with the provider, lack of secondary options and more. It hasn't been for lack of trying. Hopefully as you read this it's a moot point and solved, we currently have some folks working on a fix that is better than anything I could have hoped for before, so thanks for being patient.

*2016 has been a
whirlwind year in the
Hunter Ed world.
Everything turned
upside down with a new
registration system.*

Looking ahead on the calendar the North Coast District Hunter Ed Training Conference will be Saturday, March 4th in Gilroy. I know most of you travel the day of, but I will make an attempt to get a discounted block of rooms set aside locally.

For you relatively new instructors please try and make the Main Con-

ference. It really is a nice opportunity to network and also helps jumpstart your Hunter Ed "career". I say this because I probably lost 5 HEI's this year that tested, passed, and did nothing. I tried to get them started, send them to classes, give them options, and just couldn't get them involved. Good people all of them; I think if they would have seen the camaraderie of the Main Conference they would have been more likely to get started. Please come and join us and see the family, I know I'm looking forward to it.

I'll close with laws and immigration issue. In short you are not required to be a lawyer or immigration agent. Many of you have been doing this a long time and have the answers to the questions already. Some of you are still learning. Either way if a strange issues comes up just drop me a line, I'm here to help. For the most part even if it's my day off, I'm monitoring my phone and email for HEI issues that need immediate attention. Please use me as a reference, there are no dumb questions.

As always thank you for all that you do! My door is always open and if you need anything I'm only a phone call or email away: (415) 892-0073 or bart.bundesen@wildlife.ca.gov

Take the Holidays to visit family and go out and enjoy some time in the hills or fields.



Welcome To The Team! New HEIs started Fall 2016

JENNIFER CORDARO
Shasta
ERIC WILLIAMS
Sonoma
ROY HALE
San Joaquin

BRANDON SHOEMAKER
Fresno
DARREN MOENCH
Fresno
LINDA MOENCH
Tulare

Central District

By: Lieutenant Shawn Olague

I love this time of year. Fall is my time to renew. Most people think spring, but my rejuvenation period starts itching in September. This year's hunting season has been kind. I got to chase some deer around Lassen Co. in August, shoot some tasty dove in September, quack some ducks down in October and hope to continue through January.

The highlight so far was to introduce three people to duck hunting. I was able to invite a father and son to my club on the first Sunday of the season. My son and his son are a year apart and they were able to go to one blind while I was able to take the father with me to another. I witnessed how overwhelming it is for a person to pick up a bird

shooting sport for the first time. Often my guest would stand in the ready, gun mounted to shoulder on a still approaching duck. After several shots and misses the first one finally fell and my dog was able to retrieve a not so dead Greenwing Teal. Rob's first duck; the pressure was off. Minutes later, in the blind next

to us, I saw a pintail fold on the report of a shotgun. My son radioed, "Ryan got his first duck, a pintail." My son experienced the privilege of witnessing and helping a first-timer too. We talked about the morning later that afternoon and Eric told me it felt "cool" to have watched Ryan take his first duck. I got a text later

All these first time experiences are due to the work you instructors do. We would have a hard time as a department getting so many students certified if it wasn't for all your volunteer work. Thank you.



that night that said, "You never told me that teal were flying Prime Rib. Thanks for the day." Good Stuff.

My next opportunity was to take one of my students from our Advanced Hunter Ed Waterfowl Class. One of the students was holding us to our word that, "if one of you gets a reservation, give us a call, we'll go with you." Those words came out of Lt. Blake's mouth. So when Mark emailed me and told me he had a reservation

Continue on Page 14





-Continued from Page 12

on the first Wednesday I asked Peter if he wanted to come down to go hunting with Mark. Well Peter couldn't go and Warden Giertych was also spoken for so I offered for him to come to the club instead. He said definitely. Mark was able to shoot some teal that morning and we also doubled up on a big drake Mallard. It was another feel good day. Mark left with several ducks and more tools in his tool box for his next trip out.

All these first time experiences are due to the work you instructors do. We would have a hard time as a department getting so many students certified if it wasn't for all your volunteer work. Thank you.

On to some of the business things you need to know. We will have our main conference at Tachi Palace in Lemoore again on April 8th. They just have the right venue for our needs. I also plan on having a night before event on the 7th at the Lemoore Naval Air station. They have a shotgun range we can use to shoot some clay and maybe have a BBQ. Hope you will all try to make it.

Please remember to turn in income and expense reports by January 31. I prefer electronic copies if possible. It will save you postage and provide you with a record that you turned it into me.

I am so happy with the event

manager system and how well you guys and gals have picked up using it. I hope you are seeing the benefits as much as we are. Some are still having some sticking points, but they are fixable with a little give and take.

I wish you all a happy and healthy holiday season with treasures of memories to take with you. Thanks for all you do again. I really do appreciate it. Shawn



Department of Fish and Wildlife

14 Hunter Education Quarterly



ENTER TO WIN THE HUNT OF A LIFETIME!

Are you feeling lucky? The IHEA-USA Heritage Hunt just may be the most deluxe hunt you will ever experience. Winners receive an all expense paid trip to a premier hunting location. That is just the beginning though... you'll eat like a king, be surrounded by top-notch guides, get plenty of free hunting gear and retire each evening in complete luxury in the guest lodge.

Now if that isn't enough, we also throw in taxidermy of your mount so everyone back home will see just what you accomplished. Also, who knows...you might just be the next Michael Waddell, because cameras will be rolling the entire time and your hunt will appear on national television next year! So, stop whatever you are doing and register right now...today could be your lucky day!

Five lucky people including three Hunter's Ed students and two instructors will join us in 2017 for three days of hunting and three nights lodging. If you're under 18 years there is no need to worry...bring a parent or guardian along for the ride. The drawing is February 2017 so get your application in early. Sign up online at huntershandbook.com

Plus, Win Other Fabulous Prizes!!!

Firearms • Binoculars • Rangefinders • Compasses • Hunting Knives

Bows • Riflescopes • Multi-tools • PLUS MUCH MORE!!!

Go to <http://huntershandbook.com/entertowin/>

Fill out the form and click to submit. Enter no later than 2/15/17. That's all there is to it! You're on your way to winning a dream trip of a lifetime or a lot of other great products to use in your upcoming hunting trips!

If you would like to order hard copies of this publication, please request in the comment section of the online supply order form.



Passing on the Tradition!! 2016 totals:

3 2 0 6 0

students (and counting!) Way to go!

Department of Fish and Wildlife

Hunter Education Quarterly 15



Southern District

Telling Ya What I Told Ya

By: Lieutenant Mike Norris

They say the key to getting your point across to an audience is to Tell Them What You're Going to Tell Them...Tell Them...and Tell Them What You Told Them.

And when that doesn't work...you Tell Them All Over Again.

So here goes—a review of the top four We Covered That topics that hit my e- and v-mail boxes, required reading for new HEIs and those who forgot to read their Quarterly before lining their chicken coop with the thing.

**A Martian May Take Hunter Ed*

It does not matter if the person presenting herself at your classroom doorstep beamed down from Planet Mars—they may take Hunter Education. Same goes for all other aliens, legal and otherwise. Visitors from Trinidad, Turkmenistan—even Texas—may all obtain a Hunter Education card, even if they've overstayed their VISAs or arrived in a jet's wheel well.

To repeat—anyone may enroll in your Hunter Education class. Whether they may purchase or possess firearms is not your question to answer, however. Refer that one to the Dept. of Justice.

**Interpreters Are OK, but Not Supplied...Except for Sign Language*

If someone requires an interpreter, they may arrange for one and accommodations should be made. Obviously, it is best if it is a neutral party and not a friend or family member. If they wish to hire one, that's fine but it will be on the student's, not the State's, dime. The exception is when an ASL (American Sign Language) interpreter is needed. Deaf students shall be provided with an interpreter by the State and if a student requests one, you should contact your coordinator or Fam

immediately. Arrangements must be made through a state-contracted service. Typically, interpreters must be scheduled at least four weeks in advance and students may not arrange for their own ASL State-paid interpreter.

To repeat--Not speaking English is not a disability, so no State-provided interpreters are available. The exception is for deaf people and the Dept. will supply an American Sign Language interpreter but needs several weeks to make the arrangement.

**No Cell Phones (or anything else with a camera) @ Test Time*

It does not matter if the person presenting herself at your classroom doorstep beamed down from Planet Mars—they may take Hunter Education.

In addition to the ability to obtain and supply answers to test questions by texting or consulting the Internet, cell phones and tablets have cameras which can photograph and distribute the exam itself. Therefore, students should not be allowed to use these devices for any purpose once testing begins, including translation applications.

To repeat—Come exam time, nothing

on the table except the test, answer sheet, and a pencil. Period.

*Insurance? We’ve Got You Covered

It is not uncommon for an HEI seeking to rent a venue for her class to be asked to supply liability insurance. As long as HEIs operate within the program’s Policy & Procedures, they are covered by the State of California. A statement of insurance is available for HEIs to download and present to requesters inside the HEI Resources area on our web page, <https://www.wildlife.ca.gov/Hunter-Education/Instructor-Resources>. However—if you do things your own way, if you offer one-on-one classes, fail to adhere to the no-ammunition-in-the-classroom mandate, or other shenanigans...you’re on your own, Jill.

To repeat—Stay within bounds and you’ve got liability insurance. Download-able “evidence of” is available on our website.

All good? Good. I’d like to close out by saying how much I appreciate each of you for teaching and putting in another great year. What you’re doing works, and works well—as of press time, we had no major hunter casualties here in our district, a direct reflection of your efforts to keep our sport safe.

Also, You’ve also made the adjustment to doing things electronically and the (almost) paperless record keeping has been a godsend to both HEIs and administrators alike—thanks for hanging in there and making the switch.

I hope your fall was fantastic and 2017 smiles upon you. Share your successes and keep sending your Where, How and Whys to me at mike.norris@wildlife.ca.gov.



Answer to Legal or Not?

1) After a few hours on the water, he manages to take five drake mallards without losing a single arrow.

Legal. T-14 CCR 507 Provisions Related to the Taking of Migratory Game Birds.

(a)(2) Bow and Arrows or Crossbows. Only arrows or crossbow bolts with flu- flu fletching may be used except that conventionally fletched arrows may be used to take waterfowl sitting on the water from scull-boats or similar watercraft.

2) For a change of pace, Robin goes ashore and sets up in the corner of a small field. Half an hour later and Robin’s at his daily bag limit – 7 greenheads!

Not Legal. T-14 CCR 507 Provisions Related to the Taking of Migratory Game Birds.

(a)(2) Bow and Arrows or Crossbows. Only arrows or crossbow bolts with flu- flu fletching may be used except that conventionally fletched arrows may be used to take waterfowl sitting on the water from scull-boats or similar watercraft.

3) Pheasant season is still open, so Robin decides to walk a nearby ditch in hopes of getting a few ring-necks. By the end of the ditch he’s got a limit of pheasants!



Not Legal. T-14 CCR 311 Methods Authorized for Taking Resident Small Game.

(e) Bow and arrow (see Section 354 for archery equipment regulations).

T-14 CCR 354 Archery Equipment and Crossbow Regulations.

(d) ...No arrows or crossbow bolt without flu-flu fletching may be used for the take of pheasants ...



(Bonus) the prior afternoons muskrat hunt

Legal. T-14 CCR 462. Muskrat and Mink.

Season and Area: November 16 through March 31, statewide.

Bag and Possession Limit: No limit.

T-14 CCR 465. General Provisions for Taking Furbearers.

(a) Furbearing mammals may be taken only with a firearm, bow and arrow...

Preparing Coyote for the Table

By Chuck Giordanengo



Hunting Wile E. Coyote has become a very popular pastime with many hunters. It helps sharpen big game hunter’s shooting skills during the off season, and many cattle and sheep ranchers welcome hunters on their property to thin out the predators. I personally have only harvested one of the furry critters in my hunting career. At the time, it was acting as a mid-wife helping a cow give birth on a ranch while I was deer hunting. At the time I hadn’t given any thought about eating the coyote, after all it was a coyote, and who in their right mind would eat one? I’m a hunter that has always felt that if I choose to harvest the animal, then I should consume it as well. Now that I’ve said that, I guess I’m committed to eating the next coyote I harvest. So not knowing how I should prepare Wile E. for the table I went to the Internet, and to my surprise there are lots of recipes for cooking coyote available. Like any meat, coyote is safe to eat if cooked thoroughly and properly. Pathogens and food borne illnesses have the potential to exist in all meat to some extent, so with proper preparation, you’ll be able to enjoy a new food item. Some of the best recipes I found are from Stuart Spitz noted below. So next time you see a coyote, go ahead and take him down and cook him up, you might be pleasantly surprised.

Crock Pot Coyote

Four pounds of coyote meat. 16 ounces of apricot preserves. One bottle of your favorite BBQ sauce. One half of a red onion, diced. Half teaspoon of salt. Half teaspoon of pepper. Half teaspoon of garlic powder. Put all into a crock pot, let it cook for eight hours, and it’s ready to serve.

Stewed Coyote

Four pounds of coyote meat cut into one inch cubes. 1 ½ cups of vinegar. A tablespoon of pepper. Two tablespoons of salt. Tablespoon of garlic powder. Half cup of cooking oil. Two large yellow onions, diced. Three cups of tomato sauce. Ten cups of boiling water. Two red bell peppers cut into strips. Two bay leaves. One teaspoon of Tabasco sauce. One can of pineapple chunks.

Marinate the meat in a mixture of the recipe’s vinegar, pepper, salt, and garlic powder for two hours. Fry the meat in the oil, using a large wok, or a large cast iron skillet. Add the onions, pineapple and sauté until tender. Once tender, pour into a pot, adding the tomato sauce and boiling water, add your bell pepper, bay leaves and Tabasco. Cover and simmer until meat is tender.

Grilled Coyote

Slow cook the coyote meat over a grill, marinate with some fruit based glaze, roll in cabbage leaves when done, and serve with steamed white rice.

Deep Fried Coyote

Cut your coyote meat into one inch chunks, then soak in buttermilk overnight. Prepare your deep fryer, then bread the coyote meat in your favorite breading, and deep fry until done. Quick, easy and tasty!



Coyote Jerky

Simple to prepare and better than beef. Just follow ANY jerky recipe and substitute thin sliced coyote meat for beef, venison or whatever. You’ll never know the difference.

6th Annual Mojave National Preserve Youth Quail Hunt

By: Steve Balbo, HEI #3405



Photo: Hunters Brandon, Mackensie, Lauren and Daisey with their guides Dan and Randy

My son, Brandon, was fortunate enough to be drawn for the 6th annual Youth Quail hunt held Oct. 1 in the Mojave National Preserve. This is a special youth-only quail hunt approved by the Fish and Game Commission, created to give kids first crack at the birds and for many it is their first experience hunting wild birds.

We arrived Friday evening to check-in for the hunt. Brandon was given a blaze orange hunting vest, cap and t-shirt, as well as a goodie bag. Organized by the Mojave National Preserve (MNP) and Water for Wildlife with major support from Safari Club International, Orange County Chapter, and the California Deer Association, over 40 kids checked in.

Booths were set up by BLM, MNP, and the Institute for Wildlife Studies, who gave out 12 and 20 gauge steel shot shells to the hunters. SCI had their Sensory Informational trailer on site to tour as well. Neal Darby, the MNP biologist, directed us to the Hole in the Wall campground to set up for the night, free of charge.

Saturday morning started at 6 am with a complete hot breakfast--biscuits and gravy, sausage, potatoes and more--prepared in a big outdoor kitchen staffed with a small army of volunteers. At 7 am, our Southern District HE Coordinator, Mike Norris, presented a safety talk to the group. Mike and his Drahthaar/German Wirehaired Pointer, Mojo also helped out with guiding on Saturday. Guide assignments followed his talk.

As Brandon and another youth's name was called, it turned out that our designated guide was nowhere to be found. It turned out that he was stuck in traffic and arrived as everyone was driving out to the hunt.

What was a bit of a letdown turned out to be a blessing in disguise! Brandon was paired with Dan Powell, guiding his granddaughter, Makensie, for the day with his wife, Rhonda. They were accompanied by Randy Pearce, his wife Vanessa and their daughters, Lauren and Daisy. Dan and Randy regularly deer hunt the MNP and had been scouting for quail before the hunt. We couldn't have been paired with a more friendly and considerate group.

What was a bit of a letdown turned out to be a blessing in disguise!

We headed out in Jeeps and within a few miles spotted quail! The young hunters safely loaded their shotguns and headed out with the guides. They hadn't walked five minutes when we heard a shot and watched their blaze orange moving through the brush until they were a half mile away. We heard more shots, and as they returned we could see that they were carrying two cottontails!

Brandon and Makensie had made their first harvest of the day. Dan and Randy supervised the safe unloading of the guns and, I was happy to see, proceeded with field-dressing the rabbits. They explained the importance of eliminating the heat from the animal and had the hunters assist in the dressing.

We continued the hunt and, after a stop at a campground for a potty break, we found another covey of birds. Our Jr. hunters hopped out and were on the move safely and quicker this time around, having gotten a feel for the hunt. Several shots later, Makensie came back with the first quail of the day.

Throughout the day, our hunters became more efficient with exiting the vehicle, loading, and getting into the field. It was impressive to watch as they learned to watch their zones of fire and keep in straight lines. They worked together and didn't try to shoot into other hunter's shooting zones so that they all had a chance to shoot. It was great watching them grow and become friends.

Brandon and Makensie were able to get two more quail toward the end of the day, and the tally was three quail—all Gamble's-- and four rabbits. We headed back to camp and arrived just in time for the 4:30 pm dead-



The awesome volunteer guides

The youth hunters in front of the SCI trailer

line--at 5 pm, search parties head out! The organizers put on a game care demonstration and a big mobile BBQ trailer was available to cook up any hunter's quail or rabbit. Dinner was provided, with acknowledgments to the volunteers, followed by a raffle of prizes donated by local businessmen and sportsmen.

Sunday morning Dan and Randy invited us to hunt with them again. It started out pretty bleak, but eventually Dan and Randy found the birds. Our hunters had dialed their aim in

Continue to Page 22



Photo: Makensie and Brandon with their first Quail

-Continued from Page 21

and we ended up the morning with four quail and another rabbit.

While the hunt itself was great, the best part of it was meeting a lot of great people and making new friends. All of the junior hunters were cordial, and throughout the day groups stayed safely apart and didn't try to hunt over each other. I observed a lot of instances of cooperation between different groups working the same fields

by driving the birds in a straight line and covering more territory.

Everyone involved in this hunt are true sportsmen and really showed what the hunting tradition is all about!

This Point's for You!!!

Bringing It Home

By: Lt. Shawn Olague

As some of you know this segment of our quarterly is often referred to as This Point's for You. Well my Labrador doesn't point, but he does retrieve and thus when I write this column it will be called Bringing It Home and you will be privileged with a Labrador picture. Everyone loves a lab. Pointers are jealous and wish they were one.

This quarterly's topic for discussion is testing. We are getting many scenarios regarding the taking of tests. Some stories are being relayed that students, many of them with English as a second language (ESL) are asking to use electronic devices to help translate exams.

One main objective is to maintain the security of the exam. The use of electronic devices such as phones and tablets would risk that security because all these devices have cameras and some have recording capabilities to where the whole exam could be easily electronically transferred on the web. Not a good thing. So please make sure all devices are off table tops upon the passing out of the exam. This is also necessary until the test and answer sheet are turned in.

Another thing that has come up is students using the answer sheets to take notes on. Do not pass out the answer sheets until you are testing. If you give them the answer sheets while you are reviewing, don't be surprised to see notes scribbled in the margin or on the back of an answer sheet. Some scribbles in the margins of answer sheets are notes that students may put on while they are fresh in their mind and not necessarily a sign of cheating, but you can't be sure of this if you pass the answer sheet out too early.

The other objective, a big one, is to test the student's knowledge and understanding of the material. You instructors are being asked to determine that by possible practical exercises and their passing of our exam at 80%. Please, I reiterate, please do not be tempted to pass scores less than 80% without having them come back for a retest at a later date or by taking the class over again. You are not doing anyone a favor by passing a student who does not meet the criteria. You are actually opening yourself up to liability you may not want. It is okay to have students that don't pass. I do expect them in every class. Not because of you as instructors, but because many times the student isn't ready for the class or its materials.

Hope this helps bring it home.



How the California Fish and Wildlife Hunter Education Program Has Helped Me



My name is JR Domenghini. I am thirteen years old and I live in Arroyo Grande, California on the Central Coast of San Luis Obispo. I'm in 8th grade and have a number of interests, including horses, ranching, hunting, and rodeo. When I was eight, my dad passed away suddenly from cancer. My dad was an avid hunter, and over the years had hunted mule deer, black tail deer, elk, birds, and a number of other things. I remember accompanying my dad several times when I was young on hunts, but because I was so young, never had the opportunity to do that often, and never as a hunter. He and my mom bought a small plot of land in Montana that we planned to use someday, which my mom still owns.

I have the coolest mom I could ever have. She is an avid horsewoman, and has instilled an interest in me for horses and rodeo, and she enrolled me in rodeo lessons last year and again for this coming season. I participated in local rodeo events at the Santa Ynez Equestrian Center and the Santa Barbara Fiesta last year. Overall, I made the top ten in team roping at Santa Ynez. At Santa Barbara, I placed sixth in family team roping. We have 2 horses that we keep at our residence. My Uncle Gary owns one and my cousin Bobbie owns my roping horse. My mom tries to fill a big set of shoes, and she does it really well, and I love her a lot for all she does for me. But, my mom was always the horse person in our family, and my dad the hunter.

When I turned 10, I wanted to try hunting, but my mom did not know what to do, where to go, or really how to shoot(although she was a former Sheriff's Officer and she can sure outshoot me with a pistol, I can't even hit the target). So, my mom got in touch with our relatives, and one of them, Aunt Betty, owns a ranch near Morro Bay. Her son, Dale, that runs that ranch, knew a hunter education instructor, Scott Wilcox, and asked Scott about getting me into the class. Scott sent my mom and me a copy of the hunter education booklet used in the class to study, and told us when the class in Morro Bay was next going to be held, July of 2014. My mom and I took that class, spent 3 nights and a Saturday morning listening to the 5 instructors that taught that class, did shooting range exercises on Saturday morning, and we both took the test. We both passed, but I outscored my mom by one point. I learned a lot in that class, safety, ethics (which I learned to use this year while hunting), guns, ammunition, and lots of other stuff.

September 2014, Scott took me out dove hunting at my Aunt Bettys ranch, the first time I'd shot a shotgun at anything while hunting. Although I did not get many doves, I got a couple, and realized that I had a lot of practicing to do. I also learned how to shoot safely, and Scott supervised me real closely that first time with a gun. I also was able to participate in several pheasant hunts, run by the San Luis Obispo Sportsman's Association as well as the California Department of Fish and Wildlife at the Lazy Arrow Adventures at the Camatta Ranch. There were lots of cool events for us to do at each of those pheasant hunts: trap shooting, bow and arrow, black powder, survival, and game care. My mom and I participated in 2 of those hunts together, and she has done pretty well too, but I think I'm a better shot than she is with a shotgun. I learned pheasants are a lot easier to hit than doves.

Continue on Page 26



Photo: JR's First Turkey



the right thing, even when no one was looking, and off walked turkeys 2 different times. This fall I hope to do some more turkey hunting.

This summer, I finally was 12 years old, and able to deer hunt. I worked out a deal with my Aunt Betty to hunt deer at her ranch, and Scott agreed to guide me. We went out to the shooting range at the ranch, I sighted in my .243 my mom had gotten me for Christmas, practiced some, and Scott decided I'd be accurate to 100 yards for sure in case we saw any bucks. Opening weekend we saw nothing, but the 3rd time we went out that Tuesday of the first week, just before dark we found a nice forked horn buck. I got a good rest, aimed where I knew I needed to; the deer was 55 yards away. I shot, and the deer ran off, a clean miss. When my dad deer hunted a relative called him buck fever Tony after he got excited and missed a buck once I heard. I think Scott wondered if I'd inherited the same problem. During the season we continued to go out, and several times we found 2 nice bucks, one a 3x3, that came out every night

I heard crunching noises below me in the trees down a steep hill. We crept to the edge of the hill, and below us was a forked horn buck looking back at us 70 yards away. After getting situated, setting my bipods down, and listening to Scott tell me to shoot behind the shoulder and to hold my breath when I squeezed the trigger I shot. I learned another valuable lesson; my gun does not shoot when its safety is on!

just before dark, and hopped the fence to eat tall grass on the wrong side. One night we saw the buck not more than 20 feet on the wrong side of the barb wire fence, we snuck down to within 70 yards of the buck and sat there and watched him eat, hoping he'd come back over the fence to drink at a water trough. I said "can't we shoot it" and Scott said it's on the wrong side of the fence. At least 3 times we watched those 2 bucks go from our side to the wrong side before we could get a shot. I told Scott

I didn't like deer, they wouldn't cooperate. Turkeys were more fun they come to you, I was frustrated. We continued to go out as often as my school schedule allowed me to, and finally, on the 17th time we went out, the 2nd to the final weekend, as we were looking with binoculars at a ridge, I heard crunching noises below me in the trees down a steep hill. We crept to the edge of the hill, and below us was a forked horn buck looking back at us 70 yards away. After getting situated, setting my bipods down, and listening to Scott tell me to shoot behind the shoulder and to hold my breath when I squeezed the trigger I shot. I learned another valuable lesson; my gun does not shoot when its safety is on! I took the safety off, and shot. The deer dropped in its tracks. Even though it was not a big forked horn or nearly as big as the deer we'd seen but passed on because they were always on the wrong side of the fence, being my first deer, and the fact I was not very big either, it was the perfect size buck.

It was a steep hill and the deer was 70 yards away, we went down to see it, and grabbed it by the antlers, and began to pull it up to the Jeep. We made it about 5 feet, it was too steep. We went and got 200 feet of rope, and Scott lowered me and the rope with the Jeep winch, I tied the rope to my buck, and the winch pulled me and

the buck back up the hill.

Now the fun began, Scott gave me a knife, and told me what to do. He had me hang the deer in a tree, gut it, and we loaded it on the Jeep rack. I learned how to gut a deer and also that deer have a lot of fleas on them. We took the deer to his home, where I next learned how to skin and quarter the deer, and we got it in the refrigerator. The following weekend, I learned how to butcher, vacuum seal, and took home a lot of good meat. Many people take their game to be processed, Scott had me do the entire thing so I'd learn.

Had it not been for my Hunter Education class and the contacts we made there, as well as the opportunities attending that class opened for me, along with several nice ranch owners that allowed me to hunt on their ranch, my mom and I would probably never have had the opportunity to hunt and do all the things I've been able to do the past 2 years. I'd like to thank the Domenghinis and Cooks for allowing me to hunt their ranches, as well as the Department of Fish and Wildlife and their instructors, who instructed and provided me with hunting opportunities.



-Continued from Page 24

This past spring, before the spring turkey hunt, Scott called us and asked if we'd like to go turkey hunting. He has friends, the Cooks, who own a ranch that has turkeys on it. The first time we went out, we were able to call in 3 nice Tom turkeys right away, and I was able to harvest an eighteen and a half pound turkey with three-fourths of an inch spurs. Scott told me that day that hunting was usually not like this, more often than not I'd get nothing and rarely so quickly, I sure found that to be true this year during deer season. We went out several more times after that, and each time we were able to call in turkeys, but each time they were just on the wrong side of the fence, on the neighbors side. Once when they were only about 15 feet away, I whispered to Scott's wife who was also hunting (Scott was calling, he did not have a gun) could I shoot the Tom. She said no, it was not on our property to hunt. I learned that ethics stuff from the class meant sometimes I had to do

? Where's Ed?



Andrew Liddle,
son of Eric Liddle #3902,
was drawn for a SHARE Cow
Elk Hunt on Sibley Ranch.
Father and Son both had an
awesome time!

?

Hunting, fishing, traveling, family
& friends, we want to see it all!

Share a photo of your
adventures with us.

Email

fam.saeturn@wildlife.ca.gov.

Title your message, "Where's Ed",
and include your HEI#,
your location and a short caption.

?



"Hubby and I at our an-
nual Texas hunt trip. Our
Friend wanted us to elim-
inate as many pigs off of
the ranch. I shot two pigs.
Hubby shot a nice buck,
bigger than mine!"
-Virginia Duncan
HEI # 4171
Junction, Texas


?

"One more checked
off the bucket list"
- Dan Phelps
HEI # 3428
North Alberta



Where's Ed?

Mojave Youth Hunt 2016 Report



By: *Cliff McDonald*

After months of preparation, taking reservations, ordering supplies, coordinating vendors, etc, the big day arrived. First on the scene was Water for Wildlife volunteers, arriving on Wednesday to canvas the area and make things ready. On Thursday, Rob Blair and Bobby Hupp delivered the large BBQ and set it in place. My son Matt and I arrived Friday morning at 9am with trailer in tow. The volunteers went to work unloading the trailer and setting up camp; running lights, putting up EZ-ups, arranging cook stoves and tables, hauling ice chests and putting up banners. Next they set up the event coordinator booth filling it with giveaways, prizes and hunting apparel (T-shirts, Hats, vests). Once this was done, they moved onto the Coffee/Latte Bar so coffee could be ready at dawn. Lastly they hauled and set up tables to be utilized at the drawing on Saturday night. Later in the afternoon, staff from BLM, MNP, and Non lead Ammo Vendor arrived and set up their booths, plus the SCI-OC Mobile Sensory semi truck arrived along with past SCI-OC Chapter President Matt McCloskey. The stage was set for the arrival of the youth hunters and their families.

Around 4pm the hunters and families started showing up. Registration went smoothly with the booths remaining open until 8:30pm Friday night. Kudos to Victoria for volunteering to man the registration booth for NPS along with Neal Darby. Once the hunters were registered they were directed to the various booths where they were issued an blaze orange T-shirt and Hat from CDA and a new hunting vest - courtesy of last year's hunt proceeds. Each hunter was issued a free drawing ticket for one of six major prizes: Remington 870 shotgun (donated by Randy Weber) , Hatson 20 gauge Escort semi-automatic shotgun (anonymous donor), \$100.00 cash (donated by Tom/Deborah Downs), two (2) \$50.00 bills donated by Cliff/Toni McDonald, a \$50.00 Turner's gift card (donated by Lyle/Marie Trottier). Hunters were able to visit the BLM booth where they received maps and a flashlight along with desert information of immediate area and new monuments. Hunters were also issued non lead ammo.

Saturday came early with volunteers starting up stoves at 4:30am in prep for the day. Cowboy coffee was ready and several volunteers gathered around the camp fire enjoying Judy's coffee. The registration booth opened at 6am allowing late night arrivals to register and obtain hunting vests. Breakfast was served: sausage patties,

country potatoes, biscuits & gravy along with fruit and orange juice. At 7am there was a mandatory safety talk given by Mike Norris of the CA F&W, with guide assignment soon to follow. Before departing for the field, a group picture was taken in front of the SCI Mobile Sensory Van. By 8am, camp was empty as the hunters and their gudes were already out in the field in search of their game.

All the hunters returned to camp by 4:30pm, no accidents, no problems, just a bunch of smiling faces. While the cooks were busy preparing dinner, Neal Darby was showing the hunters how to clean and dress their game. The game was then placed on the BBQ with the hunters enjoying fruits of their labor. The hunters



Continue on Page 32



Major Sponsors and Organizations that donated to this event:

- | | |
|-------------------------------------------------------------------------------|--------------------------------------|
| Mojave National Preserve (MNP) | California Deer Association (CDA) |
| Safari Club International Orange County (SCIOC) | Quail Forever Riverside Chapter (QF) |
| Society for the Protection & Care of Wildlife (Water for Wildlife) Volunteers | Route 66 Guns and Ammo, Barstow |
| Bureau Of Land Management (BLM) Needles field office | Barstow Guns, Barstow |
| California Fish & Wildlife (CFW) | Fieldline Outfitters |
| Turners Outdoors | Alpen Optics |
| | Bass Pro Shop |

were again able to access the booths and visit the SCI Mobile Sensory Van. At 6:30pm Dinner was served. Following dinner, everyone gathered together under the pavilion in anticipation of “winning” a big prize. I can truthfully say that everyone was a winner, just by looking at the love and comradery shared among the hunters and their families. This is what this event is all about - Families sharing the great outdoors on our public lands.

In summation, we had a total of 177 total participants at this event, 29 guides, 30 volunteers, 15 support staff/vendors/game wardens and 44 junior hunters and their families. Early Saturday morning the forty four hunters took to the field. These youth hunters brought back 65 quail and 55 cotton tail, the best harvest year to date.

Thanks to all that volunteered their time, donated raffle items, cash, shirts, hats etc., Without all your support this event could not happen. A couple of pictures have been attached as well as a poem that sums up the 2016 Youth Hunt. Looking forward to the 2017 Hunt.

Sincerely,
Cliff & Toni McDonald



2016 Junior Quail Hunt

Poem written by Toni & Cliff McDonald

Under the stars, no cell phone or Internet
The Junior Quail Hunt agenda was set

The hunters arrived & located their sites
Then they pitched their tents & called it a night

With darkness around, they rose & dressed out
Boots, Vest & a gun, they ventured about

With a hearty hot breakfast served for the day
The forty-four hunters were sent on their way

With guides by their sides & dogs on the scent
Carrying non lead ammo, away they went

Hunters scurried about, walking miles & miles
The flushing of quail bringing monumental smiles

Although one hunter was lucky and limited out
It was more about the adventure than the bag count

Back at camp, game was prepared for the pan
A true delicacy served for all those on hand

While coyotes were howling as if in concert
Dinner was served along with dessert

Then an evening of raffles and free giveaways
Excitement was present, truly a remarkable day

Then a sharing of stories while smiles abound
Making it a day to remember by all those around

Nightfall came and they all hit the sack
Looking forward to 2017, saying “I’ll be back”



Photo: Cody Morton, used the license he received at the Napa Class shortly after

Dear Bart,

I attended the Hunter Ed class put on by the Napa County Sheriff's Department with my son. I have attended quite a few Hunter Ed classes and this was one of the best classes I have observed. The facility was a clean and professional setting for learning. Deputies Matt Macomber and Mark Warrington definitely have a passion for hunting, teaching and the outdoors. The instructors shared their vast knowledge of the material and presented it in a light and fun way that only comes with years of experience in the field. The instructors went into great depth and every concept was taught very thoroughly. The instructors interacted with the students and got them involved in the subject matter. They accomplished this task by sharing many a number of hunting memories and experiences. In my opinion part of being a good instructor is being a good story teller and these instructors have mastered that skill.

I asked my son what he thought the best part of the class was and he stated "the instructors, they were funny and made the class fun. I also like the videos we watched."

My son really enjoyed being able to hear, talk about, and handle the firearms, shotgun shells, and multiple casings. My son had a great class and is looking forward to getting into the field and is already asking what seasons are open.

As a parent I was extremely impressed at how patient the instructors were with the young students especially my son who had a new question or story to share on a consistent basis.

I do not have any recommendations that would make this class any better.

Warden Ed Morton



ARE YOUR BROADHEADS

RAZOR
SHARP?

Dull broadheads do not harvest much meat for our freezers! My wife and I have been teaching Bowhunter Education classes for the past 35 plus years. We generally spend up to 14 hours per class discussing bow hunting issues with our students, in what is known as the traditional IBEP. As instructors we do much more discussing, demonstrations, and hunting examples with our students, than are done in an online class. Over the years, I had not taught an online class with only 4 hours of discussion time spent with the students. As age is slowing my wife Joan (also a HEI) and I down, this year we started teaching only online follow-up classes.

This past June, we taught our first online Bowhunter Education class spending only 4 hours with these mostly new bow hunters. A couple of the students were experienced bow hunters, only attending so they could bow hunt in other states which require the IBEP Certificate for bowhunting.

In stating all of this, many times new archers gain knowledge of archery/bowhunting and purchase equipment from an archery business which may or may not be experienced bowhunters. Thus they know archery, but not bowhunting, which are two different issues. Learning to hit a spot target and putting meat in your freezer with the use of a bow and broadhead tipped arrow are two very different things. Because of this, last summer in the online class, I believe the most important teaching point of the class came during the field exercises. As our California IBEP programs are gaining many new instructors annually, most of who are already a HEI, and are teaching more and more classes reaching many new people in California. These people will be

By: Joe Becker, HEI#0334

our future bowhunters. At this time, I wish to provide information on a teaching tool the IBEP has used for years on how to make sure your broadheads are RAZOR sharp.

Over the years many people have sharpened knives, then to test sharpness shaved hair on their arms, which is not all that great a procedure, hair dulls the edge plus a cut could become an issue on your arm. Some of our IBEP Instructors have made a 5 or 6 inch square frame and placed small rubber bands over this frame covering it with stretched rubber bands pretty close together. The rubber bands simulate veins, arteries, and vital organs in an animal's body. It is these, and veins, arteries, and vital organs which must be cut and bleed in order for that animal to die quickly and humanely.

An easy way to make one of these frames is to take a wire coat hanger, straighten out the wire, then bend the wire at ninety degree angles about every 5 or 6 inches making a square. With both ends overlapping on one side, cut the wire leaving a short overlap. Using a soldering iron or torch, solder the overlapping section together. File the solder smooth to eliminate any sharp edges that could cut a rubber band or person. Now purchase a package of small rubber bands, I use #16 size, and cover the frame in criss'crossing pattern so the rubber bands are less than a quarter inch apart. Next are photos 1 & 2 showing test frame and rubber bands.



Photo 1: Size of wire frame & rubber band package.



Photo 2: Overlap of wire frame, with soldered & filed smooth ends.

In our class, I asked if any of the students had a razor sharp broadhead in their quiver. I believe this was the best teaching moment of our class this year. One of the students stated he had brand new broadheads on the arrows he was planning on hunting with. The student's broadheads had replaceable blades and he had never shot them, so they were new and supposedly razor sharp. Every student knows that a razor sharp broadhead is answer to the test question, but are all broadheads razor sharp when purchased? NO, they are not. Thus checking for sharpness, changing, or sharpening blades is essential prior to shooting at animals.

Photos 3 and 4: show that pushing a dull broadhead through the rubber bands, demonstrates that dull broadheads do not cut tissue and cause any blood loss.




Photo 3, Dull broadhead after it was pushed through rubber bands not cutting any.




Photo 4: A dull broadhead on back side of rubber bands

In photos 5 and 6, a razor sharp broadhead cuts the rubber bands as soon as it touches them. In an animal this will cause a loss of blood to the brain or other vital organs resulting in a quick humane death.

Continue to Page 38




Photo 5: A razor sharp broadhead being pushed through rubber bands cutting them immediately.




Photo 6: Shows the results of a broadhead passing through frame twice with sharp broadhead.

In our class, that first student's broadhead was pushed through the rubber bands a half dozen times, never cutting a single one. Another student's broadhead was used and it cut a couple of rubber bands. Finally, we used one from my quiver and it cut several rubber bands with each pass. Several of the students did not realize that new replaceable blade broadheads are not always razor sharp from factory. Two of the most important requirements for a broadhead are they shoot accurately for you, and each one you shoot at an animal must be razor sharp.

Using razor sharp broadheads, proper shot placement, and knowing how to follow the blood trail are critical to successful bowhunting. We owe using the best equipment we can afford for hunting, to the animals, ourselves, and every other bowhunter. We should also never give up our effort to recover every animal we shoot. If that is not your goal, pick another method of feeding your family.

This teaching tool is cheap and easy to make and we would suggest every HEI teaching archery make and use these in both your IBEP class and Hunter Education archery section.

A couple was in a busy shopping center just before Christmas. The wife suddenly noticed that her husband was missing and since they had a lot to do, she called his cell phone.


The wife asked, "Where are you, you know we have a lot to do."

He said, "You remember the jewelry store we walked into about 10 years ago and you fell in love with that diamond necklace? I could not afford it at the time and I said that one day I would get it for you?"

Little tears started to flow down her cheek and she got all choked up...

"Yes, I do remember that shop." she replied.

"Well, I am in the gun shop next door to that."



KATHY'S KORNER

PLACING ORDERS: You may place orders by visiting www.wildlife.ca.gov/Hunter-Education/Instructor-Resources


Click on the "Supply Order Form", fill out the what you need and submit via web-page. Your order will be sent directly to me. I will verify receiving your order with a reply.

Orders are shipped on Wednesday's and need to be submitted at least 1 week prior to your scheduled class.

You must provide a class date on your orders. We cannot guarantee that orders received with no class date will be shipped to you on time. Requests are shipped ground transportation with no exceptions. Orders cannot be delivered to a post office box, so provide a physical street address.

I can be reached by phone at (916) 651-9169. Email: kathy.mammen@wildlife.ca.gov

Don't hesitate to call if you have questions or concerns.



Welcome to the New Year!

2

Northern District

February 18th, 2017
Rolling Hills Casino
2655 Everett Freeman Way
Corning, Ca 96021

0

North Coast District

March 4th, 2017
Gilroy Elk's Lodge
2765 Hecker Pass Highway
Gilroy, CA 95020

1

Central District

April 8th, 2017
Tachi Palace
17225 Jersey Ave
Lemoore, CA 93245

7

Southern District

April 22nd, 2017
Prado Olympic Shooting Park
17501 Pomona Rincon Rd
Chino, CA 91708

Conference Dates and Locations

RSVP Through the Instructor Resource Page. Registration dates will vary.