



















## 2016/2017 Waterfowl Reservation Drawing Statistics

	Applications	Reservations	% Drawn	Odds*
Ash Creek	564	30	5.32%	1 in 18.8
Bear Creek	10,821	587	5.42%	1 in 18.4
Butte Valley	460	5	1.09%	1 in 92.0
China Island	4,002	497	12.42%	1 in 8.1
Colusa	82,854	976	1.18%	1 in 84.9
Colusa Disabled Site 	4,085	85	2.08%	1 in 48.1
Delevan	116,593	1,682	1.44%	1 in 69.3
Delevan Disabled Site 	4,948	126	2.55%	1 in 39.3
Freitas Boat North	2,283	651	28.52%	1 in 3.5
Freitas Boat South	1,536	592	38.54%	1 in 2.6
Gadwall Unit	14,786	606	4.10%	1 in 24.4
Gadwall Unit Disabled Site 	515	43	8.35%	1 in 12.0
Gray Lodge	44,376	4,687	10.56%	1 in 9.5
Gray Lodge Disabled Site 	3,982	168	4.22%	1 in 23.7
Grizzly Island	13,978	8,934	63.91%	1 in 1.6
Grizzly Island Disabled Site 	355	43	12.11%	1 in 8.3
Honey Lake, Dakin	617	60	9.72%	1 in 10.3
Honey Lake, Fleming	590	55	9.32%	1 in 10.7
Howard Slough	58,563	734	1.25%	1 in 79.8
Howard Slough Disabled Site 	2,098	43	2.05%	1 in 48.8
Joice Island	6,338	160	2.52%	1 in 39.6
Kern	27,363	390	1.43%	1 in 70.2
Kern Disabled Site 	471	29	6.16%	1 in 16.2
Kesterson	24,197	1,431	5.91%	1 in 16.9
Kesterson Disabled Site 	400	43	10.75%	1 in 9.3
Little Dry Creek	119,153	792	0.66%	1 in 150.4
Little Dry Creek Disabled Site 	4,092	77	1.88%	1 in 53.1
Llano Seco	29,534	545	1.85%	1 in 54.2
Los Banos	35,037	2,295	6.55%	1 in 15.3
Los Banos Disabled Site 	774	86	11.11%	1 in 9.0
Mendota	26,060	4,428	16.99%	1 in 5.9
Mendota Disabled Site 	1,120	301	26.88%	1 in 3.7
Merced	23,108	422	1.83%	1 in 54.8
Merced Disabled Site 	646	29	4.49%	1 in 22.3
Sacramento	116,165	2,475	2.13%	1 in 46.9
Sacramento Disabled Site 	4,523	126	2.79%	1 in 35.9
Salt Slough	13,032	1,210	9.28%	1 in 10.8
Salt Slough Disabled Site 	437	43	9.84%	1 in 10.2
San Jacinto	44,604	1,500	3.36%	1 in 29.7
San Jacinto Disabled Site 	990	58	5.86%	1 in 17.1
San Luis	20,475	1,995	9.74%	1 in 10.3
Shasta Valley	1,306	37	2.83%	1 in 35.3
Sutter	42,980	561	1.31%	1 in 76.6
Sutter Disabled Site 	1,618	34	2.10%	1 in 47.6
Volta	14,588	3,293	22.57%	1 in 4.4
Willow Creek	409	15	3.67%	1 in 27.3
Wister	50,913	4,500	8.84%	1 in 11.3
Wister Disabled Site 	1,255	142	11.31%	1 in 8.8
Yolo Bypass	55,649	1,045	1.88%	1 in 53.3
Yolo Bypass Disabled Site 	1,657	43	2.60%	1 in 38.5
<b>Total</b>	<b>1,036,900</b>	<b>48,709</b>	<b>4.70%</b>	<b>1 in 21.3</b>

\* Odds for all hunt days combined. Reservations for Saturday hunts are generally more difficult to obtain. Reservations for Wednesday and Sunday hunts are generally easier to obtain.