

Responsive Management™



CALIFORNIA HUNTERS' OPINIONS ON DEER HUNTING, SEASON STRUCTURE, HUNTING REGULATIONS, AND DEER MANAGEMENT

Conducted for the California Department of Fish and Wildlife

by Responsive Management

2015

CALIFORNIA HUNTERS' OPINIONS ON DEER HUNTING, SEASON STRUCTURE, HUNTING REGULATIONS, AND DEER MANAGEMENT

2015

Responsive Management National Office

Mark Damian Duda, Executive Director
Martin Jones, Senior Research Associate
Tom Bepler, Research Associate
Steven J. Bissell, Ph.D., Qualitative Research Associate
Andrea Criscione, Research Associate
Patrick Doherty, Research Associate
Gregory L. Hughes, P.E., Research Associate
Claudia Reilly, Survey Center Manager
Alison Lanier, Business Manager

130 Franklin Street
Harrisonburg, VA 22801
Phone: 540/432-1888
E-mail: mark@responsivemanagement.com
www.responsivemanagement.com

Acknowledgments

Responsive Management would like to thank Stuart Itoga and Tony Straw of the California Department of Fish and Wildlife for their input, support, and guidance on this project.

EXECUTIVE SUMMARY

INTRODUCTION AND METHODOLOGY

This study was conducted for the California Department of Fish and Wildlife (hereinafter referred to as the Department) to determine deer hunters' opinions on deer hunting and deer management in California. The study entailed a scientific multi-modal survey of California deer hunters.

The survey questionnaire was developed cooperatively by Responsive Management and the Department. Responsive Management conducted pre-tests of the questionnaire to ensure proper wording, flow, and logic in the survey. The use of a multi-modal survey allowed hunters to respond at the time and in the way most convenient to them.

The database of deer tag holders was obtained from the Department. The surveys were conducted in January 2015. Responsive Management obtained a total of 13,846 completed questionnaires. The analysis of data was performed using Statistical Package for the Social Sciences as well as proprietary software developed by Responsive Management.

HUNTING PARTICIPATION AND DEER HARVEST

- The majority of deer hunters in the survey are avid in that they go each year: 61% had gone deer hunting in California all 5 of the past 5 years.
 - Another question asked about hunting deer outside of California: 38% of deer hunters had hunted deer outside of California in the past 5 years, including 12% who had hunted deer outside of California for all 5 of the past 5 years.
 - The survey also asked about total years of hunting deer: the mean number of years of hunting deer (in any state or country) is 24.87 years; the median is 23 years.
- The survey asked about days that hunters had hunted in their particular zone or hunt: the mean number of days is 8.53 days.
- Just more than 1 in 5 deer hunters (22%) harvested a deer for the zone/hunt under consideration in the survey.

KNOWLEDGE OF DEER MANAGEMENT RESPONSIBILITIES IN CALIFORNIA

- The survey asked respondents about whether management of deer in California was primarily the job of the Department or the job of Federal agencies such as the Bureau of Land Management or the U.S. Forest Service: they most commonly chose the Department (49%). An additional 28% said both the Department and Federal agencies about equally. Meanwhile, 11% said that the management was primarily the Federal agencies (and the remainder did not know).

RATINGS OF DEER HUNTING IN GENERAL

- Deer hunters are about evenly divided regarding satisfaction with deer hunting in California over the past 5 years: 46% are satisfied, but 44% are dissatisfied (the rest answer neutrally).
 - The most common reasons for *not* being more satisfied (asked of everybody who gave a rating other than *very* satisfied) include a lack of deer, lack of harvest success, and crowding.
- When asked whether the quality of deer hunting in California over the past 5 years has gotten better or worse (or remained the same), the majority of deer hunters (59%) say it has declined. This is well more than the percentage who say it has improved (5%) or has remained the same (26%).

RATINGS OF DEER HUNTING IN THE RESPONDENT'S ZONE OR HUNT

- Another question asked about satisfaction or dissatisfaction with the Department's deer management *in the respondent's specific zone or hunt*. Again, the hunters are split: 40% are satisfied, while 38% are dissatisfied (the rest answer neutrally).
 - A source of the relatively high rate of dissatisfaction may be due to a dearth of deer: 72% of deer hunters indicated that the deer population in their zone or hunt was too low. Otherwise, 18% think it is just right, and 3% think the population is too high.
 - Likewise, deer hunters most commonly think that the deer population in their zone or hunt over the past 5 years has decreased (57%), a much higher percentage than who think the population stayed the same (23%) or increased (6%).

- Common reasons for thinking the deer population has increased (among that small percentage who think it has increased) include habitat conditions/improvement and a lack of harvest in recent years.
- Common reasons for thinking the deer population has decreased include predators, habitat conditions/problems, and poaching.
- Those hunters who indicated thinking that the population has decreased were asked two questions about that possible decrease. They were asked if they agree or disagree that habitat conditions have contributed to the decrease, and then they were asked if they agree or disagree that predators have contributed to the decrease.
 - While a majority of the deer hunters in the follow-up questions agreed with both, there is more agreement regarding predators: 72% agree that habitat conditions have contributed to the decrease, but 84% agree that predators have done so.

RATINGS OF ACCESS TO HUNTING LANDS

- Ratings of access to hunting lands in California for hunting deer are middling. While 40% give a rating in the top half of the scale of *excellent* or *good*, a majority give a rating in the bottom half of the scale (36% say *fair*, and 22% say *poor*).
 - A related question found that the majority of deer hunters (58%) disagree that there is enough hunting access to private land for hunting deer in California; meanwhile, only 20% agree.

RATINGS OF HABITAT

- The majority of deer hunters (55%) think that the quality of deer habitat in the state has declined over the past 5 years. This is much more than who think it remained the same (32%) or improved (7%).
 - The most common reason for thinking that the quality improved is that wildfires and controlled burns have generated new undergrowth; this reason far exceeds any other.
 - The most common reasons for thinking that the quality declined are drought, urban development, and fire suppression.

- The survey asked hunters which they feel is more important for the quality of deer habitat in California: the acquisition of new land or the enhancement of existing land. By a wide margin, they more commonly choose the enhancement of existing land (40%) over the acquisition of new land (14%).

MOTIVATIONS FOR HUNTING AND FACTORS OF A QUALITY DEER HUNT

- When asked to choose their most important reason from five possible reasons for hunting, California deer hunters most commonly say they do so for the sport or recreation (32% chose this reason), followed closely by those doing so for the meat (30%). The other reasons are to be with family and friends (21%), to be close to nature (15%), and for a trophy (1%).
- Deer hunters were presented with a list of six things that they might look for in a quality deer hunting experience, and they were allowed to select all that applied. The opportunity to spend time with family and friends tops the list (63% checked this choice), closely followed by the outdoor experience (57%) and being able to harvest a deer (52%).
 - From the list that was presented to them, deer hunters were then asked to select the single most important thing that they look for in a quality deer hunting experience: the top selection was the opportunity to spend time with family and friends (30%), closely followed by the outdoor experience (29%) and harvesting any deer (21%).
- Deer hunters were then asked to choose which of two things is more important to them personally: the opportunity to hunt deer in general, or the opportunity to harvest a trophy deer. The opportunity to hunt deer in general (chosen by 68%) is far more important than the opportunity to harvest a trophy deer (chosen by 8%).

OPINIONS ON CHARACTERISTICS OF A QUALITY DEER

- A question asked about the minimum number of antler points on one side that a buck needs to have to be considered a trophy deer. The most common response is 4 points (48% chose this), with a smaller percentage choosing 3 points (24%).

OPINIONS ON THE DEER HUNTING SEASON STRUCTURE AND REGULATIONS

- Hunters are slightly more satisfied than dissatisfied with the current deer season structure in their zone or hunt: 49% are satisfied, compared to 39% being dissatisfied (the rest answer neutrally).
 - All those who did *not* respond with *very* satisfied were asked in an open-ended question why they are not more satisfied. The top reasons given include that the season opens too early/that the weather is too hot when it opens, that the season is not long enough, or that the season closes too early.

- Five aspects of the deer hunters' zones or hunts were examined by the survey: its boundaries, its hunting regulations, its season length, its dates, and the number of tags issued overall for that zone/hunt. For each, deer hunters were asked about their satisfaction or dissatisfaction.
 - The boundaries and the regulations have the highest ratings of satisfaction (70% and 69%, respectively, being satisfied). On the other hand, the season dates aspect is the most troublesome, with less than a majority being satisfied (44%).

- Deer hunters are slightly more satisfied than dissatisfied with the Big Game Drawing system for premium deer hunt tags in California: 42% are satisfied with it, while 27% are dissatisfied.

- There is much more support for than opposition to merging some deer zones so that there are larger but fewer zones: 56% support, compared to 21% opposing.

- The potential deer management strategy of harvesting fewer bucks but more does is supported by a majority of deer hunters: 56% support. Nonetheless, 29% oppose.

- A related question about a controlled doe hunt as a deer management option finds much support for this option: 76% support a controlled doe hunt, while only 16% oppose.
 - Those who did not *strongly* support a controlled doe hunt (i.e., those who moderately supported, those who opposed, and those who were neutral or did not know) were asked two additional questions about support for/opposition to a controlled doe hunt with caveats added to the question.
 - One caveat said that “the deer population data indicated that a controlled doe hunt was an appropriate management option.” With this caveat, some respondents move up in support, and total support stands at 86%, while total opposition is at 10%.
 - The other caveat said that “a controlled doe hunt would improve the quality of your future buck harvest.” Again, some respondents move up in support, and total support also stands at 86%, while total opposition is also at 10%.

CONSTRAINTS TO HUNTING PARTICIPATION IN CALIFORNIA

- The most commonly given reason for not hunting as much as desired is a simple lack of time/family obligations/work obligations. Other reasons named by substantial percentages include lack of access, lack of game, or poor health/old age.

TABLE OF CONTENTS

Introduction and Methodology	1
Questionnaire Design	1
Survey Sample	1
Use of a Multi-Modal Design for the Survey	1
Online Data Management and Telephone Interviewing Facilities	2
Interviewing Dates and Times	2
Data Analysis	3
Sampling Error	5
Additional Information About the Presentation of Results in the Report	6
Hunting Participation and Deer Harvest	7
Knowledge of Deer Management Responsibilities in California	41
Ratings of Deer Hunting in California	48
Ratings of Deer Hunting in General	48
Ratings of Deer Hunting in the Respondent's Zone or Hunt	75
Ratings of Access to Hunting Lands	132
Ratings of Habitat	152
Motivations for Hunting and Factors of a Quality Deer Hunt	181
Opinions on Characteristics of a Quality Deer	213
Opinions on the Deer Hunting Season Structure and Regulations	219
Preferred Hunt Zones	336
Constraints to Hunting Participation in California	339
Hunting Locations Within Select Zones	345
Demographic Data	350
Appendix A: Number of Completed Interviews for Each Tag	386
About Responsive Management	389

INTRODUCTION AND METHODOLOGY

This study was conducted for the California Department of Fish and Wildlife (hereinafter referred to as the Department) to determine deer hunters' opinions on deer hunting and deer management in California. The study entailed a scientific multi-modal survey of California deer hunters. Specific aspects of the research methodology are discussed below.

QUESTIONNAIRE DESIGN

The survey questionnaire was developed cooperatively by Responsive Management and the Department, based on the research team's familiarity with wildlife, hunting, and natural resources. Responsive Management conducted pre-tests of the questionnaire to ensure proper wording, flow, and logic in the survey.

The survey included wording substitutions, based on the zone or type of hunt for which the hunter was issued a tag. These are shown in the graphs as “[*Hunt / Zone*] [*DEER TAG CODE*]” to show that the particular hunt or zone was used in the wording. For instance, the graph for Q69 shows the wording as, “How many days, total, did you hunt deer [*for/in*] [*Hunt / Zone*] [*DEER TAG CODE*] in 2014?” For respondents whose tag was for Zone B1, the wording would have been, “...hunt deer in Zone B1 in 2014?” Likewise, for hunters whose tag was for Additional Deer Hunt J1, the wording would have been, “...hunt deer for Hunt J1 in 2014?” In this way, each respondent was surveyed about a specific zone or hunt for which he/she had a tag.

SURVEY SAMPLE

The database of deer tag holders was obtained from the Department. For each tag, a sample of tag holders was randomly selected to be included in the survey, except when there was a small number of tag holders, in which case all of the tag holders were included in the sample.

Appendix A shows the number of completed interviews for each tag.

USE OF A MULTI-MODAL DESIGN FOR THE SURVEY

The use of a multi-modal survey allowed hunters to respond at the time and in the way most convenient to them. The multi-modal design accommodates nearly all hunters, as nearly every hunter in California has either a telephone (either a landline or cell phone) or email.

The initial contact to the hunter for the survey depended on whether an email address was available or not. Therefore, prior to contacting the hunter, all of the tag holders that had been randomly selected into the sample were sorted into those with emails and those without.

Those without emails were put into a call sample and were contacted (or an attempt was made to contact them) by telephone. Once a respondent was reached, he/she was given the opportunity to take the survey at that time over the telephone, or they were offered the opportunity to take the survey online (if they had online access). Those who chose to take the survey via telephone were then interviewed by an experienced interviewer.

Those hunters with email addresses were sent an initial email that informed them of the survey and provided them a link to complete the survey online. Follow-up reminder emails were sent, when necessary, to encourage participation by those who did not initially take the survey within the first 2 weeks of the online survey time period.

ONLINE DATA MANAGEMENT AND TELEPHONE INTERVIEWING FACILITIES

A central polling and data management site at the Responsive Management office allowed for rigorous quality control over the online surveys, telephone interviews, and overall data collection. Responsive Management maintains its own in-house survey facilities. These facilities are staffed by interviewers with experience conducting and managing surveys on the subjects of outdoor recreation and natural resources.

INTERVIEWING DATES AND TIMES

As indicated previously, respondents had the option to complete the survey online. These, of course, could be completed at any time of night or day. For the telephone surveys, surveying times were Monday through Friday from 9:00 a.m. to 9:00 p.m., Saturday from noon to 5:00 p.m., and Sunday from 5:00 p.m. to 9:00 p.m., local time. The surveys were conducted in January 2015. Responsive Management obtained a total of 13,846 completed questionnaires.

As noted earlier, the survey sampling was stratified by deer tag. For each tag, an attempt was made to reach enough hunters for statistically valid results. In some zones or hunts with very low numbers of tags, this required an attempted *census* of all hunters with tags for that zone or hunt (a census means an accounting of everybody in the population under study—in other words, trying to reach *every single person* in a population—as opposed to a survey in which only a *sample* of the entire population is surveyed). The 107 tags were then weighted in their proper proportions for statewide results.

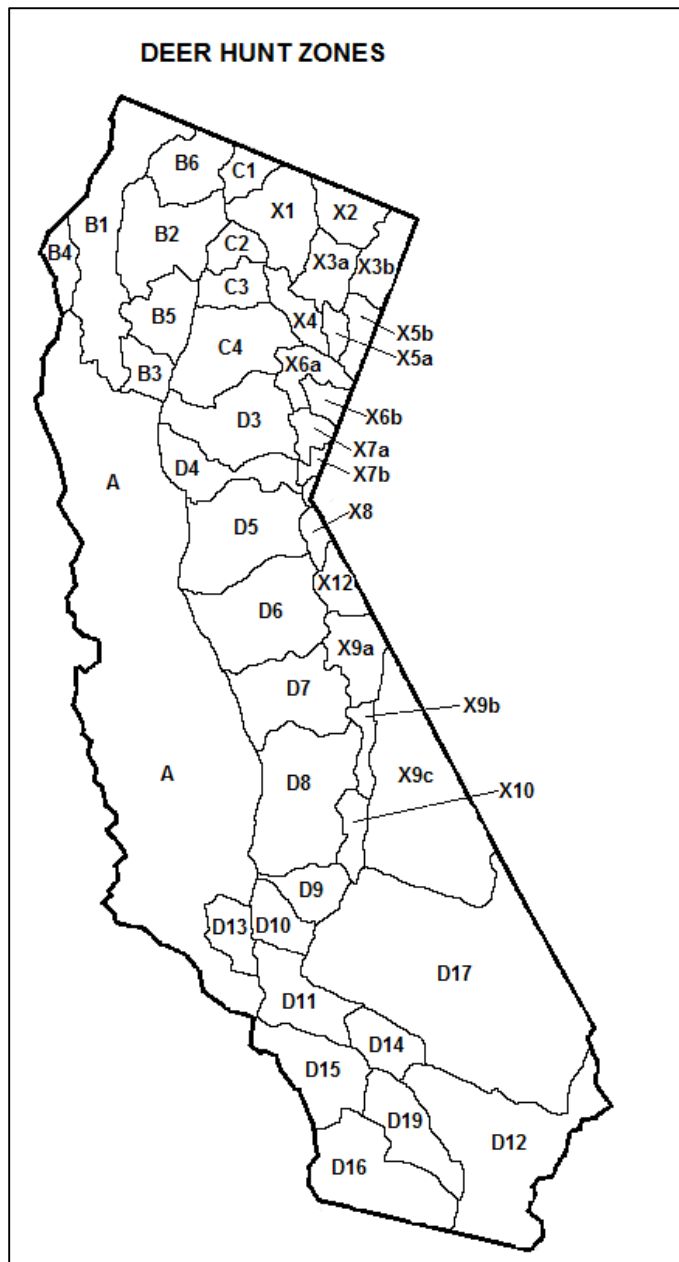
DATA ANALYSIS

The analysis of data was performed using Statistical Package for the Social Sciences as well as proprietary software developed by Responsive Management.

On questions that asked respondents to provide a number (e.g., number of days hunted), the graphs and tables may show ranges of numbers rather than the precise numbers. Nonetheless, in the survey each respondent provided a precise number, and the dataset includes this precise number, even if the graphs and tables only show ranges of numbers. Note that the calculation of means and medians used the precise numbers that the respondents provided.

Open-ended questions that allow any response to be given often have quite varied responses, which the analysts then put into meaningful categories. The results from the telephone survey of the open-ended questions are shown in graphs because the data could be feasibly categorized in this way. However, because of the high number of respondents in the online survey, which precluded feasible categorization, the results are provided verbatim in an addendum to this report. Therefore, a few of the graphs for open-ended questions indicate that the results are from the telephone survey only.

Crosstabulations were run on many questions, including crosstabulations by Deer Zones, by Additional Deer Hunts, and by tags. The Deer Zones are shown in the map that follows.



In addition to the deer zones defined geographically, as shown in the map, there were also Additional Deer Hunts defined by various regulations (e.g., zones for muzzleloader rifles). These Additional Deer Hunts fell into five categories: Archery (identified by zones starting with “A”), General (identified by zones starting with “G”), Apprentice (identified by zones starting with “J”), Muzzleloading Rifle (identified by zones starting with “M”) and Muzzleloading

Rifle/Archery zones (identified by zones starting with “MA”). The crosstabulations included these five categories.

Graphs are included after each statewide graph showing crosstabulations by the five Zones and by the five categories of Additional Deer Hunts. Tabulations are then included of the results broken down by tag, of the 107 tags in the survey. Blank cells in the tabulations are equal to 0 percent.

SAMPLING ERROR

Throughout this report, findings of the telephone survey are reported at a 95% confidence interval. For the entire sample of deer hunters statewide, the sampling error is at most plus or minus 0.79 percentage points. This means that if the survey were conducted 100 times on different samples that were selected in the same way, the findings of 95 out of the 100 surveys would fall within plus or minus 0.79 percentage points of each other. Sampling error was calculated using the formula described below, with a sample size of 13,846 and a population size of 131,409 California hunters 16 years old and older.

Sampling Error Equation

$B = \left(\sqrt{\frac{N_p(.25)}{N_s} - .25} \right) (1.96)$	<p>Where: B = maximum sampling error (as decimal) N_p = population size (i.e., total number who could be surveyed) N_s = sample size (i.e., total number of respondents surveyed)</p>
<p>Derived from formula: p. 206 in Dillman, D. A. 2000. <i>Mail and Internet Surveys</i>. John Wiley & Sons, NY.</p> <p>Note: This is a simplified version of the formula that calculates the <u>maximum</u> sampling error using a 50:50 split (the most conservative calculation because a 50:50 split would give maximum variation).</p>	

ADDITIONAL INFORMATION ABOUT THE PRESENTATION OF RESULTS IN THE REPORT

In examining the results, it is important to be aware that the questionnaire included several types of questions:

- Open-ended questions are those in which no answer set is read to the respondents; rather, they can respond with anything that comes to mind from the question.
- Closed-ended questions have an answer set from which to choose.
- Single or multiple response questions: Some questions allow only a single response, while other questions allow respondents to give more than one response or choose all that apply. Those that allow more than a single response are indicated on the graphs with the label, “Multiple Responses Allowed.”
- Scaled questions: Many closed-ended questions (but not all) are in a scale, such as excellent-good-fair-poor.
- Series questions: Many questions are part of a series, and the results are primarily intended to be examined relative to the other questions in that series (although results of the questions individually can also be valuable). Typically, results of all questions in a series are shown together.

Some graphs show an average, either the mean or median (or both). The mean is simply the sum of all numbers divided by the number of respondents. Because outliers (extremely high or low numbers relative to most of the other responses) may skew the mean, the median may be shown. The median is the number at which half the sample is above and the other half is below. In other words, a median of 35 years means that half the sample gave an answer of more than 35 years and the other half gave an answer of less than 35 years.

Most graphs show results rounded to the nearest integer; however, all data are stored in decimal format, and all calculations are performed on unrounded numbers. For this reason, some results may not sum to exactly 100% because of this rounding on the graphs. Additionally, rounding may cause apparent discrepancies of 1 percentage point between the graphs and the reported results of combined responses (e.g., when “strongly support” and “moderately support” are summed to determine the total percentage in support).

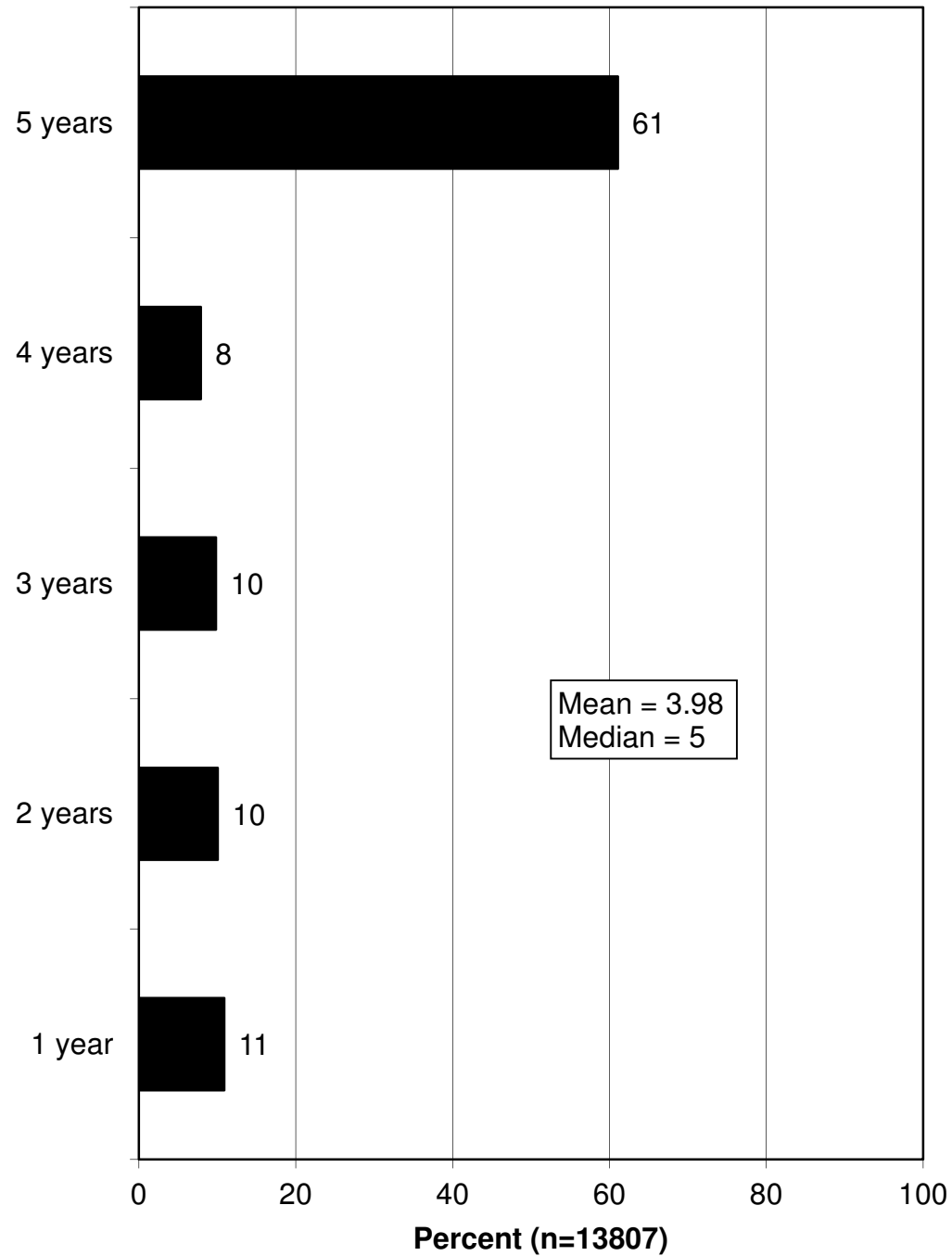
HUNTING PARTICIPATION AND DEER HARVEST

- The majority of deer hunters in the survey are avid in that they go each year: 61% had gone deer hunting in California all 5 of the past 5 years.
 - Another question asked about hunting deer outside of California: 38% of deer hunters had hunted deer outside of California in the past 5 years, including 12% who had hunted deer outside of California for all 5 of the past 5 years.
 - The survey also asked about total years of hunting deer: the mean number of years of hunting deer (in any state or country) is 24.87 years; the median is 23 years.

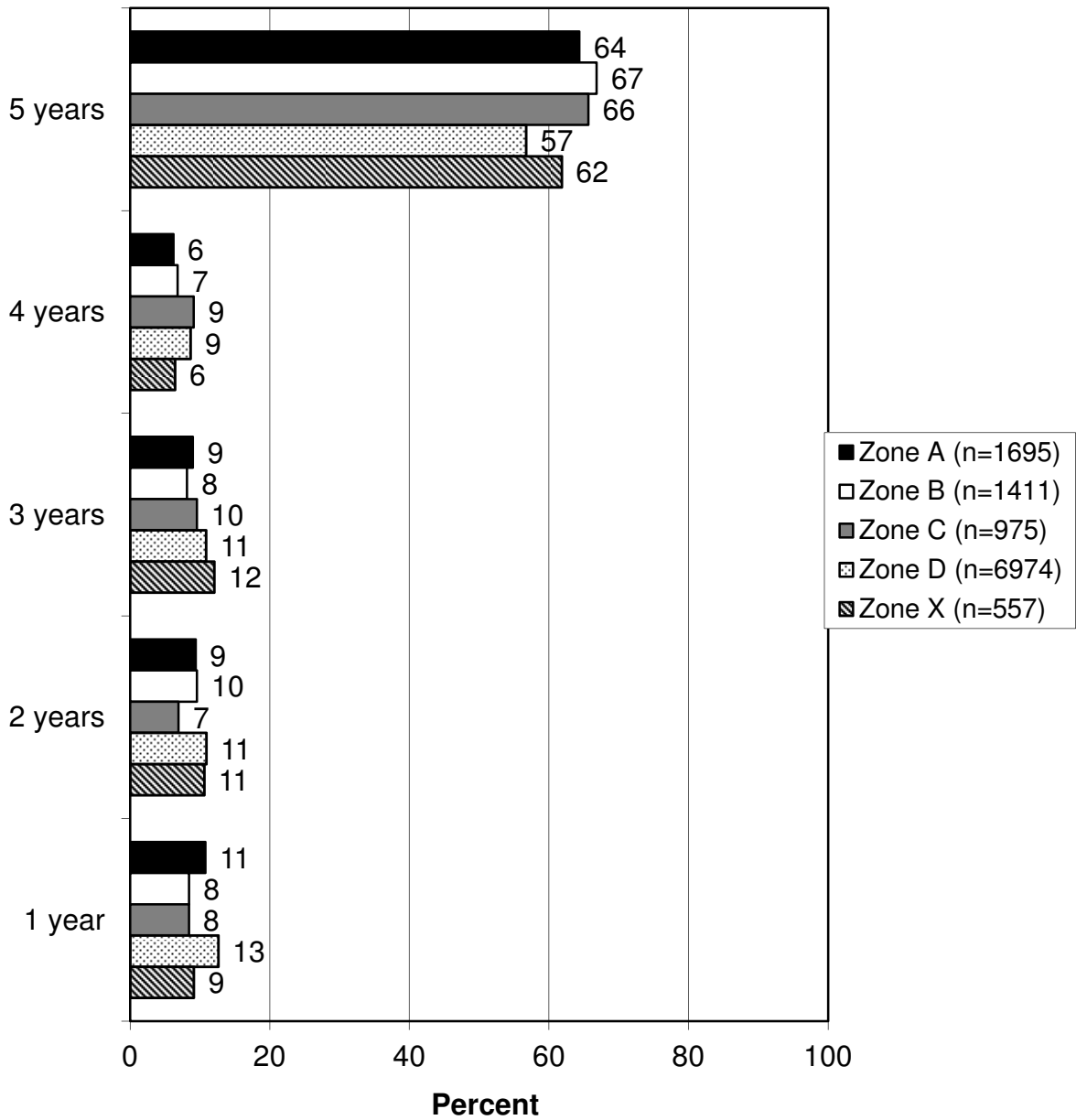
- The days that hunters had hunted in their particular zone or hunt is shown. The mean number of days is 8.53 days; the median number of days is 6 days.

- Just more than 1 in 5 deer hunters (22%) harvested a deer for the zone/hunt under consideration in the survey. (Note that this is the rate of harvest for the particular zone or hunt asked about in the survey; a hunter may have hunted and harvested in another zone, so the rate of harvest per hunter should be slightly higher than 22%.)

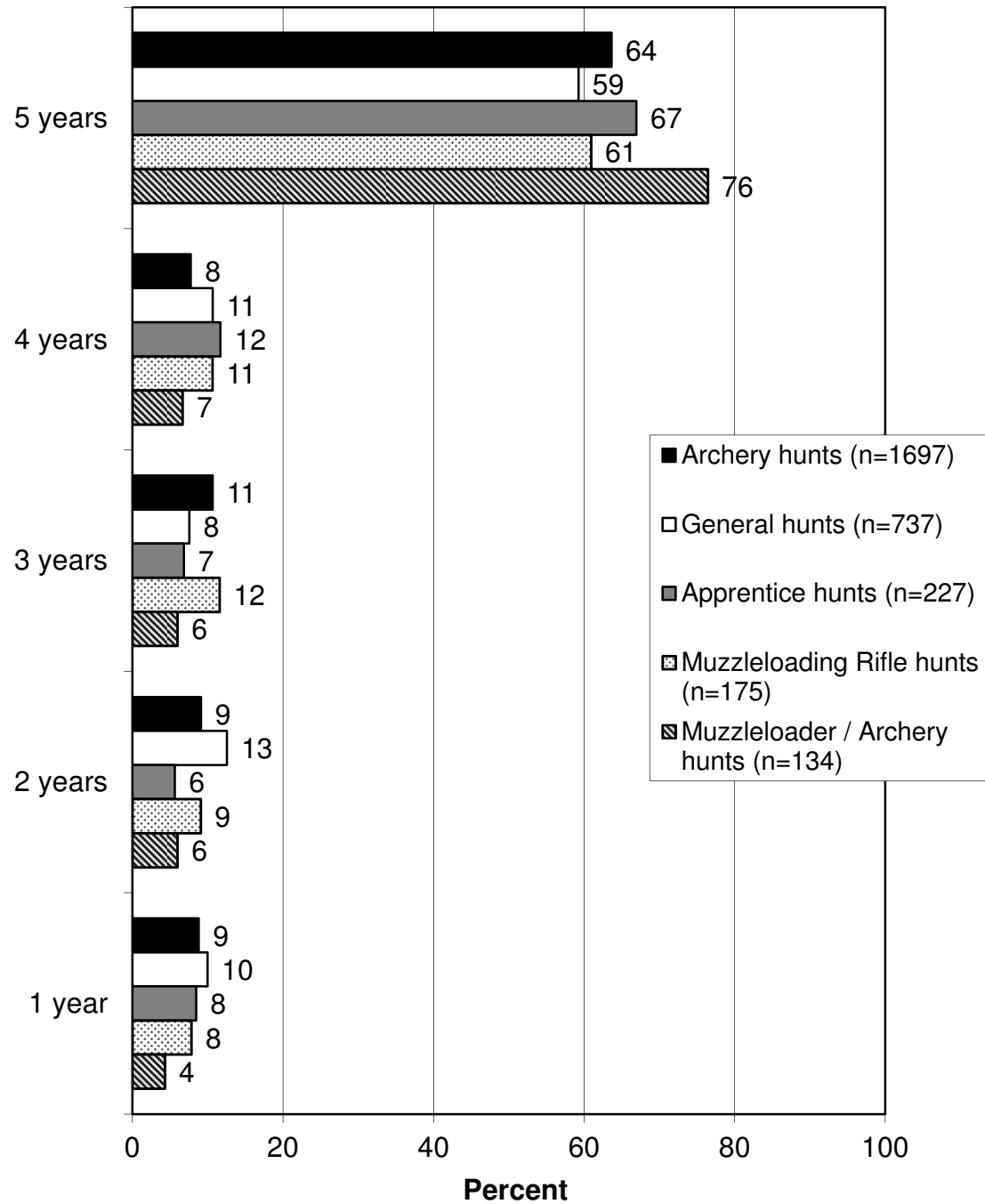
Q16. Including 2014, how many of the past 5 years did you hunt deer in California?



Q16. Including 2014, how many of the past 5 years did you hunt deer in California?



Q16. Including 2014, how many of the past 5 years did you hunt deer in California?

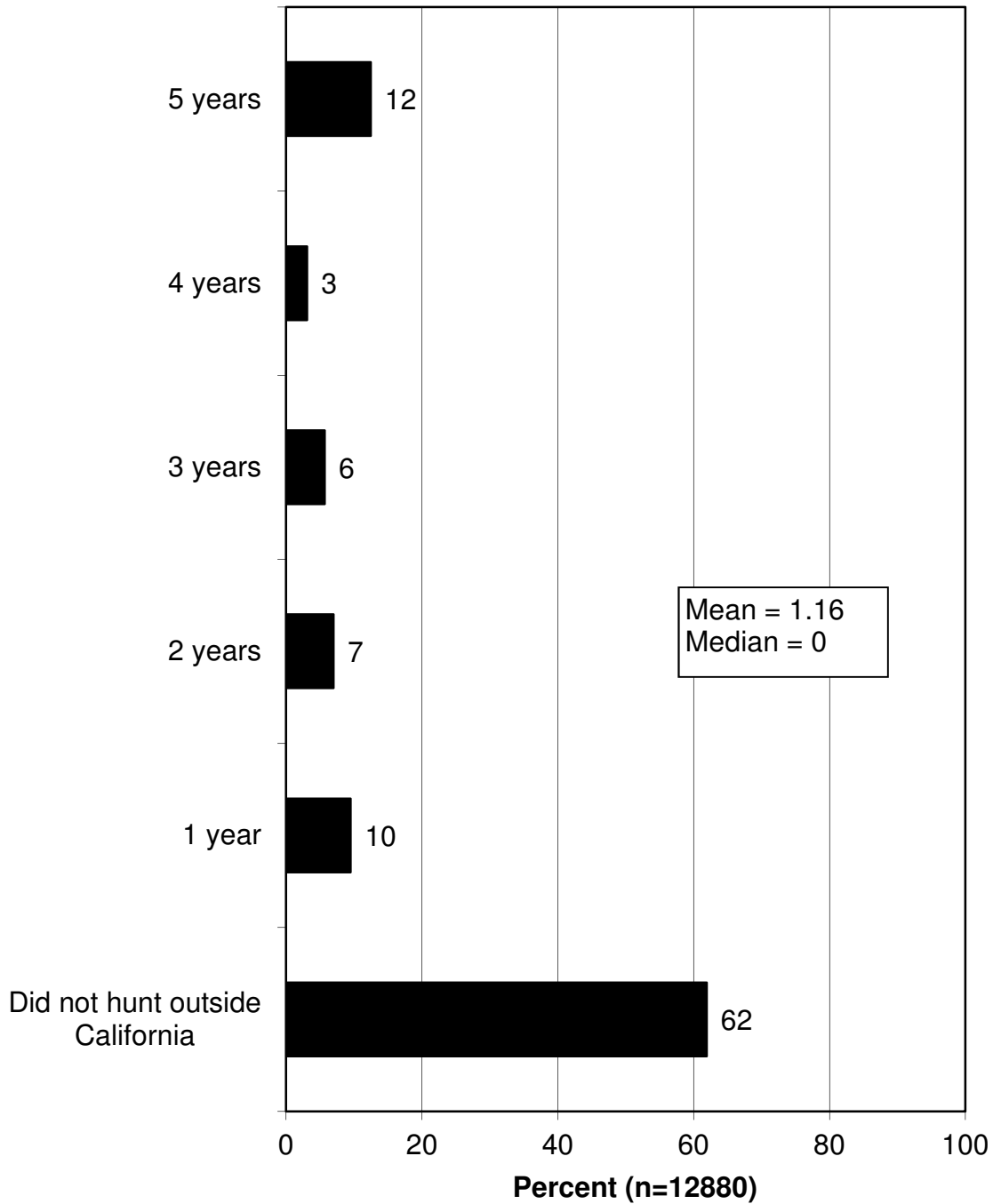


Q16. Including 2014, how many of the past 5 years did you hunt deer in California?						
	5 years	4 years	3 years	2 years	1 year	Don't know
A	64.4	6.2	9.0	9.4	10.8	0.3
A1	74.9	7.2	6.7	5.4	5.8	
A11	72.0	8.0	4.0		16.0	
A12	80.9	2.1	8.5	6.4	2.1	
A13	63.6	4.5	22.7	9.1		
A14	61.5		15.4	7.7	15.4	
A15	78.3		13.0	4.3	4.3	
A16	53.4	5.5	15.1	15.1	11.0	
A17	70.8	8.3	4.2	6.3	10.4	
A18	45.9	8.1	16.2	16.2	13.5	
A19	51.6	3.2	19.4	9.7	16.1	
A20	62.5	5.0	7.5	20.0	5.0	
A21	60.0	13.3	13.3	6.7	6.7	
A22	50.3	11.1	12.4	15.7	9.8	0.7
A24	73.5	6.1	8.2	8.2	2.0	2.0
A25	66.7	5.6	11.1	5.6	11.1	
A26	50.0	12.5	12.5	6.3	18.8	
A27	50.0	50.0				
A3	67.7	4.8	16.1	9.7	1.6	
A30	90.9	9.1				
A31	54.5	9.7	15.8	11.5	8.5	
A32	59.4	3.1	12.5	15.6	9.4	
A33	50.0	4.2	12.5	25.0	8.3	
A4	33.3		50.0		16.7	
A5	87.0	4.3			8.7	
A6	69.2	7.7	5.1	10.3	7.7	
A7	64.9	8.8	14.0	8.8	3.5	
A8	50.0	12.5	37.5			
A9	33.3	33.3		33.3		
AO	64.1	7.6	10.5	8.3	9.5	
B	66.8	6.8	8.2	9.6	8.4	0.2
C	63.4	9.6	10.2	7.3	9.0	0.4
D10	64.6	4.7	12.6	10.2	7.9	
D11	42.5	9.8	11.2	18.7	17.8	
D12	58.0	12.0	9.3	7.3	12.0	1.3
D13	51.3	4.5	14.1	12.1	18.1	
D14	49.2	6.8	12.3	14.0	17.8	
D15	31.0	8.4	13.5	17.4	29.0	0.6
D16	43.7	13.0	14.7	13.0	15.7	
D17	46.0	9.4	24.5	8.6	11.5	
D19	40.5	7.5	17.9	13.9	19.7	0.6
D3-5	59.1	8.2	9.7	10.1	12.4	0.5
D6	64.6	11.0	11.5	6.4	6.4	
D7	62.4	9.3	10.7	7.7	10.0	
D8	57.2	8.8	9.7	12.4	11.9	
D9	60.6	8.4	10.8	9.4	10.8	
G1	67.4	11.6	6.4	9.0	5.6	
G10	14.3	8.2	4.1	30.6	42.9	
G11	46.5	7.0	11.6	25.6	9.3	
G12	70.6	5.9	5.9	5.9	11.8	

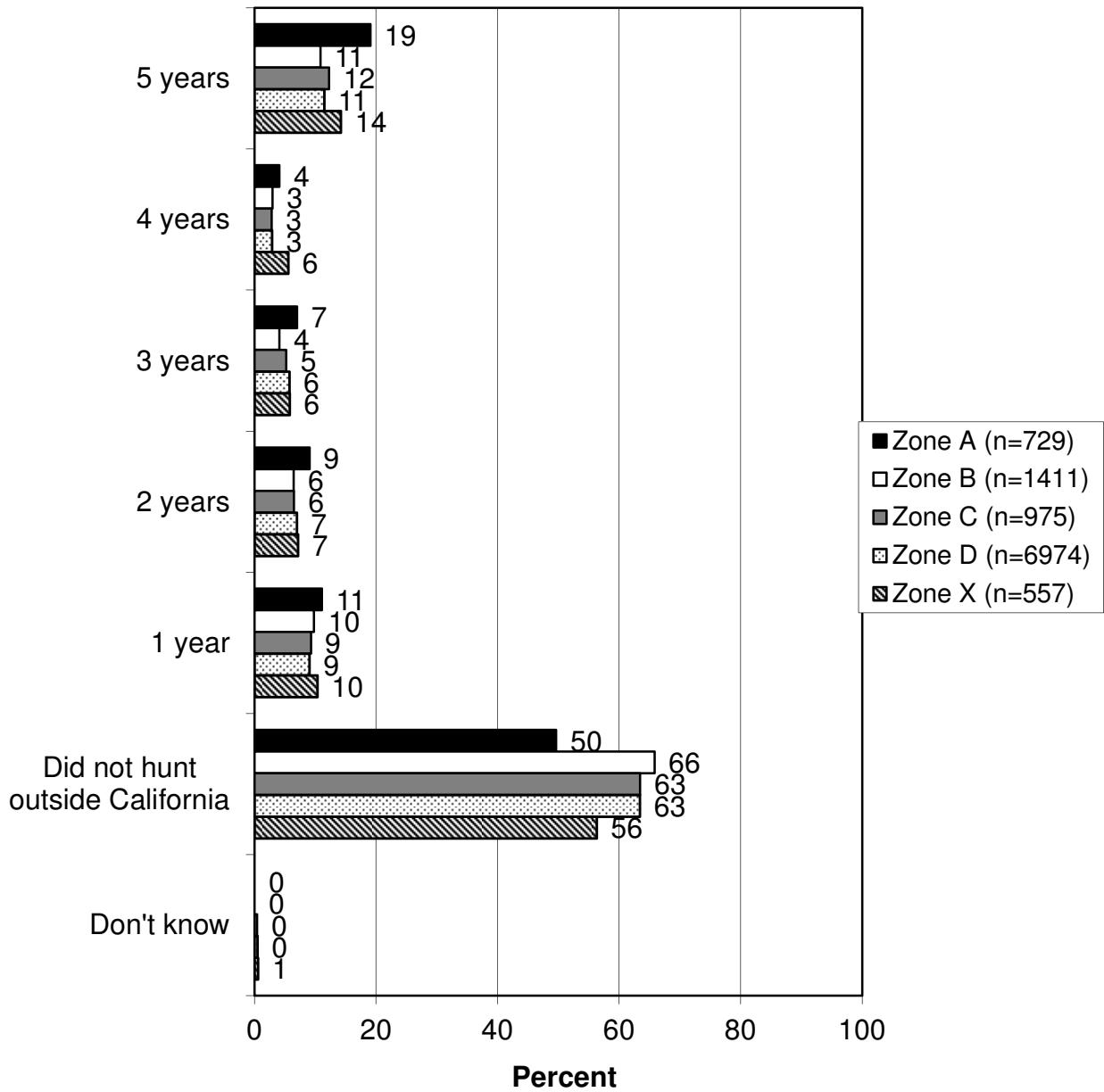
Q16. Including 2014, how many of the past 5 years did you hunt deer in California?						
	5 years	4 years	3 years	2 years	1 year	Don't know
G13	49.6	12.8	17.9	14.5	5.1	
G19	71.4	7.1	7.1	14.3		
G21	73.3	6.7	6.7		13.3	
G3	60.0		5.0	5.0	30.0	
G37	76.9	15.4			7.7	
G38	60.3	10.3	9.5	11.1	8.7	
G39	80.0			20.0		
G6	78.3		8.7	4.3	8.7	
G7	16.7		8.3	50.0	25.0	
G8	36.4	18.2	18.2		27.3	
GO	60.0			40.0		
J1	100.0					
J10	73.3	6.7	6.7		13.3	
J11	68.4	26.3			5.3	
J12	66.7		33.3			
J13	66.7			22.2	11.1	
J14	33.3	11.1	22.2	11.1	22.2	
J15	100.0					
J16	66.7	10.0	10.0	6.7	6.7	
J17	71.4	14.3		7.1	7.1	
J18	81.0	4.8	7.1	7.1		
J19	14.3	28.6	14.3	14.3	28.6	
J20	40.0	20.0	10.0		30.0	
J21	65.0		15.0	5.0	10.0	5.0
J3	88.9				11.1	
J4	100.0					
J7	75.0	25.0				
J8		100.0				
J9	100.0					
M11	88.9		11.1			
M3	58.8		23.5	11.8	5.9	
M4	33.3				66.7	
M5	100.0					
M6	55.6	13.3	13.3	11.1	6.7	
M7	59.1	12.1	12.1	10.6	6.1	
M8	76.9	15.4		7.7		
M9	58.3	16.7	8.3		16.7	
MA1	70.0	7.5	6.3	10.0	5.0	1.3
MA3	83.3	5.6	5.6	1.9	3.7	
OZ	60.0				40.0	
X1	55.5	10.3	11.0	16.8	6.5	
X10	55.2	7.7	13.3	12.6	11.2	
X12	66.0	9.4	6.1	11.8	6.1	0.5
X2	55.7	4.5	9.1	8.0	22.7	
X3A	62.7	6.3	7.7	9.9	12.7	0.7
X3B	66.9	4.5	7.1	11.0	10.4	
X4	57.6	11.3	13.2	7.3	10.6	
X5A	71.4	6.1	4.1	2.0	16.3	
X5B	58.1	6.5	12.9	16.1	6.5	
X6A	63.2	8.3	9.8	7.5	11.3	
X6B	61.2	5.0	7.9	12.9	12.9	

Q16. Including 2014, how many of the past 5 years did you hunt deer in California?						
	5 years	4 years	3 years	2 years	1 year	Don't know
X7A	76.9	10.2	7.4	4.6	0.9	
X7B	76.7	4.1	11.0	1.4	6.8	
X8	48.1	11.3	18.9	11.3	10.4	
X9A	47.6	10.7	10.7	15.6	15.6	
X9B	44.0	5.6	19.2	16.8	14.4	
X9C	37.0	12.6	16.8	23.5	10.1	

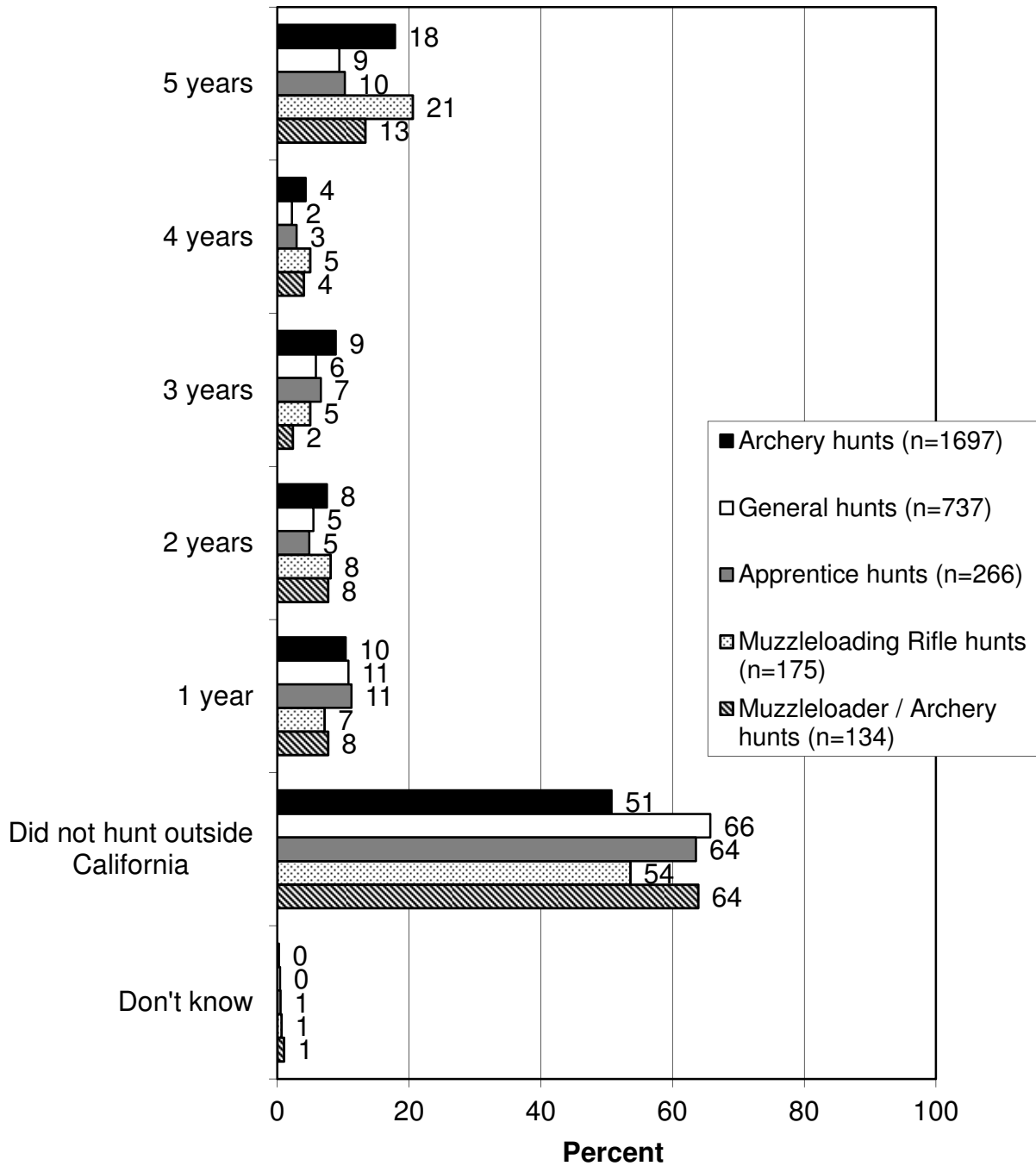
Q110. How many of the past 5 years have you hunted deer outside of California?



Q110. How many of the past 5 years have you hunted deer outside of California?



Q110. How many of the past 5 years have you hunted deer outside of California?

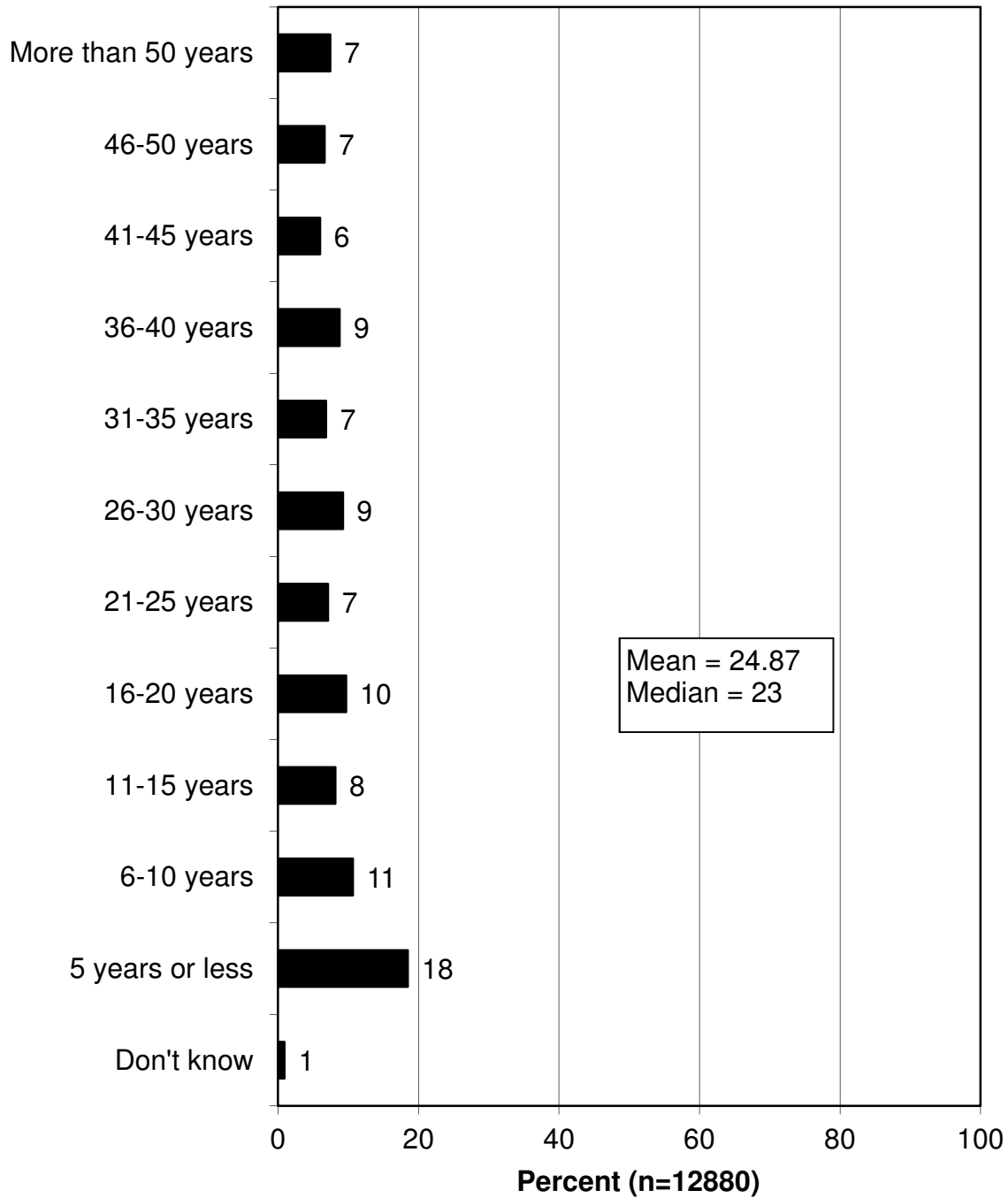


Q110. How many of the past 5 years have you hunted deer outside of California?							
	5 years	4 years	3 years	2 years	1 year	Did not hunt outside California	Don't know
A	19.1	4.1	7.0	9.1	11.1	49.7	
A1	17.5	4.0	7.6	8.1	12.6	50.2	
A11	32.0		8.0	8.0	16.0	36.0	
A12	10.6	4.3	21.3	10.6	10.6	42.6	
A13	9.1		9.1		18.2	63.6	
A14	23.1	7.7			30.8	38.5	
A15	26.1	8.7		8.7	8.7	47.8	
A16	17.8	2.7	5.5	6.8	9.6	57.5	
A17	16.7	8.3	2.1	6.3	6.3	58.3	2.1
A18	13.5	8.1		2.7	10.8	64.9	
A19	6.5	3.2	9.7	6.5	9.7	64.5	
A20	17.5	5.0	15.0	22.5	7.5	32.5	
A21	26.7			20.0	13.3	40.0	
A22	15.7	4.6	9.2	4.6	7.8	57.5	0.7
A24	14.3	2.0	4.1	4.1	12.2	63.3	
A25	22.2	5.6		11.1	11.1	50.0	
A26	12.5	12.5		25.0	25.0	25.0	
A27				50.0	50.0		
A3	6.5		1.6	4.8	9.7	75.8	1.6
A30	13.6		9.1	18.2	22.7	36.4	
A31	12.1	4.2	10.9	7.9	10.9	53.9	
A32	25.0	6.3	9.4	3.1	15.6	40.6	
A33	8.3	8.3	4.2	4.2	12.5	62.5	
A4	33.3		16.7			50.0	
A5	21.7	4.3	4.3	4.3	13.0	52.2	
A6	12.8	7.7	7.7	10.3	7.7	53.8	
A7	5.3	7.0	12.3	8.8	17.5	49.1	
A8	12.5		12.5	50.0	12.5	12.5	
A9	33.3		33.3	33.3			
AO	19.7	4.0	9.7	7.8	9.7	48.7	0.2
B	10.8	3.0	4.1	6.4	9.8	65.8	
C	11.0	2.5	4.7	6.1	8.5	66.6	0.5
D10	13.4	2.4	6.3	10.2	5.5	60.6	1.6
D11	11.2	3.3	2.8	6.5	11.7	63.6	0.9
D12	12.7	2.0	4.7	5.3	4.0	70.7	0.7
D13	11.1	2.0	5.0	7.5	9.0	64.8	0.5
D14	14.8	3.8	5.5	8.1	8.9	58.9	
D15	8.4	3.9	4.5	3.2	6.5	72.3	1.3
D16	11.6	3.8	4.8	9.2	11.6	58.7	0.3
D17	9.4	1.4	7.9	9.4	4.3	67.6	
D19	6.9	2.3	5.8	6.9	9.8	68.2	
D3-5	11.5	2.9	6.1	5.9	8.7	64.3	0.6
D6	11.5	2.1	5.9	7.5	8.8	63.8	0.3
D7	12.1	2.2	6.1	7.3	8.5	63.5	0.3
D8	10.6	2.9	7.0	8.3	8.6	62.4	0.2
D9	11.8	5.4	4.4	5.9	11.3	61.1	
G1	7.5	2.2	5.6	6.4	12.0	66.3	
G10	18.4	2.0	8.2		8.2	61.2	2.0

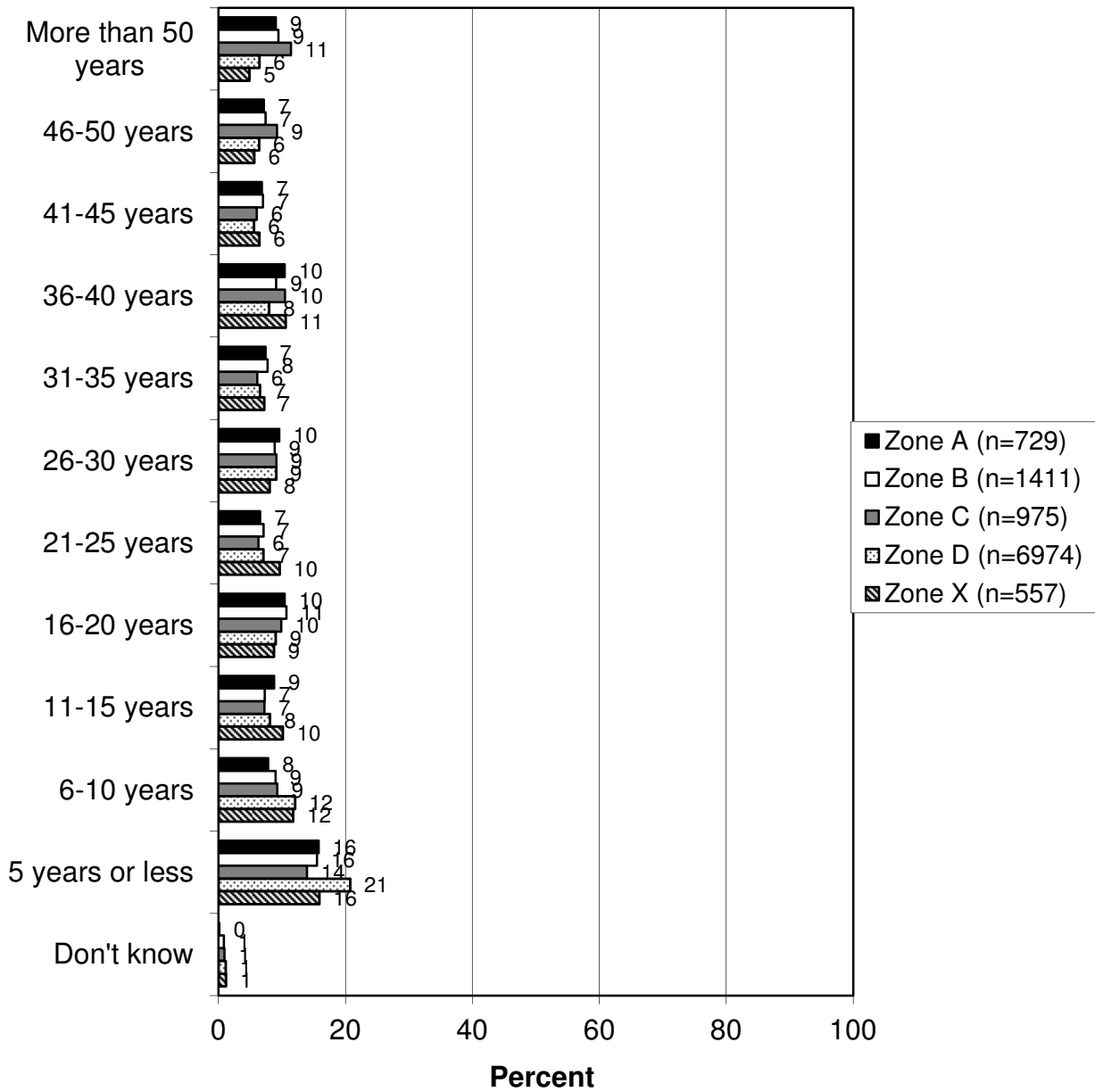
Q110. How many of the past 5 years have you hunted deer outside of California?							
	5 years	4 years	3 years	2 years	1 year	Did not hunt outside California	Don't know
G11	14.0	4.7	2.3		11.6	65.1	2.3
G12	5.9		11.8	5.9	5.9	70.6	
G13	7.7	1.7	3.4	5.1	6.8	75.2	
G19	14.3		7.1	7.1		71.4	
G21			6.7	13.3	13.3	66.7	
G3	35.0		30.0	15.0		20.0	
G37	46.2		23.1		7.7	23.1	
G38	6.3	1.6	4.8	7.1	10.3	69.0	0.8
G39	20.0	20.0	20.0			40.0	
G6	13.0		8.7		4.3	73.9	
G7	16.7		8.3	16.7	33.3	16.7	8.3
G8	18.2	9.1	9.1	9.1		54.5	
GO				60.0		40.0	
J1	28.6			14.3	14.3	42.9	
J10	13.9	5.6	8.3	5.6	16.7	50.0	
J11	4.5		22.7	4.5	4.5	63.6	
J12	25.0	25.0			25.0	25.0	
J13					11.1	88.9	
J14				16.7	8.3	75.0	
J15	16.7		16.7			66.7	
J16	3.1	6.3	3.1		12.5	75.0	
J17	13.3	6.7		6.7	13.3	60.0	
J18	9.3		9.3	4.7	7.0	69.8	
J19	11.1			11.1	22.2	44.4	11.1
J20			15.4			84.6	
J21	7.4	7.4	3.7	7.4	7.4	66.7	
J3	36.4		18.2	9.1		36.4	
J4	36.4		18.2		9.1	36.4	
J7	25.0				25.0	50.0	
J8						100.0	
J9					66.7	33.3	
M11	11.1			11.1	11.1	66.7	
M3	23.5	11.8	11.8	5.9	11.8	35.3	
M4	11.1	11.1		22.2	11.1	44.4	
M5	50.0		25.0	25.0			
M6	26.7	6.7	8.9	11.1	4.4	42.2	
M7	21.2		1.5	4.5	6.1	65.2	1.5
M8	7.7	15.4	7.7	15.4	15.4	38.5	
M9	8.3	25.0	8.3		8.3	50.0	
MA1	13.8	2.5	5.0	6.3	6.3	66.3	
MA3	13.0	5.6		9.3	9.3	61.1	1.9
OZ		40.0	20.0			40.0	
X1	7.1	1.9	3.9	9.7	9.0	67.1	1.3
X10	9.1	1.4	4.2	7.7	9.1	67.1	1.4
X12	14.2	6.1	5.7	11.8	11.8	50.5	
X2	10.2	10.2	9.1	8.0	11.4	50.0	1.1
X3A	16.9	2.8	2.1	8.5	4.9	64.8	
X3B	11.0	1.3	6.5	10.4	11.7	59.1	
X4	7.3	2.6	2.0	7.3	7.9	72.8	
X5A	18.4		6.1	4.1	14.3	57.1	

Q110. How many of the past 5 years have you hunted deer outside of California?							
	5 years	4 years	3 years	2 years	1 year	Did not hunt outside California	Don't know
X5B	22.6	9.7	6.5	16.1	9.7	35.5	
X6A	12.0	3.0	6.0	7.5	7.5	63.9	
X6B	10.1	1.4	5.8	6.5	15.1	59.7	1.4
X7A	8.3	1.9	8.3	5.6	11.1	63.9	0.9
X7B	17.8	5.5	4.1	13.7	8.2	50.7	
X8	14.2	5.7	4.7	5.7	10.4	59.4	
X9A	13.8	4.0	9.8	7.1	12.9	52.4	
X9B	15.2	4.0	8.0	10.4	8.0	53.6	0.8
X9C	7.6	2.5	5.0	10.1	4.2	68.9	1.7

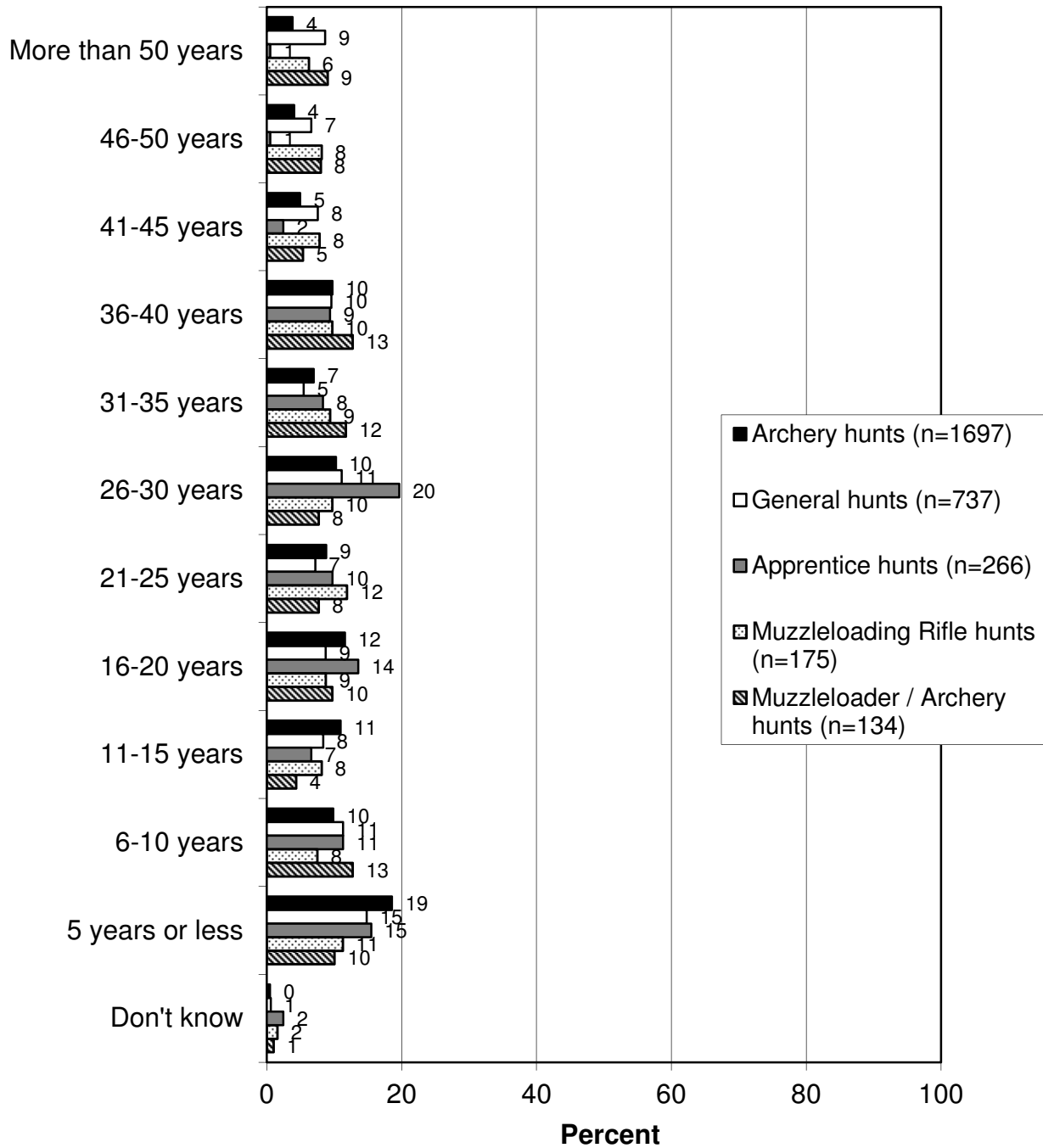
Q111. How many years total have you been hunting deer, in any state or country?



Q111. How many years total have you been hunting deer, in any state or country?



Q111. How many years total have you been hunting deer, in any state or country?

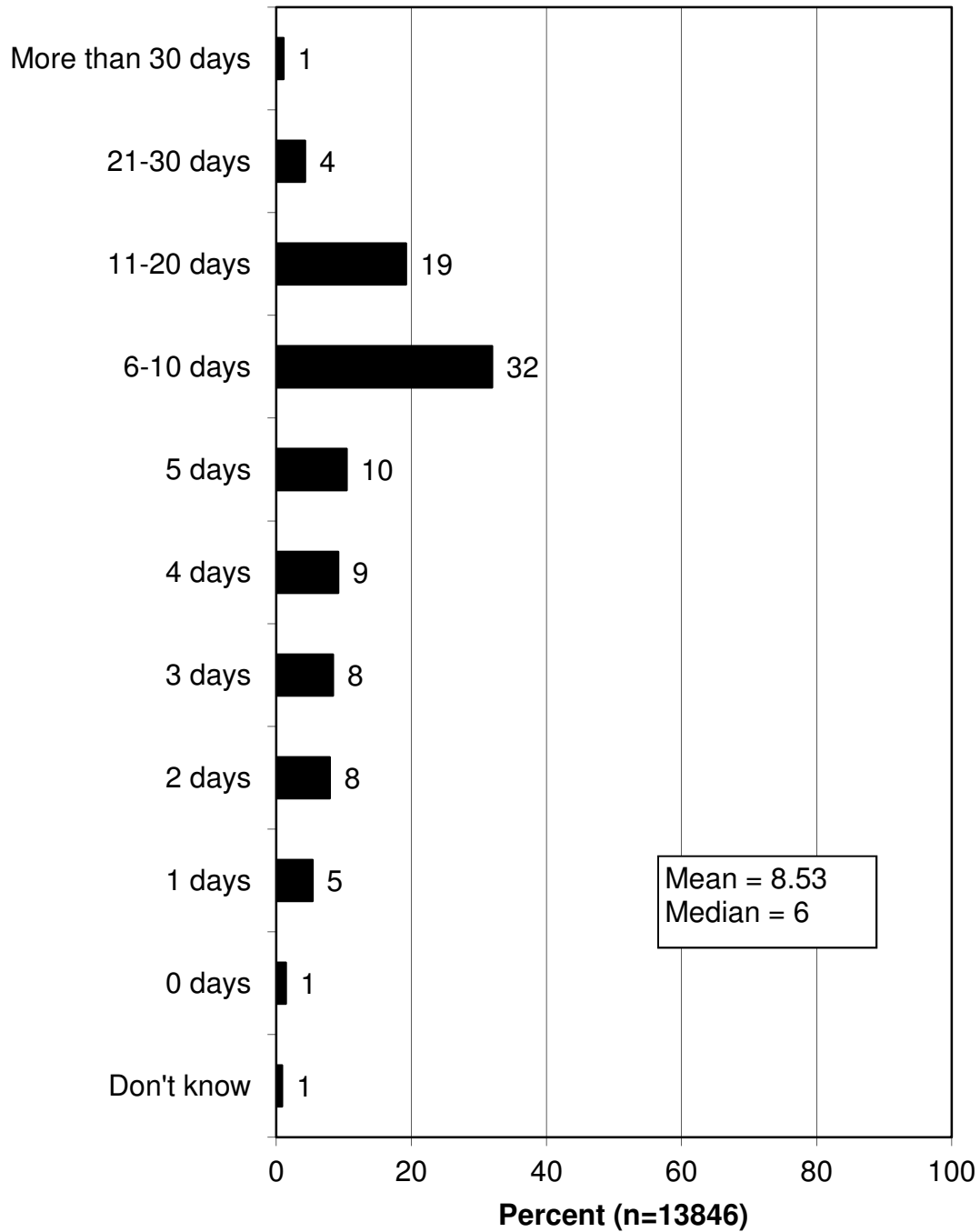


Q111. How many years total have you been hunting deer, in any state or country?												
	More than 50 years	46-50 years	41-45 years	36-40 years	31-35 years	26-30 years	21-25 years	16-20 years	11-15 years	6-10 years	5 years or less	Don't know
A	9.1	7.1	6.9	10.4	7.4	9.6	6.6	10.4	8.8	7.8	15.8	0.1
A1	6.3	7.2	6.3	9.9	7.2	11.2	9.9	16.1	8.1	8.5	9.0	0.4
A11	4.0	12.0		12.0	8.0	4.0	20.0	12.0	16.0	8.0	4.0	
A12	10.6	2.1	6.4	8.5	6.4	12.8	10.6	10.6	6.4	19.1	6.4	
A13	9.1		9.1	9.1	13.6	18.2		9.1	13.6		13.6	4.5
A14	7.7	15.4		30.8	15.4	7.7		15.4			7.7	
A15		4.3		4.3	13.0	13.0	8.7	21.7	8.7	8.7	17.4	
A16	4.1	4.1	8.2	13.7	4.1	5.5	8.2	12.3	15.1	6.8	17.8	
A17	6.3	6.3	10.4	12.5	4.2	4.2	14.6	4.2	12.5	6.3	14.6	4.2
A18		2.7	8.1	5.4	8.1	5.4	8.1	10.8	8.1	18.9	24.3	
A19			3.2	9.7	6.5	12.9	19.4	9.7	6.5	3.2	29.0	
A20	2.5	2.5		10.0	17.5	15.0	2.5	7.5	10.0	17.5	15.0	
A21	6.7	13.3		20.0	6.7	20.0	6.7	6.7	13.3	6.7		
A22	0.7	2.0	3.9	4.6	4.6	12.4	5.9	13.1	10.5	14.4	26.8	1.3
A24	4.1	4.1	8.2	16.3	8.2		4.1	12.2	18.4	8.2	14.3	2.0
A25	5.6	5.6	5.6	11.1			11.1	11.1	5.6	33.3	11.1	
A26		12.5			6.3	6.3	18.8	31.3	12.5	6.3	6.3	
A27									50.0	50.0		
A3	11.3	11.3	4.8	11.3	3.2	8.1	4.8	6.5	6.5	17.7	12.9	1.6
A30	18.2	4.5	9.1	4.5	4.5	13.6	18.2	13.6	4.5	9.1		
A31	1.8	1.8	3.0	10.3	3.0	9.1	9.1	13.3	7.9	12.7	27.3	0.6
A32	3.1	6.3	9.4	6.3	6.3	3.1	3.1	18.8	9.4	15.6	18.8	
A33	4.2	8.3		4.2		16.7	20.8	12.5	8.3	8.3	16.7	
A4	16.7		16.7			16.7	16.7				33.3	
A5	13.0	21.7	4.3	13.0	4.3	4.3	4.3	8.7	17.4	8.7		
A6	7.7	10.3	5.1	20.5	2.6	5.1	12.8	5.1	15.4	7.7	5.1	2.6
A7	7.0	10.5	5.3	10.5	8.8	14.0	5.3	5.3	8.8	15.8	8.8	
A8					12.5	12.5	12.5	37.5	12.5		12.5	
A9				33.3	33.3					33.3		
AO	3.6	3.3	4.5	10.2	7.8	10.7	8.8	10.2	12.4	8.6	19.7	0.2
B	9.4	7.4	7.0	9.1	7.7	8.9	7.1	10.7	7.3	9.0	15.5	0.9
C	12.6	9.7	6.0	10.6	5.9	8.6	5.5	8.4	7.0	9.4	15.2	1.1
D10	6.3	7.1	4.7	10.2	6.3	8.7	5.5	10.2	7.9	10.2	21.3	1.6
D11	1.4		2.8	3.3	7.5	8.4	6.1	4.7	9.3	19.6	35.5	1.4
D12	6.7	4.7	1.3	7.3	4.7	11.3	9.3	11.3	10.0	10.0	21.3	2.0
D13	3.5	2.0	2.0	4.5	4.0	7.5	11.6	8.5	15.1	10.6	29.6	1.0
D14	1.7	4.7	4.2	8.1	7.2	8.5	5.9	8.5	7.6	17.4	26.3	
D15	0.6	1.9	1.9	2.6	2.6	5.2	5.8	11.0	5.2	15.5	43.9	3.9
D16	4.1	3.8	4.4	7.8	5.1	5.8	5.1	11.6	7.5	14.7	30.0	
D17	4.3	8.6	7.9	5.0	7.9	7.9	6.5	8.6	6.5	11.5	23.0	2.2
D19	3.5	4.0	2.3	4.0	5.8	6.4	3.5	11.0	12.1	11.0	35.8	0.6
D3-5	7.5	8.0	6.0	9.2	6.5	9.1	6.8	8.9	8.3	10.8	17.6	1.5
D6	7.5	5.6	6.2	7.8	6.4	11.3	8.0	8.8	8.0	10.2	19.6	0.5
D7	6.1	6.5	6.2	8.3	8.3	9.1	8.0	11.0	6.7	12.0	17.4	0.5
D8	5.4	7.2	7.4	6.3	5.2	10.1	6.1	9.0	6.8	13.7	21.4	1.4
D9	7.9	5.4	5.4	9.4	8.4	8.9	6.9	8.4	4.4	13.8	20.7	0.5
G1	11.2	7.5	9.7	10.9	6.0	11.6	7.5	7.9	7.5	9.4	10.9	

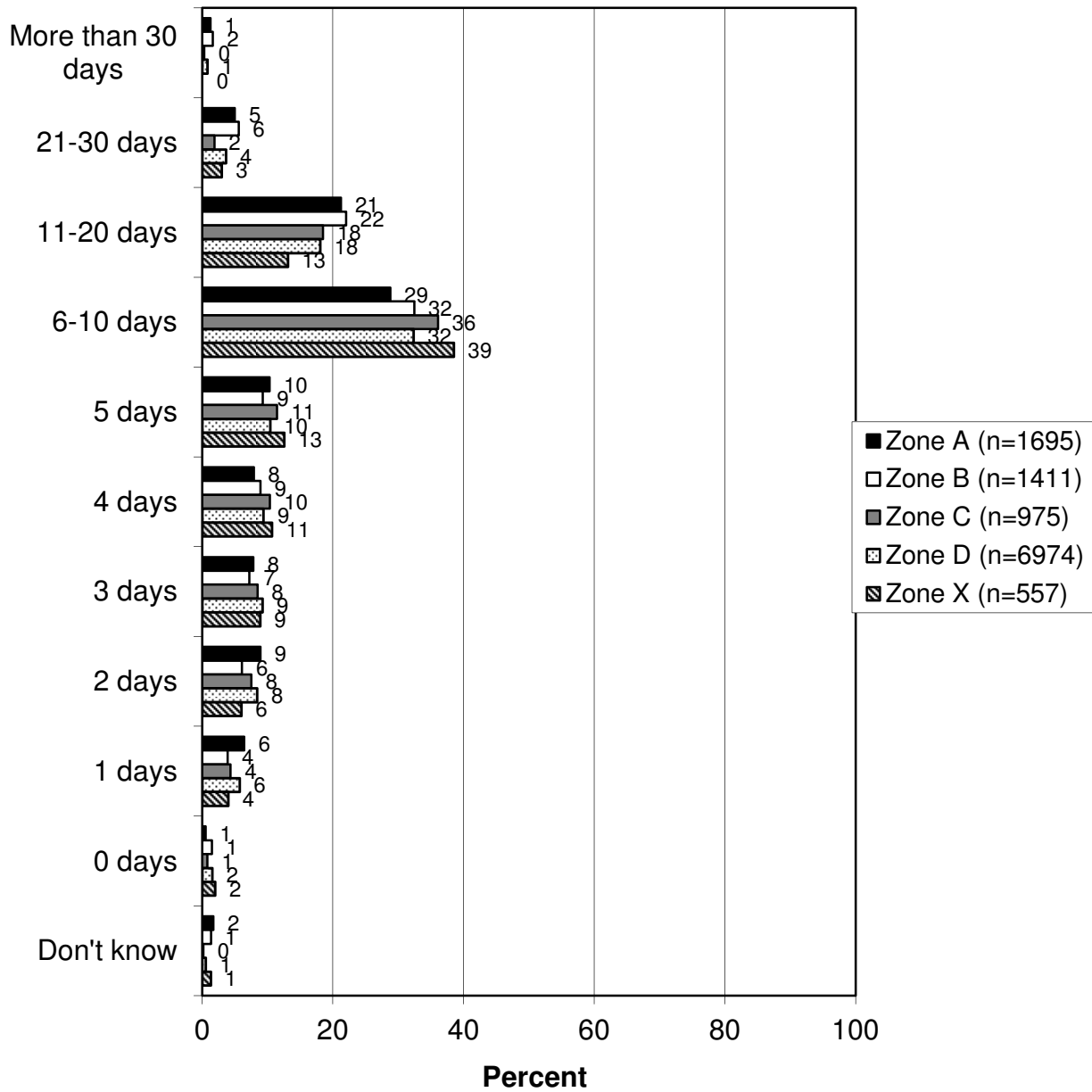
Q111. How many years total have you been hunting deer, in any state or country?												
	More than 50 years	46-50 years	41-45 years	36-40 years	31-35 years	26-30 years	21-25 years	16-20 years	11-15 years	6-10 years	5 years or less	Don't know
G10				4.1	4.1	6.1	4.1	16.3	16.3	20.4	26.5	2.0
G11	2.3	4.7	4.7	2.3		18.6	14.0	4.7	7.0	11.6	27.9	2.3
G12	17.6			11.8	5.9	5.9	17.6	23.5			17.6	
G13	5.1	4.3	3.4	4.3	5.1	6.8	4.3	9.4	9.4	19.7	26.5	1.7
G19		14.3	7.1	7.1		28.6	7.1	7.1	7.1	14.3	7.1	
G21	13.3	6.7		13.3	6.7	6.7	13.3	13.3	13.3	6.7	6.7	
G3	5.0	25.0	10.0	15.0	5.0	5.0	10.0	10.0		10.0	5.0	
G37		15.4	15.4	23.1	7.7	15.4	7.7		7.7		7.7	
G38	4.8	7.9	4.8	13.5	7.1	10.3	5.6	8.7	7.9	9.5	19.0	0.8
G39					20.0	20.0		40.0	20.0			
G6	26.1	4.3	8.7	13.0	4.3	21.7				13.0	4.3	4.3
G7			16.7	8.3				8.3	25.0	25.0	8.3	8.3
G8		18.2		9.1	9.1	9.1	9.1	18.2	9.1	18.2		
GO		20.0		40.0	40.0							
J1						28.6	14.3	28.6	14.3			14.3
J10				11.1	5.6	27.8	8.3	11.1	8.3	5.6	22.2	
J11				13.6	4.5	4.5	13.6	9.1	18.2	13.6	22.7	
J12					25.0		25.0			25.0		25.0
J13						11.1	11.1	22.2		33.3	22.2	
J14				8.3	8.3	25.0				8.3	33.3	16.7
J15			33.3				16.7	16.7	16.7	16.7		
J16			6.3	9.4	6.3	18.8	9.4	18.8	3.1	15.6	12.5	
J17	6.7			13.3	20.0	13.3		13.3	6.7	13.3	13.3	
J18		4.7		4.7	16.3	23.3	4.7	9.3	4.7	16.3	16.3	
J19			11.1	11.1		11.1		33.3	11.1		11.1	11.1
J20	7.7			7.7	15.4	7.7		15.4	15.4	23.1	7.7	
J21				18.5	11.1	18.5	25.9	14.8	3.7	3.7	3.7	
J3			9.1	18.2	9.1	27.3	9.1	27.3				
J4			9.1	18.2	27.3	9.1	9.1		18.2	9.1		
J7				25.0		50.0					25.0	
J8						50.0					50.0	
J9							100.0					
M11	11.1		22.2			33.3	22.2		11.1			
M3	11.8	17.6	5.9	5.9	11.8	17.6	17.6	5.9		5.9		
M4	11.1	11.1	11.1	22.2		22.2				11.1	11.1	
M5		25.0		50.0			25.0					
M6	6.7	2.2	6.7	15.6	2.2	11.1	13.3	15.6	11.1	4.4	11.1	
M7	4.5	9.1	6.1	4.5	12.1	4.5	10.6	7.6	9.1	12.1	16.7	3.0
M8		23.1	7.7	15.4	30.8	7.7		15.4				
M9	16.7		16.7	16.7	8.3	8.3	16.7		8.3		8.3	
MA1	5.0	8.8	5.0	12.5	5.0	10.0	10.0	13.8	5.0	12.5	12.5	
MA3	13.0	7.4	5.6	13.0	18.5	5.6	5.6	5.6	3.7	13.0	7.4	1.9
OZ	20.0	20.0	20.0		20.0					20.0		
X1	17.4	11.0	9.7	7.1	6.5	7.1	8.4	4.5	8.4	9.7	8.4	1.9
X10	3.5	2.1	8.4	12.6	9.8	7.7	7.0	7.7	7.0	9.8	21.7	2.8
X12	9.0	5.2	4.7	13.7	5.7	14.2	5.2	11.3	8.0	14.6	8.0	0.5
X2	21.6	13.6	1.1	10.2	9.1	12.5	12.5	6.8	6.8	1.1	3.4	1.1
X3A	12.0	9.9	7.7	13.4	5.6	11.3	8.5	9.9	8.5	7.7	4.9	0.7
X3B	14.9	9.7	6.5	11.7	9.7	9.7	6.5	9.1	5.2	7.8	8.4	0.6

Q111. How many years total have you been hunting deer, in any state or country?												
	More than 50 years	46-50 years	41-45 years	36-40 years	31-35 years	26-30 years	21-25 years	16-20 years	11-15 years	6-10 years	5 years or less	Don't know
X4	21.9	13.9	9.9	7.3	4.0	2.6	7.9	6.6	7.3	5.3	11.9	1.3
X5A	12.2	12.2	12.2	10.2	2.0	8.2	6.1	8.2	10.2	12.2	6.1	
X5B	29.0	9.7	6.5	9.7	9.7	16.1	9.7	6.5	3.2			
X6A	10.5	4.5	6.0	14.3	6.0	7.5	12.0	7.5	11.3	9.8	9.8	0.8
X6B	12.2	17.3	12.2	9.4	5.0	10.8	5.8	3.6	4.3	7.2	10.8	1.4
X7A	11.1	6.5	8.3	13.0	9.3	9.3	10.2	9.3	5.6	8.3	8.3	0.9
X7B	8.2	6.8	4.1	11.0	5.5	11.0	11.0	13.7	17.8	5.5	5.5	
X8	4.7	7.5	4.7	4.7	9.4	9.4	11.3	15.1	6.6	10.4	14.2	1.9
X9A	6.7	6.7	3.1	8.4	9.3	12.0	8.9	8.4	5.3	13.3	16.9	0.9
X9B	4.0	3.2	4.0	7.2	4.0	10.4	8.0	9.6	7.2	14.4	27.2	0.8
X9C	5.0	8.4	8.4	8.4	10.1	12.6	4.2	9.2	4.2	11.8	14.3	3.4

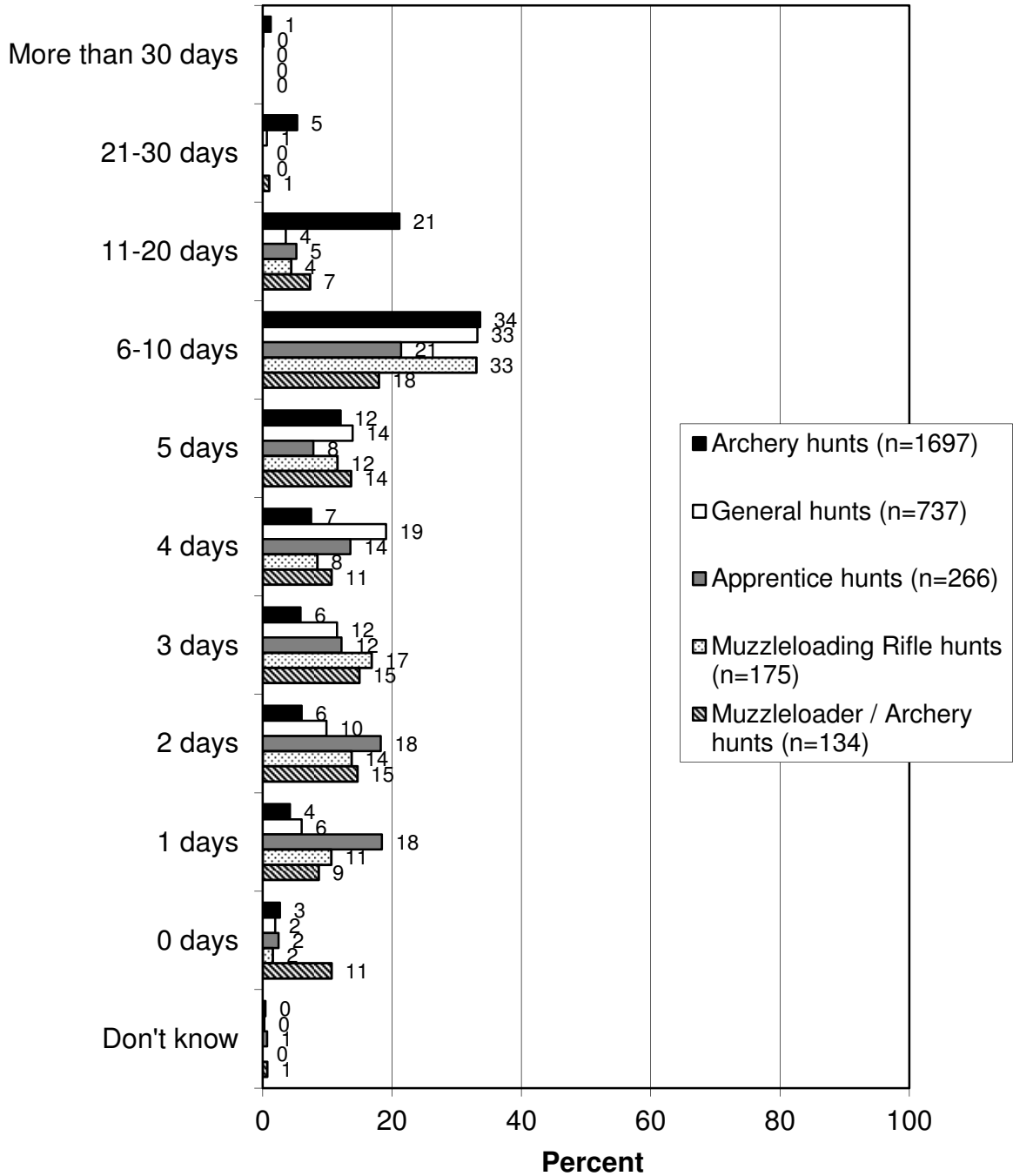
**Q69. How many days, total, did you hunt deer
[for/in] [Hunt / Zone] [DEER TAG CODE] in
2014?**



Q69. How many days, total, did you hunt deer [for/in] [Hunt / Zone] [DEER TAG CODE] in 2014?



Q69. How many days, total, did you hunt deer [for/in] [Hunt / Zone] [DEER TAG CODE] in 2014?

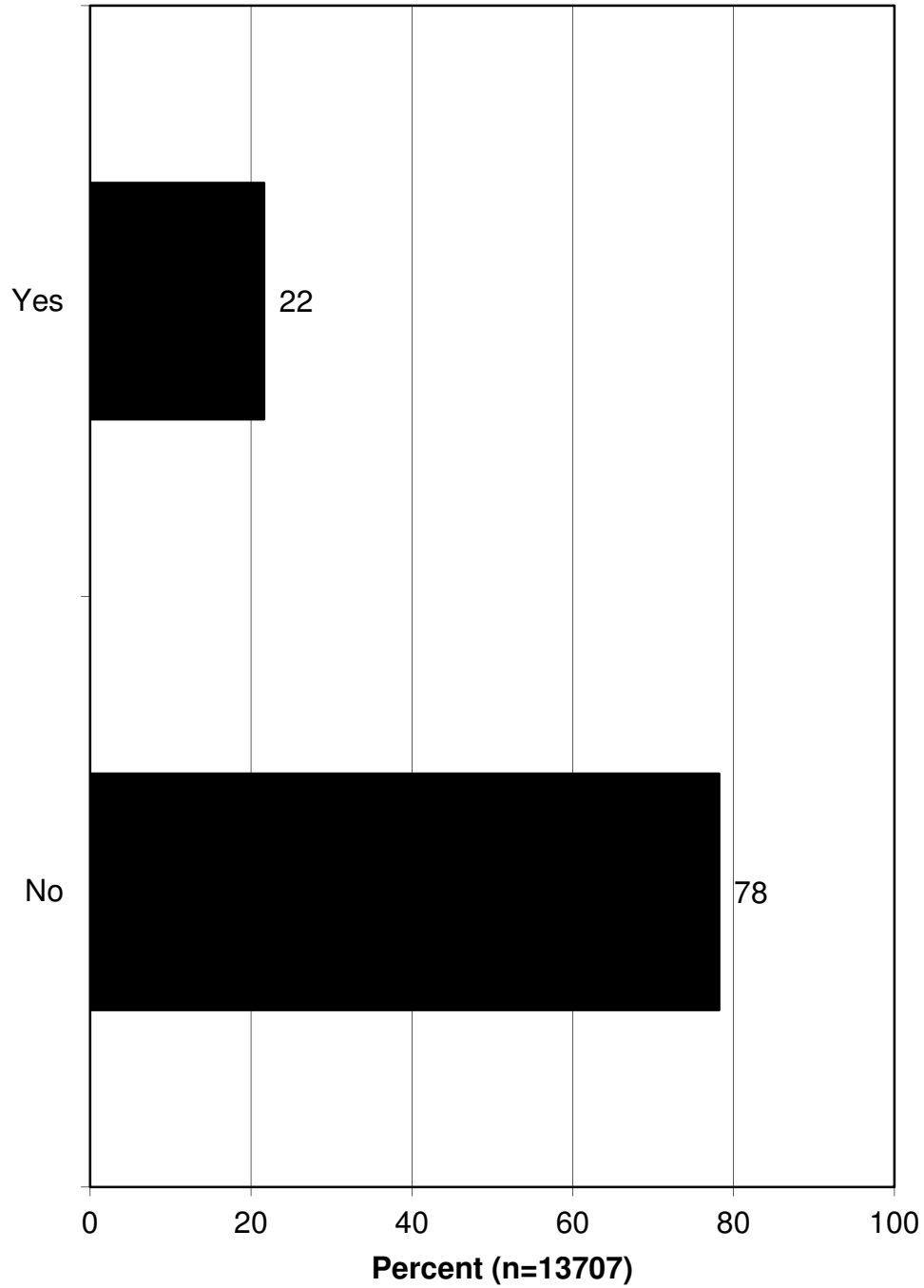


Q69. How many days, total, did you hunt deer [for/in] [Hunt / Zone] [DEER TAG CODE] in 2014?											
	More than 30 days	21-30 days	11-20 days	6-10 days	5 days	4 days	3 days	2 days	1 days	0 days	Don't know
A	1.3	5.0	21.2	28.8	10.3	7.9	7.8	8.9	6.4	0.5	1.7
A1		0.4	20.2	38.6	11.7	9.9	7.2	4.5	5.8	1.3	0.4
A11			8.0	36.0	8.0	8.0	24.0	12.0	4.0		
A12			14.9	38.3	19.1	6.4	2.1		12.8	4.3	2.1
A13			31.8	40.9	4.5	4.5	4.5	4.5	4.5		4.5
A14			7.7	46.2	7.7		23.1	7.7	7.7		
A15		8.7	13.0	47.8	13.0		8.7	4.3		4.3	
A16			15.1	32.9	19.2	11.0	8.2	9.6	2.7	1.4	
A17		2.1	8.3	39.6	16.7	14.6	8.3	4.2	4.2	2.1	
A18		8.1	13.5	43.2	8.1	10.8	8.1	2.7	2.7		2.7
A19			6.5	29.0	12.9	19.4	16.1	3.2	3.2	9.7	
A20			5.0	40.0	10.0	10.0	12.5	17.5		5.0	
A21			13.3	53.3	6.7	13.3	6.7	6.7			
A22	3.3	5.2	25.5	28.1	8.5	7.2	6.5	5.9	6.5	3.3	
A24			10.2	32.7	14.3	12.2	6.1	14.3	2.0	6.1	2.0
A25			16.7	50.0	11.1	16.7		5.6			
A26			43.8	18.8	12.5	12.5		12.5			
A27				50.0	50.0						
A3		3.2	17.7	32.3	12.9	11.3	9.7	6.5	6.5		
A30			18.2	45.5	22.7	13.6					
A31	1.2	11.5	23.0	19.4	10.9	9.7	6.7	6.7	6.1	4.2	0.6
A32			12.5	34.4	12.5	15.6	6.3		9.4	9.4	
A33			4.2	45.8	4.2	8.3	4.2	12.5	20.8		
A4				33.3		33.3			16.7	16.7	
A5		17.4	21.7	30.4	13.0		4.3	13.0			
A6			12.8	33.3	15.4	7.7	10.3	10.3	7.7		2.6
A7			24.6	42.1	8.8	8.8	1.8	5.3	1.8	1.8	5.3
A8		12.5		62.5	12.5			12.5			
A9			33.3	33.3				33.3			
AO	1.7	6.7	22.8	33.7	12.6	5.5	4.8	6.4	3.1	2.6	0.2
B	1.6	5.6	22.0	32.5	9.3	8.9	7.2	6.1	3.9	1.5	1.3
C	0.4	2.3	18.1	35.5	11.4	10.5	8.8	8.2	4.0	0.7	0.1
D10	0.8	7.1	18.1	23.6	7.9	5.5	16.5	6.3	5.5	6.3	2.4
D11	0.5	2.3	14.0	31.8	11.7	12.1	12.1	8.9	4.2	2.3	
D12	0.7	2.0	20.0	32.7	15.3	10.7	6.0	7.3	3.3	0.7	1.3
D13	1.0	2.0	16.6	24.6	8.5	6.5	11.6	11.1	13.1	4.5	0.5
D14	0.4	4.7	15.3	37.7	11.9	8.9	6.4	8.1	5.1	1.7	
D15		1.9	12.3	27.1	6.5	7.7	11.0	18.7	6.5	5.2	3.2
D16	0.7	1.7	15.7	30.7	12.3	9.9	8.9	9.9	8.2	2.0	
D17		1.4	17.3	28.8	6.5	15.1	14.4	12.9	2.2	1.4	
D19	2.3	3.5	20.8	28.3	7.5	10.4	9.2	8.1	6.9	1.2	1.7
D3-5	0.9	4.5	18.1	33.2	9.5	9.3	9.3	8.2	5.4	0.9	0.7
D6	1.3	5.1	22.5	31.4	9.9	8.3	7.0	6.4	5.1	2.7	0.3
D7	1.0	5.6	22.6	33.5	9.9	8.1	6.7	6.1	5.6	0.6	0.3
D8	0.7	1.4	20.0	30.9	13.1	7.4	9.7	10.1	4.7	1.6	0.5
D9	0.5	3.4	14.3	33.5	9.4	15.3	12.3	6.9	2.0	2.5	
G1			0.7	35.6	15.0	22.5	11.2	8.2	4.9	1.9	
G10		2.0	4.1	22.4	10.2	18.4	14.3	18.4	8.2		2.0

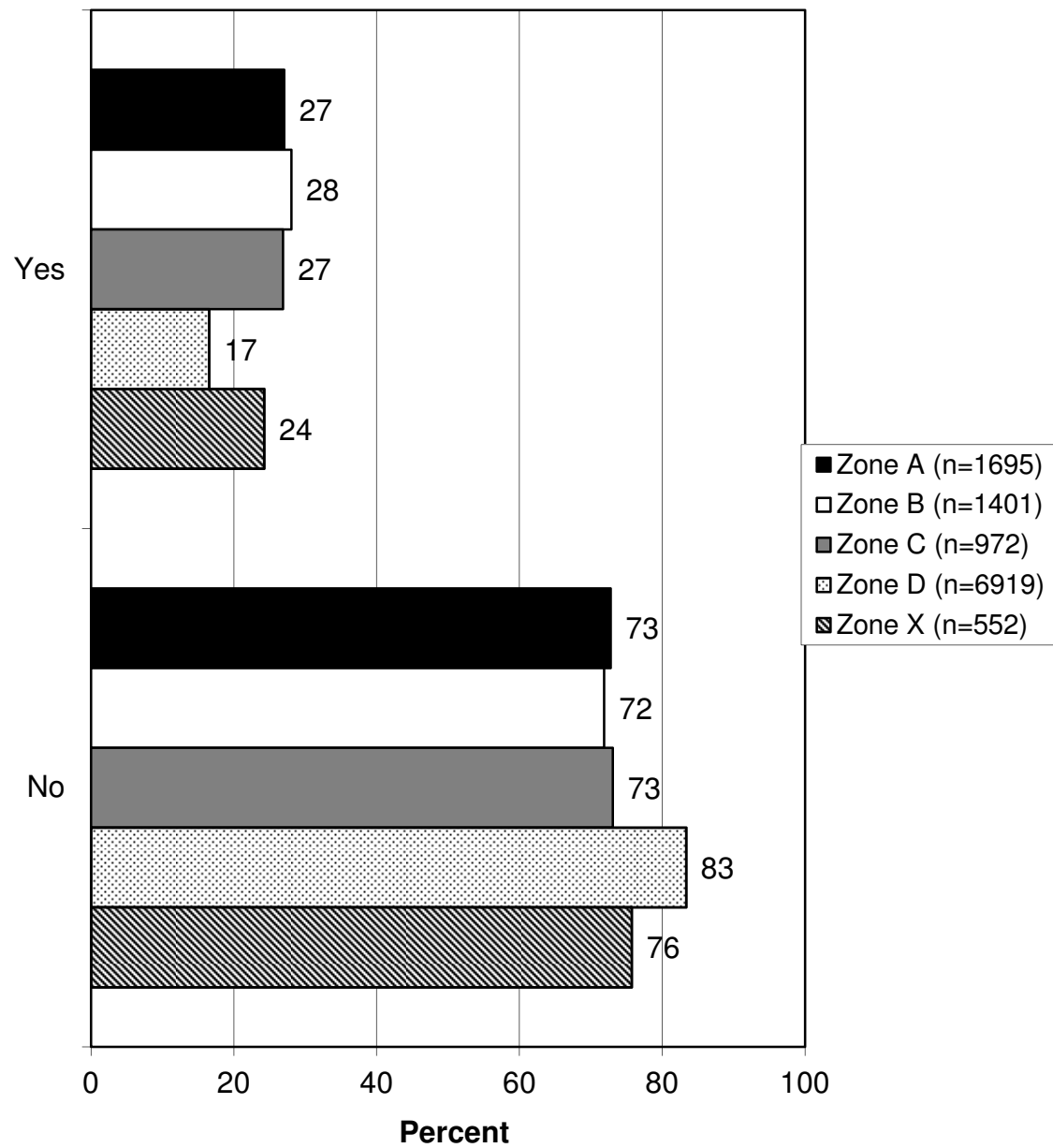
Q69. How many days, total, did you hunt deer [for/in] [Hunt / Zone] [DEER TAG CODE] in 2014?											
	More than 30 days	21-30 days	11-20 days	6-10 days	5 days	4 days	3 days	2 days	1 days	0 days	Don't know
G11		2.3	16.3	30.2	14.0	9.3	14.0	9.3	4.7		
G12			5.9	11.8	23.5	11.8	5.9	17.6	23.5		
G13		1.7	8.5	29.1	13.7	11.1	12.0	9.4	12.8	1.7	
G19	7.1	14.3	14.3	28.6	7.1	14.3		7.1		7.1	
G21			6.7	26.7	20.0	13.3	13.3	6.7	13.3		
G3			15.0	40.0		5.0		25.0	15.0		
G37		7.7		46.2	7.7			15.4	15.4	7.7	
G38			7.9	36.5	11.9	11.1	11.9	7.9	5.6	7.1	
G39			40.0	40.0	20.0						
G6				39.1	8.7	21.7	17.4	8.7			4.3
G7	8.3	8.3	33.3	8.3	8.3	8.3	8.3	8.3	8.3		
G8					9.1	18.2		72.7			
GO		20.0	40.0	20.0							20.0
J1								57.1	42.9		
J10				11.1	8.3	16.7	16.7	19.4	27.8		
J11				18.2	18.2	31.8		13.6	13.6	4.5	
J12								50.0		25.0	25.0
J13						22.2	22.2	11.1	33.3	11.1	
J14				8.3		25.0	16.7	33.3	16.7		
J15				50.0	16.7	16.7	16.7				
J16			9.4	34.4	6.3	6.3	12.5	21.9	9.4		
J17			6.7	20.0	6.7		13.3	26.7	20.0	6.7	
J18			11.6	37.2	9.3	9.3	9.3	7.0	9.3	4.7	2.3
J19				11.1	11.1	11.1	11.1	22.2	33.3		
J20				23.1	7.7	15.4	46.2		7.7		
J21			11.1	29.6	22.2	14.8	11.1	3.7	7.4		
J3							9.1	54.5	36.4		
J4				45.5		18.2	9.1	9.1	18.2		
J7						25.0		25.0	50.0		
J8			50.0	50.0							
J9				66.7		33.3					
M11			11.1	77.8				11.1			
M3			5.9	35.3	11.8	5.9	11.8	23.5	5.9		
M4				44.4	11.1		11.1	11.1	22.2		
M5					25.0		25.0		50.0		
M6			4.4	22.2	11.1	6.7	24.4	22.2	8.9		
M7			3.0	30.3	12.1	10.6	16.7	12.1	12.1	3.0	
M8				53.8	15.4	15.4	15.4				
M9			16.7	33.3	16.7	8.3	8.3		16.7		
MA1			7.5	25.0	12.5	10.0	11.3	12.5	6.3	13.8	1.3
MA3		1.9	7.4	11.1	14.8	11.1	18.5	16.7	11.1	7.4	
OZ				100.0							
X1		0.6	20.6	34.2	11.6	13.5	5.8	5.8	5.8	0.6	1.3
X10			2.8	26.6	16.8	21.0	12.6	12.6	3.5	4.2	
X12			9.0	38.2	15.6	10.4	8.0	9.4	9.0	0.5	
X2			28.4	25.0	15.9	11.4	4.5	6.8	6.8	1.1	
X3A			9.9	33.8	14.1	10.6	9.2	12.7	7.7	1.4	0.7
X3B			7.8	38.3	12.3	9.1	9.1	9.1	11.7	1.3	1.3
X4		0.7	13.9	41.7	11.9	7.9	9.9	5.3	6.6	0.7	1.3
X5A			14.3	32.7	8.2	14.3	14.3	12.2	4.1		

Q69. How many days, total, did you hunt deer [for/in] [Hunt / Zone] [DEER TAG CODE] in 2014?											
	More than 30 days	21-30 days	11-20 days	6-10 days	5 days	4 days	3 days	2 days	1 days	0 days	Don't know
X5B			6.5	41.9	9.7	12.9	9.7	6.5	12.9		
X6A			9.0	33.8	12.0	9.0	10.5	13.5	11.3		0.8
X6B			15.1	34.5	8.6	10.8	12.2	9.4	5.8	2.2	1.4
X7A			11.1	35.2	17.6	8.3	11.1	8.3	8.3		
X7B			4.1	35.6	13.7	21.9	11.0	6.8	5.5		1.4
X8		0.9	4.7	31.1	12.3	17.0	13.2	11.3	2.8	5.7	0.9
X9A		1.8	12.0	31.6	13.3	8.0	13.3	8.9	9.3	1.8	
X9B	0.8	2.4	16.0	30.4	7.2	16.0	12.0	11.2	1.6	2.4	
X9C		1.7	13.4	30.3	16.0	14.3	10.9	6.7	3.4	2.5	0.8

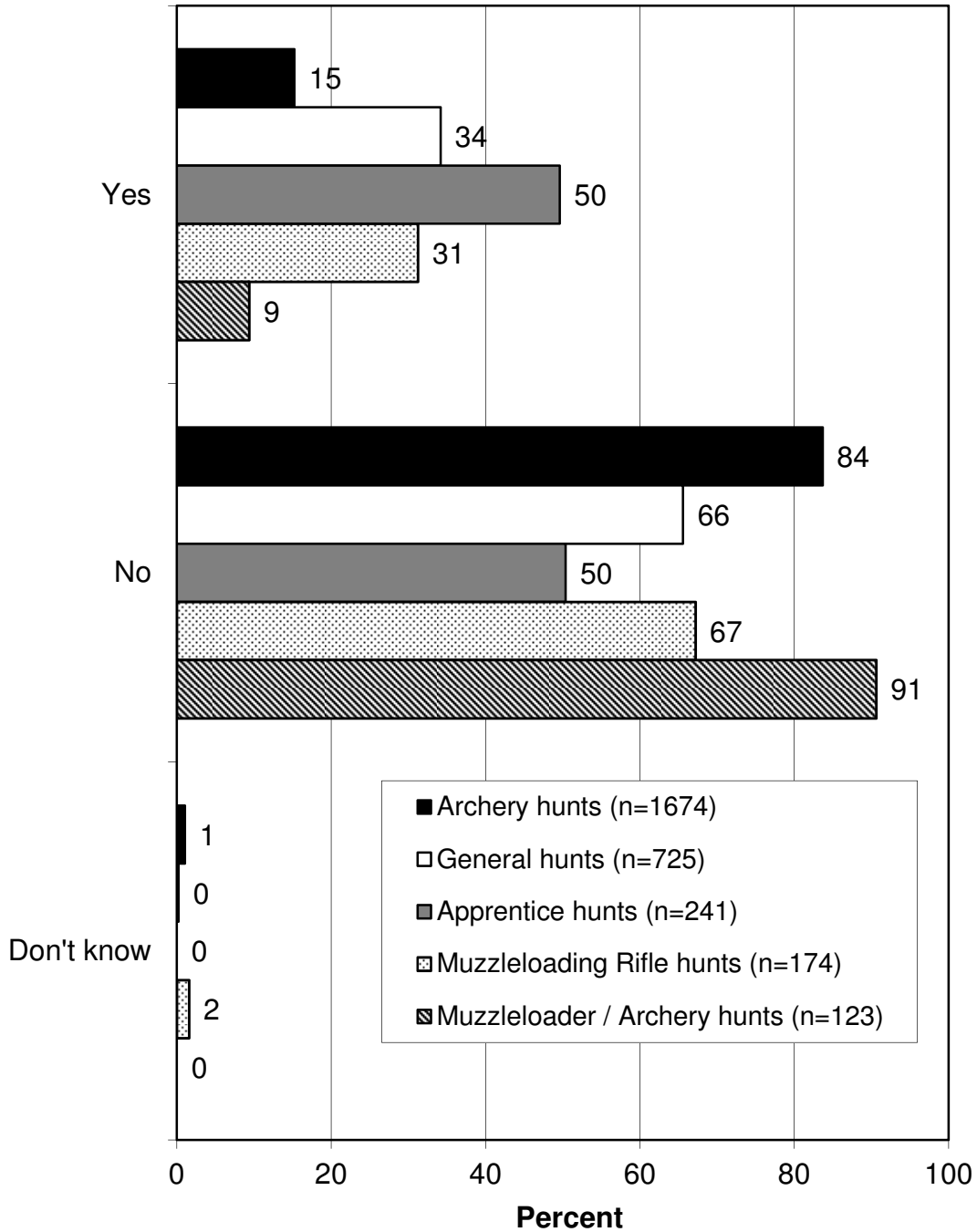
Q72. Did you harvest a deer [for/in] [Hunt / Zone] [DEER TAG CODE] in 2014?



Q72. Did you harvest a deer [for/in] [Hunt / Zone] [DEER TAG CODE] in 2014?



Q72. Did you harvest a deer [for/in] [Hunt / Zone] [DEER TAG CODE] in 2014?



Q72. Did you harvest a deer [for/in] [Hunt / Zone] [DEER TAG CODE] in 2014?			
	Yes	No	Don't know
A	27.1	72.8	0.1
A1	25.7	74.3	
A11	72.0	28.0	
A12	45.7	54.3	
A13	27.3	72.7	
A14	61.5	38.5	
A15	22.7	77.3	
A16	45.2	54.8	
A17	16.7	83.3	
A18	5.4	94.6	
A19	10.0	90.0	
A20	20.5	79.5	
A21	6.7	93.3	
A22	7.3	88.7	4.0
A24	33.3	66.7	
A25	16.7	83.3	
A26	87.5	12.5	
A27	50.0	50.0	
A3	32.3	67.7	
A30	27.3	72.7	
A31	3.8	89.3	6.9
A32	3.3	96.7	
A33	37.5	62.5	
A4		100.0	
A5	34.8	65.2	
A6	33.3	66.7	
A7	28.6	71.4	
A8	25.0	75.0	
A9	33.3	66.7	
AO	12.8	86.7	0.5
B	28.1	71.9	0.1
C	27.2	72.8	
D10	25.2	74.8	
D11	9.0	90.6	0.5
D12	16.8	83.2	
D13	7.6	92.4	
D14	15.7	84.3	
D15	20.1	79.2	0.7
D16	18.3	81.7	
D17	20.3	79.7	
D19	11.6	88.4	
D3-5	17.6	82.3	0.1
D6	14.6	85.4	
D7	9.0	91.0	
D8	6.6	93.4	
D9	12.4	87.1	0.5
G1	35.3	64.3	0.4
G10	24.5	75.5	
G11	52.4	47.6	
G12	35.3	64.7	

Q72. Did you harvest a deer [for/in] [Hunt / Zone] [DEER TAG CODE] in 2014?			
	Yes	No	Don't know
G13	26.7	73.3	
G19	57.1	42.9	
G21	26.7	73.3	
G3	75.0	25.0	
G37	69.2	30.8	
G38	12.0	88.0	
G39	100.0		
G6	34.8	65.2	
G7	66.7	33.3	
G8	63.6	36.4	
GO	80.0	20.0	
J1	16.7	83.3	
J10	71.9	28.1	
J11	31.6	68.4	
J12	100.0		
J13	28.6	71.4	
J14	50.0	50.0	
J15		100.0	
J16	40.6	59.4	
J17	35.7	64.3	
J18	55.0	45.0	
J19	88.9	11.1	
J20	30.8	69.2	
J21	60.0	40.0	
J3	63.6	36.4	
J4	71.4	28.6	
J7	75.0	25.0	
J8		100.0	
J9	33.3	66.7	
M11	66.7	33.3	
M3	76.5	23.5	
M4	100.0		
M5	100.0		
M6	13.3	80.0	6.7
M7	13.8	86.2	
M8	53.8	46.2	
M9	91.7	8.3	
MA1	11.1	88.9	
MA3	7.8	92.2	
OZ	60.0	40.0	
X1	43.5	56.5	
X10	15.0	83.6	1.4
X12	48.1	51.9	
X2	71.3	28.7	
X3A	59.9	40.1	
X3B	55.2	44.8	
X4	45.7	54.3	
X5A	59.2	40.8	
X5B	67.7	32.3	
X6A	66.9	33.1	
X6B	50.0	50.0	

Q72. Did you harvest a deer [for/in] [Hunt / Zone] [DEER TAG CODE] in 2014?			
	Yes	No	Don't know
X7A	56.5	42.6	0.9
X7B	41.1	58.9	
X8	19.2	80.8	
X9A	52.4	47.1	0.4
X9B	38.2	61.8	
X9C	30.5	69.5	

The tabulation for harvest is also shown sorted by highest harvest success to lowest.

Q72. Did you harvest a deer [for/in] [Hunt / Zone] [DEER TAG CODE] in 2014?			
	Yes	No	Don't know
G39	100.0		
J12	100.0		
M4	100.0		
M5	100.0		
M9	91.7	8.3	
J19	88.9	11.1	
A26	87.5	12.5	
GO	80.0	20.0	
M3	76.5	23.5	
G3	75.0	25.0	
J7	75.0	25.0	
A11	72.0	28.0	
J10	71.9	28.1	
J4	71.4	28.6	
X2	71.3	28.7	
G37	69.2	30.8	
X5B	67.7	32.3	
X6A	66.9	33.1	
G7	66.7	33.3	
M11	66.7	33.3	
G8	63.6	36.4	
J3	63.6	36.4	
A14	61.5	38.5	
J21	60.0	40.0	
OZ	60.0	40.0	
X3A	59.9	40.1	
X5A	59.2	40.8	
G19	57.1	42.9	
X7A	56.5	42.6	0.9
X3B	55.2	44.8	
J18	55.0	45.0	
M8	53.8	46.2	
G11	52.4	47.6	
X9A	52.4	47.1	0.4
A27	50.0	50.0	
J14	50.0	50.0	
X6B	50.0	50.0	
X12	48.1	51.9	
A12	45.7	54.3	
X4	45.7	54.3	
A16	45.2	54.8	
X1	43.5	56.5	
X7B	41.1	58.9	
J16	40.6	59.4	
X9B	38.2	61.8	
A33	37.5	62.5	
J17	35.7	64.3	
G1	35.3	64.3	0.4
G12	35.3	64.7	

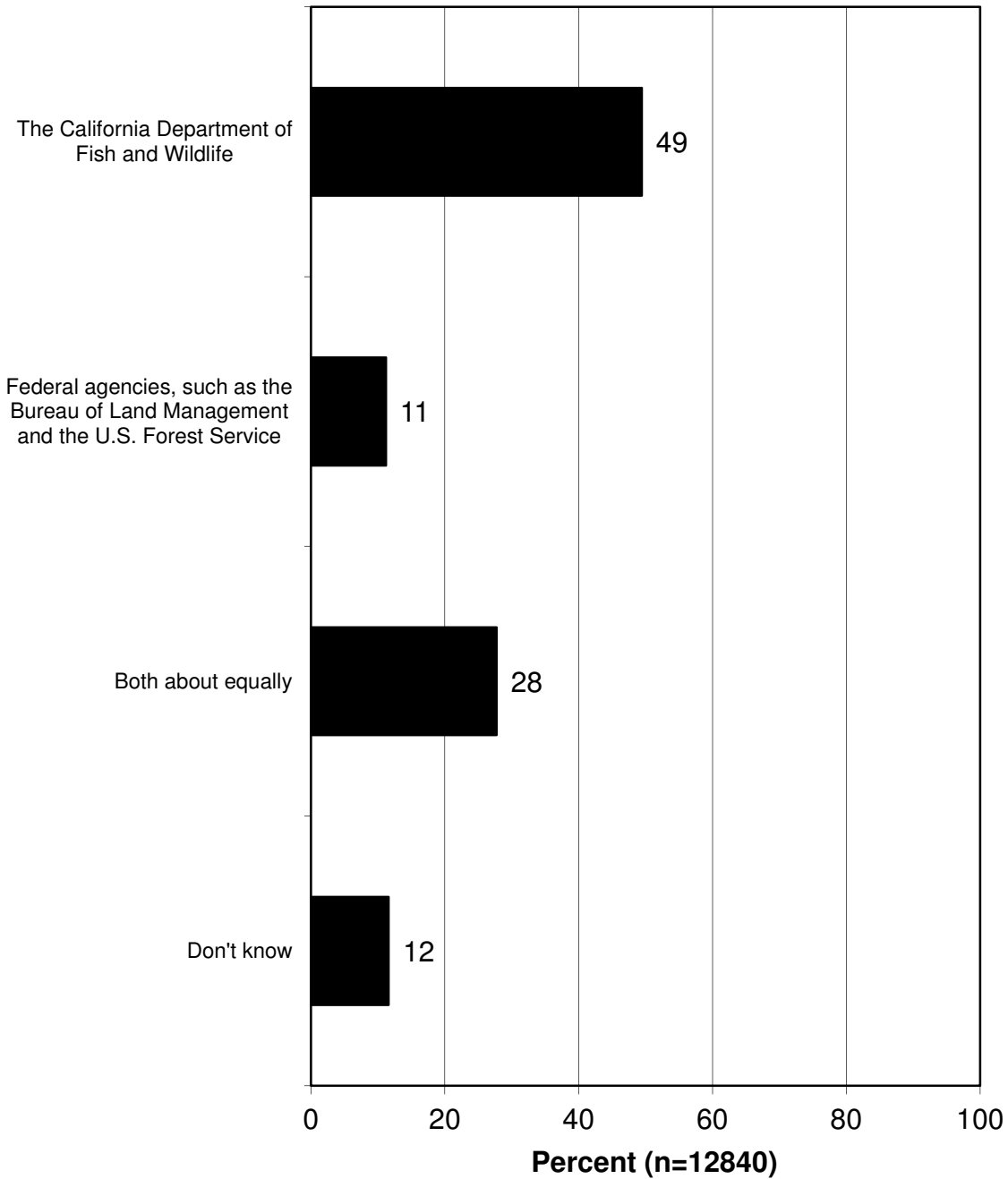
Q72. Did you harvest a deer [for/in] [Hunt / Zone] [DEER TAG CODE] in 2014?			
	Yes	No	Don't know
A5	34.8	65.2	
G6	34.8	65.2	
A24	33.3	66.7	
A6	33.3	66.7	
A9	33.3	66.7	
J9	33.3	66.7	
A3	32.3	67.7	
J11	31.6	68.4	
J20	30.8	69.2	
X9C	30.5	69.5	
A7	28.6	71.4	
J13	28.6	71.4	
B	28.1	71.9	0.1
A13	27.3	72.7	
A30	27.3	72.7	
C	27.2	72.8	
A	27.1	72.8	0.1
G13	26.7	73.3	
G21	26.7	73.3	
A1	25.7	74.3	
D10	25.2	74.8	
A8	25.0	75.0	
G10	24.5	75.5	
A15	22.7	77.3	
A20	20.5	79.5	
D17	20.3	79.7	
D15	20.1	79.2	0.7
X8	19.2	80.8	
D16	18.3	81.7	
D3-5	17.6	82.3	0.1
D12	16.8	83.2	
A17	16.7	83.3	
A25	16.7	83.3	
J1	16.7	83.3	
D14	15.7	84.3	
X10	15.0	83.6	1.4
D6	14.6	85.4	
M7	13.8	86.2	
M6	13.3	80.0	6.7
AO	12.8	86.7	0.5
D9	12.4	87.1	0.5
G38	12.0	88.0	
D19	11.6	88.4	
MA1	11.1	88.9	
A19	10.0	90.0	
D11	9.0	90.6	0.5
D7	9.0	91.0	
MA3	7.8	92.2	
D13	7.6	92.4	
A22	7.3	88.7	4.0
A21	6.7	93.3	

Q72. Did you harvest a deer [for/in] [Hunt / Zone] [DEER TAG CODE] in 2014?			
	Yes	No	Don't know
D8	6.6	93.4	
A18	5.4	94.6	
A31	3.8	89.3	6.9
A32	3.3	96.7	
A4		100.0	
J15		100.0	
J8		100.0	

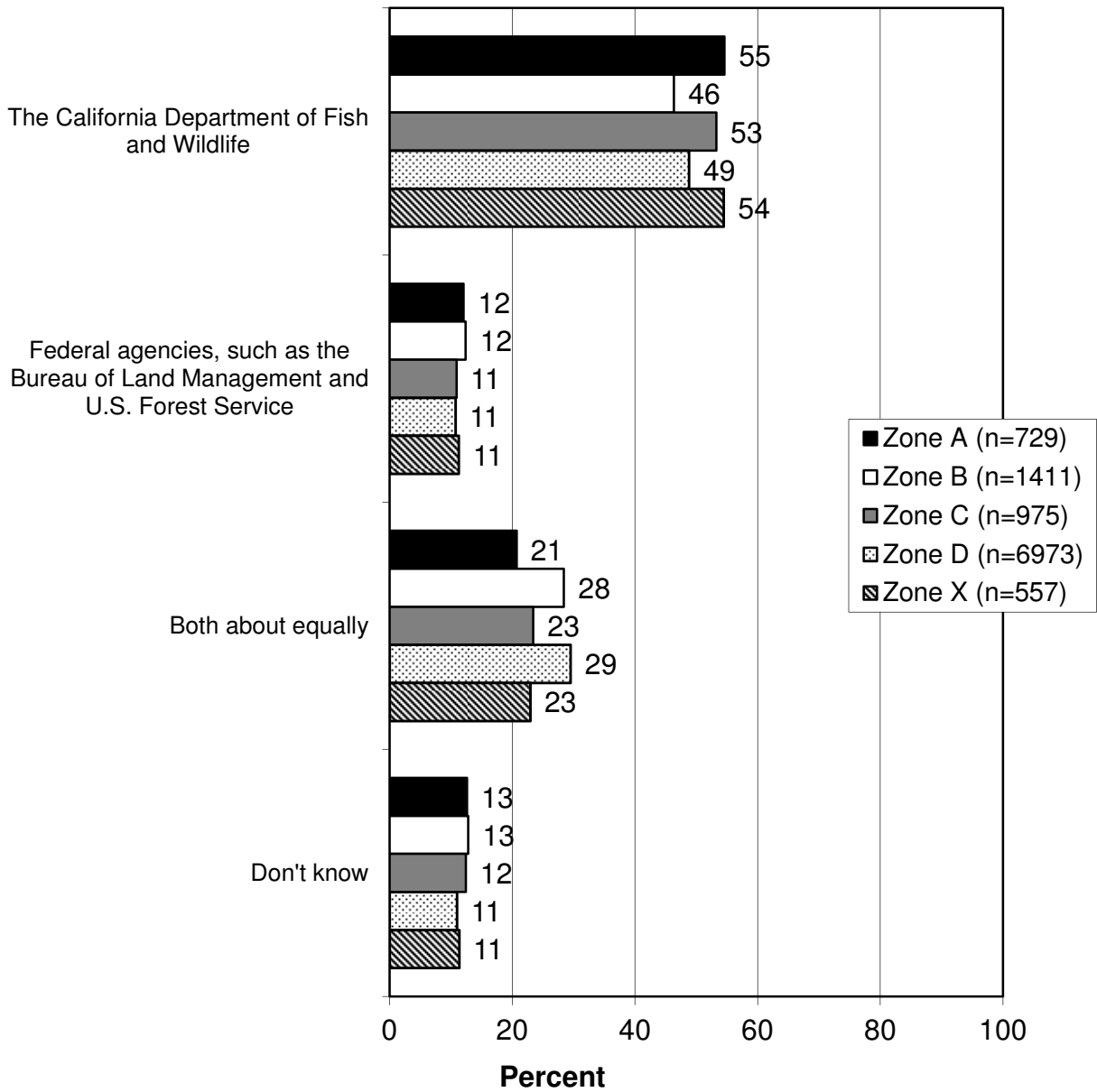
KNOWLEDGE OF DEER MANAGEMENT RESPONSIBILITIES IN CALIFORNIA

- The survey asked respondents about whether management of deer in California was primarily the job of the Department or the job of Federal agencies such as the Bureau of Land Management or the U.S. Forest Service: they most commonly chose the Department (49%). An additional 28% said both the Department and Federal agencies about equally. Meanwhile, 11% said that the management was primarily the Federal agencies (and the remainder did not know).
- Note that the sample was randomly divided into two groups: one received question wording that had the Department listed first; the second group received the question with the Federal agencies listed first. This was done to eliminate any bias in the survey based on the order of the two entities in the question.

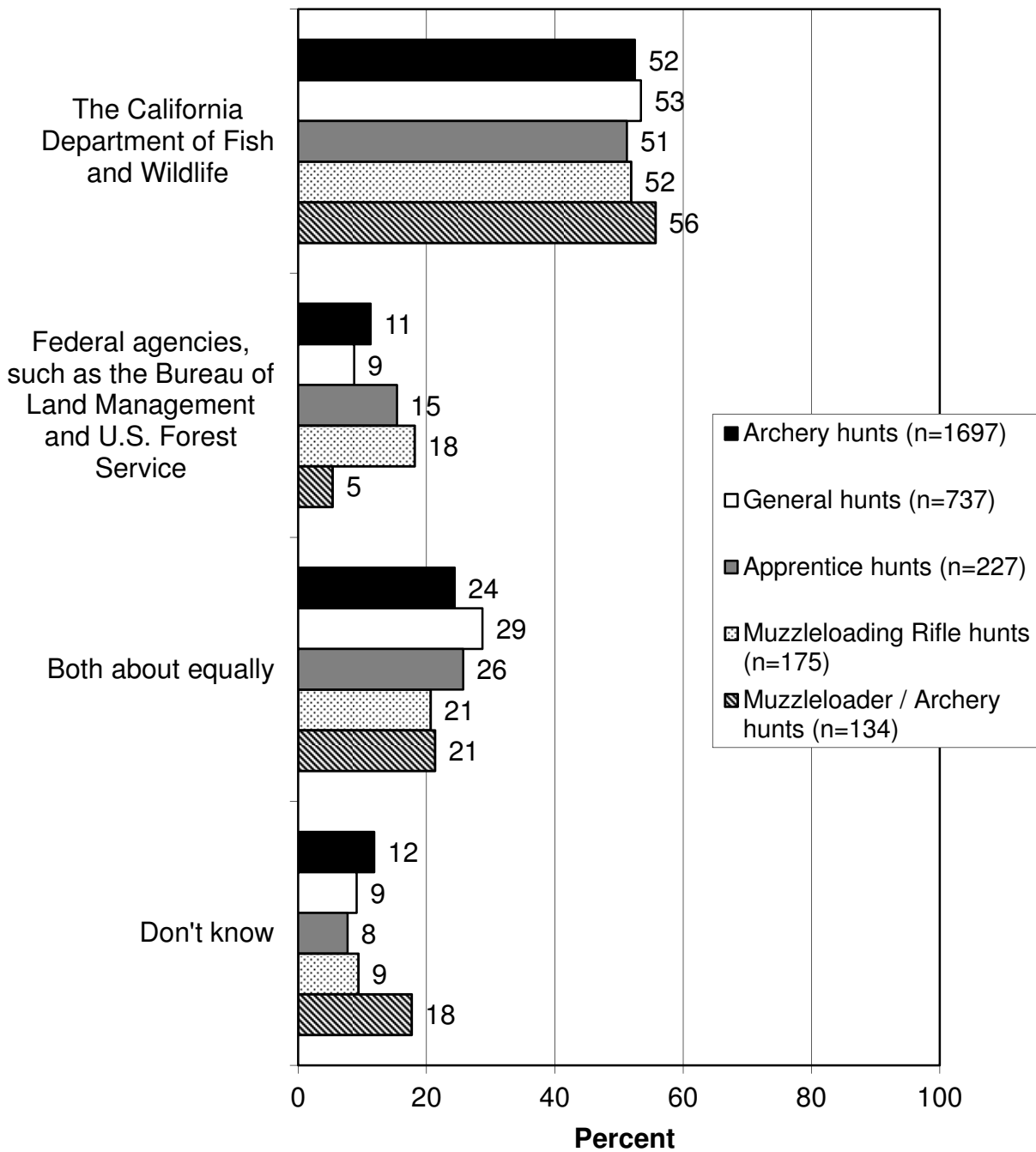
Q52/53. Who do you think manages deer populations on the majority of public land in California? Would you say...?



Q52/53. Who do you think manages deer populations on the majority of public land in California? Would you say...?



Q52/53. Who do you think manages deer populations on the majority of public land in California? Would you say...?



Q52/53. Who do you think manages deer populations on the majority of public land in California? Would you say...?				
	The California Department of Fish and Wildlife	Federal agencies, such as the Bureau of Land Management and	Both about equally	Don't know
A	54.6	12.1	20.7	12.6
A1	52.5	12.6	20.6	14.3
A11	52.0	12.0	24.0	12.0
A12	44.7	8.5	23.4	23.4
A13	63.6	9.1	9.1	18.2
A14	61.5	23.1	7.7	7.7
A15	43.5	8.7	17.4	30.4
A16	56.2	11.0	19.2	13.7
A17	58.3	12.5	22.9	6.3
A18	62.2	10.8	18.9	8.1
A19	41.9	9.7	32.3	16.1
A20	62.5	12.5	20.0	5.0
A21	40.0	13.3	33.3	13.3
A22	43.8	11.1	34.0	11.1
A24	49.0	10.2	22.4	18.4
A25	55.6	11.1	11.1	22.2
A26	56.3	6.3	25.0	12.5
A27	50.0		50.0	
A3	40.3	12.9	33.9	12.9
A30	27.3	13.6	22.7	36.4
A31	56.4	9.1	23.6	10.9
A32	31.3	9.4	31.3	28.1
A33	75.0	8.3		16.7
A4	50.0		50.0	
A5	47.8	13.0	17.4	21.7
A6	43.6	15.4	30.8	10.3
A7	56.1	7.0	22.8	14.0
A8	37.5	12.5	50.0	
A9	66.7		33.3	
AO	53.4	11.4	24.5	10.7
B	46.4	12.4	28.4	12.8
C	53.5	10.5	24.1	12.0
D10	48.0	7.9	29.9	14.2
D11	50.0	7.0	31.8	11.2
D12	56.0	10.0	24.7	9.3
D13	51.3	9.5	30.2	9.0
D14	58.5	9.7	20.8	11.0
D15	39.4	11.6	42.6	6.5
D16	50.0	12.7	28.1	9.2
D17	51.8	15.1	20.9	12.2
D19	42.2	9.8	41.6	6.4
D3-5	47.0	11.8	29.0	12.1
D6	55.5	8.3	26.5	9.7
D7	48.6	9.1	31.3	11.0
D8	47.1	12.2	31.8	9.0
D9	48.3	11.8	30.0	9.9

Q52/53. Who do you think manages deer populations on the majority of public land in California? Would you say...?				
	The California Department of Fish and Wildlife	Federal agencies, such as the Bureau of Land Management and	Both about equally	Don't know
G1	52.4	9.4	29.2	9.0
G10	55.1	2.0	40.8	2.0
G11	48.8	9.3	27.9	14.0
G12	76.5		17.6	5.9
G13	51.3	10.3	23.1	15.4
G19	64.3	14.3	7.1	14.3
G21	66.7	13.3	20.0	
G3	50.0	10.0	30.0	10.0
G37	53.8		30.8	15.4
G38	63.5	7.1	19.8	9.5
G39	40.0	20.0	40.0	
G6	56.5	17.4	17.4	8.7
G7	41.7	16.7	41.7	
G8	54.5	18.2	9.1	18.2
GO		40.0	60.0	
J1	40.0	20.0	20.0	20.0
J10	73.3		16.7	10.0
J11	36.8	26.3	31.6	5.3
J12	66.7		33.3	
J13	33.3	44.4	22.2	
J14	33.3		55.6	11.1
J15	25.0	25.0	50.0	
J16	43.3	20.0	30.0	6.7
J17	35.7	21.4	28.6	14.3
J18	57.1	14.3	19.0	9.5
J19	100.0			
J20	80.0	20.0		
J21	50.0		35.0	15.0
J3	33.3	33.3	22.2	11.1
J4	75.0		12.5	12.5
J7	50.0	50.0		
J8			100.0	
J9	100.0			
M11	44.4		33.3	22.2
M3	47.1	17.6	29.4	5.9
M4	22.2		66.7	11.1
M5	25.0	25.0	50.0	
M6	53.3	22.2	13.3	11.1
M7	54.5	19.7	19.7	6.1
M8	61.5	15.4	7.7	15.4
M9	50.0	16.7	16.7	16.7
MA1	53.8	8.8	26.3	11.3
MA3	57.4	1.9	16.7	24.1
OZ	80.0	20.0		
X1	36.1	14.8	34.8	14.2
X10	54.5	7.7	23.8	14.0
X12	52.8	7.1	29.2	10.8
X2	55.7	12.5	25.0	6.8

Q52/53. Who do you think manages deer populations on the majority of public land in California? Would you say...?				
	The California Department of Fish and Wildlife	Federal agencies, such as the Bureau of Land Management and	Both about equally	Don't know
X3A	42.3	17.6	30.3	9.9
X3B	42.9	12.3	27.9	16.9
X4	42.4	11.9	28.5	17.2
X5A	38.8	18.4	34.7	8.2
X5B	45.2	19.4	29.0	6.5
X6A	48.1	12.0	30.1	9.8
X6B	48.9	8.6	30.9	11.5
X7A	53.7	12.0	26.9	7.4
X7B	35.6	12.3	34.2	17.8
X8	48.1	11.3	32.1	8.5
X9A	57.3	6.2	25.3	11.1
X9B	62.4	7.2	20.0	10.4
X9C	53.8	9.2	26.9	10.1

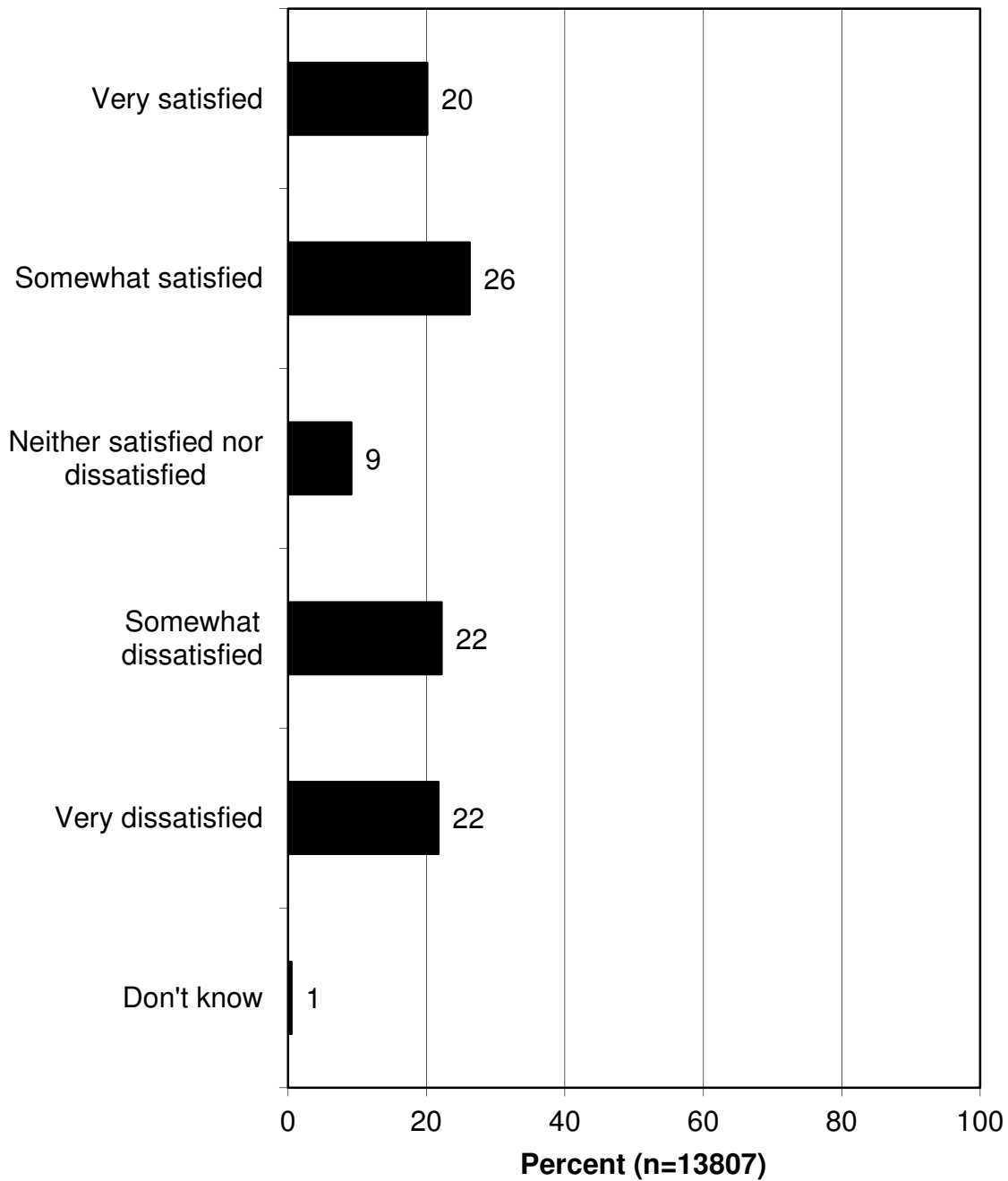
RATINGS OF DEER HUNTING IN CALIFORNIA

RATINGS OF DEER HUNTING IN GENERAL

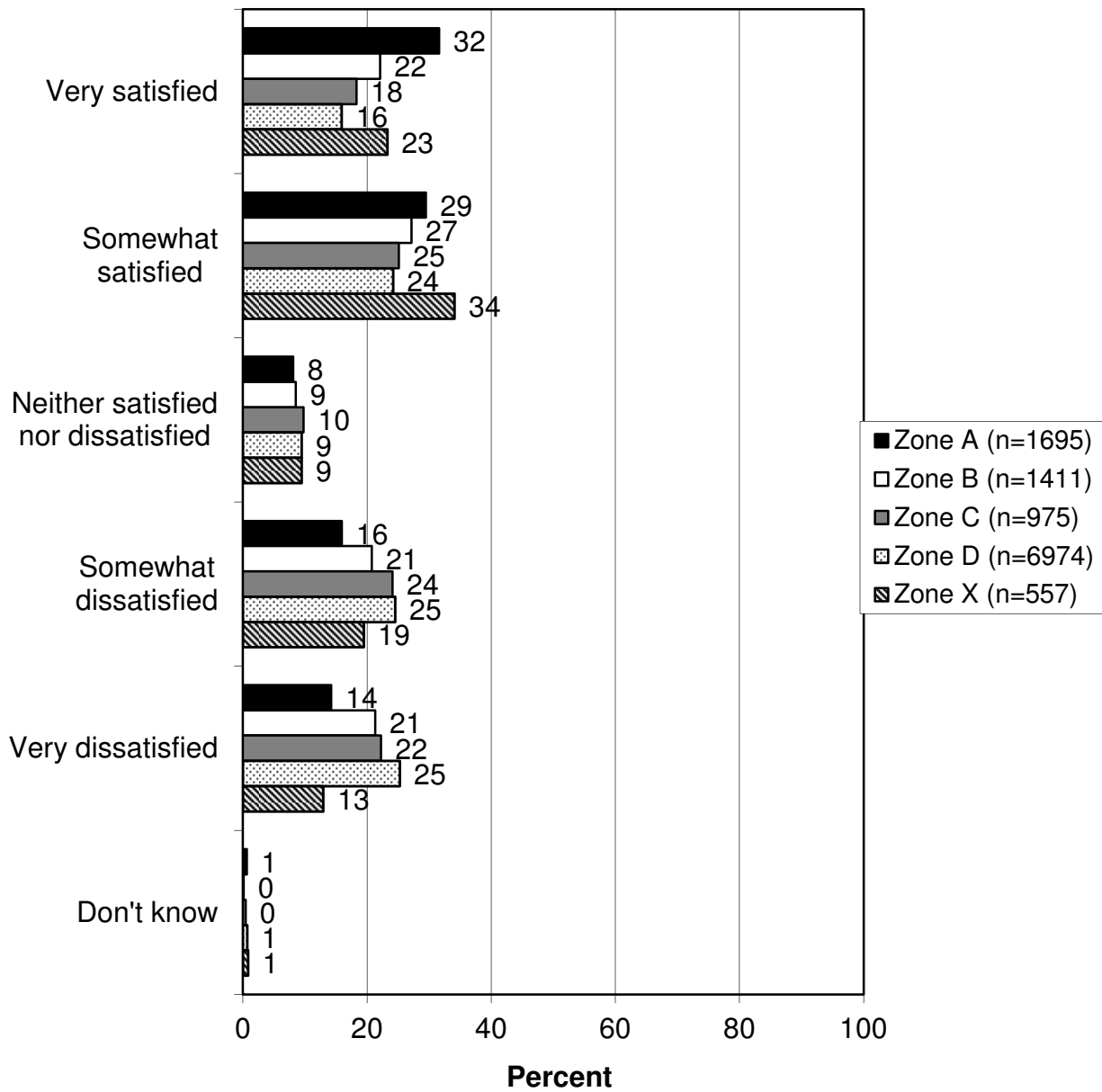
- Deer hunters are about evenly divided regarding satisfaction with deer hunting in California over the past 5 years: 46% are satisfied, but 44% are dissatisfied (the rest answer neutrally).
 - One analysis compared the percentage of hunters overall who were satisfied with the percentages of various groups who were satisfied. Zone A hunters and new hunters were more likely to be satisfied, compared to hunters overall.
 - The most common reasons for *not* being more satisfied (asked of everybody who gave a rating other than *very* satisfied) include a lack of deer, lack of harvest success, and crowding.

- When asked whether the quality of deer hunting in California over the past 5 years has gotten better or worse (or remained the same), the majority of deer hunters (59%) say it has declined. This is well more than the percentage who say it has improved (5%) or has remained the same (26%).
 - One analysis compared the percentage of hunters overall who think the quality of deer hunting has declined with the percentages of various groups who think that it has declined. Long-time hunters and those who hunted both inside and outside of California are more likely to say it has declined, compared to hunters overall.

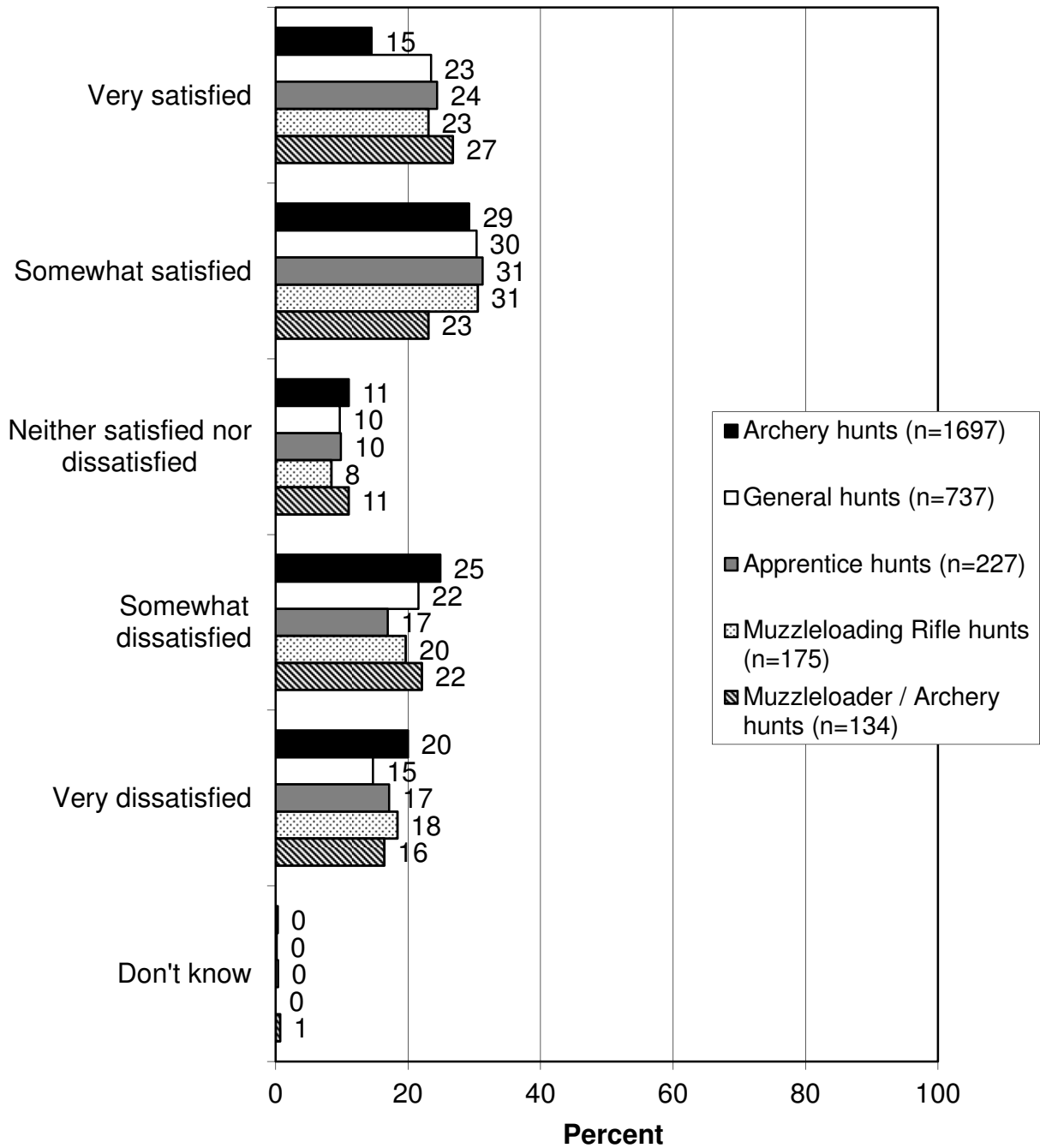
Q17. In general, how satisfied or dissatisfied were you with your deer hunting experiences in California in the past 5 years?



Q17. In general, how satisfied or dissatisfied were you with your deer hunting experiences in California in the past 5 years?



Q17. In general, how satisfied or dissatisfied were you with your deer hunting experiences in California in the past 5 years?



Q17. In general, how satisfied or dissatisfied were you with your deer hunting experiences in California in the past 5 years?						
	Very satisfied	Somewhat satisfied	Neither satisfied nor dissatisfied	Somewhat dissatisfied	Very dissatisfied	Don't know
A	31.6	29.5	8.1	15.9	14.2	0.6
A1	17.0	29.6	11.7	22.0	19.7	
A11	16.0	28.0	20.0	28.0	4.0	4.0
A12	23.4	38.3	12.8	8.5	17.0	
A13	13.6	31.8	22.7	22.7	9.1	
A14	23.1	15.4	7.7	46.2	7.7	
A15	17.4	30.4	4.3	34.8	13.0	
A16	32.9	32.9	4.1	20.5	9.6	
A17	25.0	27.1	12.5	18.8	16.7	
A18	24.3	45.9	5.4	16.2	5.4	2.7
A19	16.1	25.8	9.7	29.0	19.4	
A20	15.0	27.5	5.0	20.0	32.5	
A21		6.7	13.3	46.7	33.3	
A22	17.0	30.1	13.1	22.2	17.0	0.7
A24	36.7	22.4	2.0	20.4	18.4	
A25	16.7	38.9	11.1	11.1	22.2	
A26	31.3	31.3	6.3	18.8	12.5	
A27	50.0				50.0	
A3	22.6	43.5	6.5	14.5	12.9	
A30	9.1	22.7	13.6	31.8	18.2	4.5
A31	18.8	20.6	11.5	23.0	25.5	0.6
A32	25.0	25.0	15.6	18.8	15.6	
A33	33.3	37.5	4.2	8.3	16.7	
A4	33.3	33.3		33.3		
A5	30.4	26.1	4.3	17.4	21.7	
A6	30.8	20.5	15.4	20.5	12.8	
A7	19.3	40.4	14.0	17.5	7.0	1.8
A8	37.5		12.5	25.0	25.0	
A9		33.3	33.3		33.3	
AO	10.2	29.5	10.9	27.8	21.4	0.2
B	22.1	27.1	8.5	20.8	21.3	0.1
C	18.6	24.1	9.3	24.6	22.9	0.5
D10	32.3	24.4	7.1	17.3	18.9	
D11	19.2	19.6	11.7	28.5	19.2	1.9
D12	48.0	32.0	7.3	7.3	4.7	0.7
D13	20.6	17.1	9.5	23.6	28.6	0.5
D14	13.6	24.2	10.2	28.8	23.3	
D15	26.5	27.7	7.1	16.8	20.6	1.3
D16	22.9	25.3	13.0	26.3	12.3	0.3
D17	38.8	23.7	10.1	12.9	13.7	0.7
D19	26.0	31.8	6.4	15.6	19.7	0.6
D3-5	15.3	25.9	9.9	24.2	23.9	0.8
D6	8.0	23.6	11.3	26.5	30.0	0.5
D7	8.9	16.4	8.9	26.6	38.1	1.0
D8	14.4	22.5	6.5	25.7	30.6	0.2
D9	14.3	26.1	5.9	24.6	29.1	
G1	20.2	30.3	10.5	22.8	16.1	

Q17. In general, how satisfied or dissatisfied were you with your deer hunting experiences in California in the past 5 years?						
	Very satisfied	Somewhat satisfied	Neither satisfied nor dissatisfied	Somewhat dissatisfied	Very dissatisfied	Don't know
G10	40.8	30.6	8.2	12.2	8.2	
G11	27.9	32.6	7.0	23.3	7.0	2.3
G12	35.3	11.8	17.6	17.6	17.6	
G13	17.9	34.2	7.7	20.5	19.7	
G19	28.6	28.6	7.1	28.6	7.1	
G21	33.3	46.7	6.7	13.3		
G3	25.0	15.0	15.0	25.0	15.0	5.0
G37	15.4	15.4	7.7	38.5	23.1	
G38	30.2	29.4	6.3	20.6	13.5	
G39	20.0	40.0	40.0			
G6	17.4	17.4	17.4	26.1	21.7	
G7	41.7	33.3		25.0		
G8	18.2	36.4	18.2	18.2	9.1	
GO	40.0	40.0			20.0	
J1	40.0	40.0			20.0	
J10	30.0	33.3	13.3	3.3	20.0	
J11	26.3	42.1	10.5	21.1		
J12		33.3		33.3	33.3	
J13	44.4	22.2	22.2		11.1	
J14	33.3	44.4		11.1	11.1	
J15	25.0	50.0			25.0	
J16	20.0	20.0	13.3	30.0	16.7	
J17	14.3	42.9	7.1	28.6	7.1	
J18	21.4	33.3	4.8	7.1	33.3	
J19	42.9	42.9		14.3		
J20	10.0	20.0	20.0	20.0	30.0	
J21	15.0	35.0	15.0	20.0	10.0	5.0
J3	22.2	44.4		11.1	22.2	
J4	12.5			25.0	62.5	
J7	25.0	25.0	25.0	25.0		
J8				100.0		
J9		100.0				
M11	44.4	44.4	11.1			
M3	29.4	23.5	5.9	29.4	11.8	
M4	33.3	44.4		11.1	11.1	
M5	25.0	50.0		25.0		
M6	28.9	26.7	11.1	15.6	17.8	
M7	16.7	30.3	7.6	22.7	22.7	
M8	15.4	38.5	15.4	7.7	23.1	
M9	25.0	16.7		41.7	16.7	
MA1	23.8	27.5	7.5	27.5	12.5	1.3
MA3	29.6	18.5	14.8	16.7	20.4	
OZ	60.0			40.0		
X1	14.2	35.5	9.7	20.0	20.6	
X10	24.5	32.2	7.0	18.2	18.2	
X12	12.3	34.4	10.4	21.2	21.7	
X2	19.3	27.3	9.1	22.7	21.6	
X3A	22.5	32.4	9.2	17.6	18.3	
X3B	21.4	35.7	1.3	24.0	16.9	0.6

Q17. In general, how satisfied or dissatisfied were you with your deer hunting experiences in California in the past 5 years?						
	Very satisfied	Somewhat satisfied	Neither satisfied nor dissatisfied	Somewhat dissatisfied	Very dissatisfied	Don't know
X4	17.2	26.5	6.6	23.8	25.2	0.7
X5A	28.6	28.6	6.1	14.3	22.4	
X5B	12.9	29.0	9.7	25.8	22.6	
X6A	12.8	32.3	12.8	24.1	17.3	0.8
X6B	23.7	30.9	4.3	28.1	12.9	
X7A	13.0	25.9	10.2	32.4	17.6	0.9
X7B	17.8	27.4	2.7	24.7	24.7	2.7
X8	21.7	29.2	9.4	18.9	20.8	
X9A	21.8	27.6	12.0	18.2	20.0	0.4
X9B	23.2	35.2	9.6	16.0	15.2	0.8
X9C	34.5	22.7	10.1	24.4	7.6	0.8

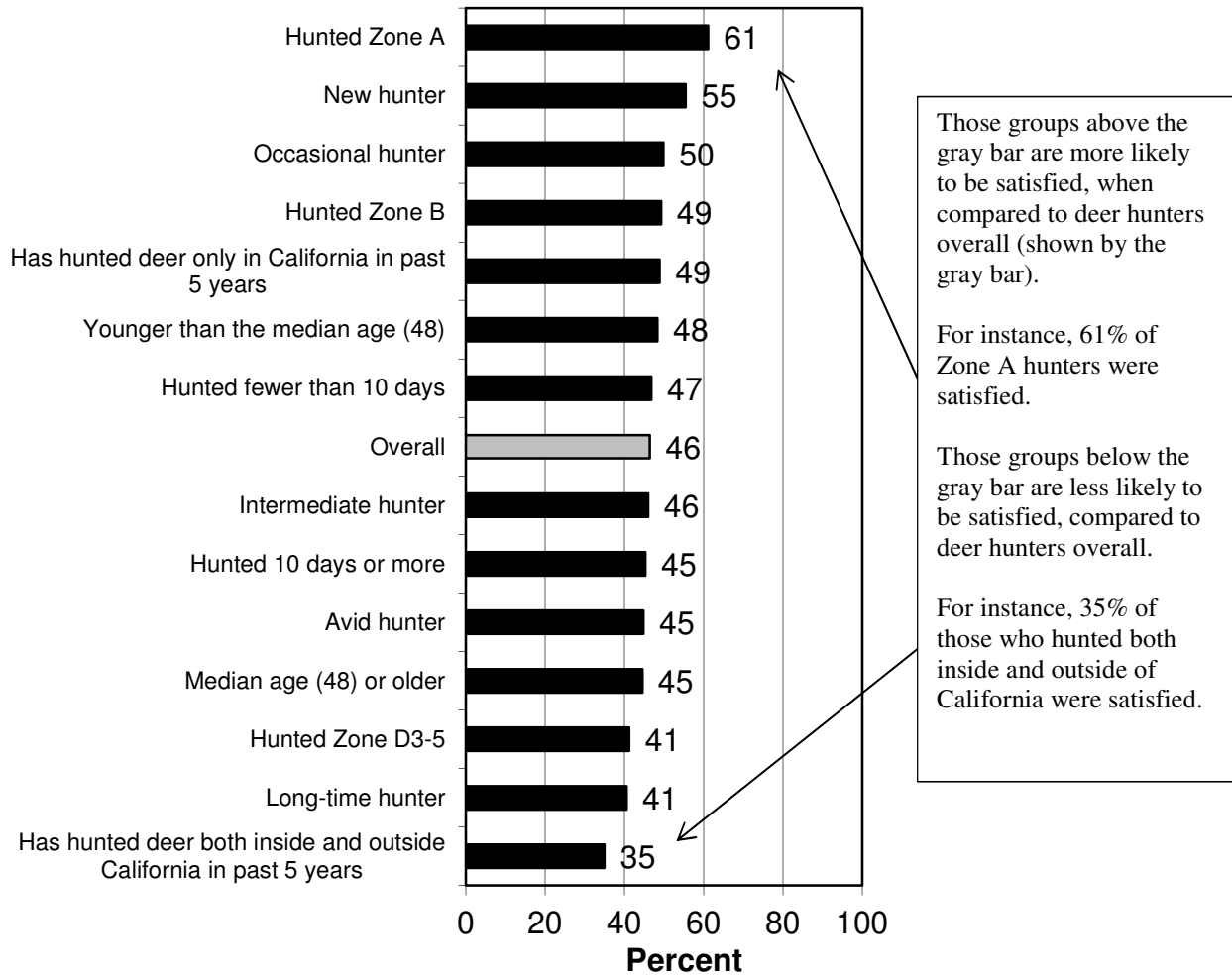
The tabulation for overall satisfaction is also shown sorted by highest percent *very* satisfied to lowest.

Q17. In general, how satisfied or dissatisfied were you with your deer hunting experiences in California in the past 5 years?						
	Very satisfied	Somewhat satisfied	Neither satisfied nor dissatisfied	Somewhat dissatisfied	Very dissatisfied	Don't know
M6	28.9	26.7	11.1	15.6	17.8	
G11	27.9	32.6	7.0	23.3	7.0	2.3
A6	30.8	20.5	15.4	20.5	12.8	
MA3	29.6	18.5	14.8	16.7	20.4	
G19	28.6	28.6	7.1	28.6	7.1	
X5A	28.6	28.6	6.1	14.3	22.4	
D15	26.5	27.7	7.1	16.8	20.6	1.3
X10	24.5	32.2	7.0	18.2	18.2	
A5	30.4	26.1	4.3	17.4	21.7	
M3	29.4	23.5	5.9	29.4	11.8	
A26	31.3	31.3	6.3	18.8	12.5	
J11	26.3	42.1	10.5	21.1		
A18	24.3	45.9	5.4	16.2	5.4	2.7
MA1	23.8	27.5	7.5	27.5	12.5	1.3
X6B	23.7	30.9	4.3	28.1	12.9	
A12	23.4	38.3	12.8	8.5	17.0	
X9B	23.2	35.2	9.6	16.0	15.2	0.8
A14	23.1	15.4	7.7	46.2	7.7	
D16	22.9	25.3	13.0	26.3	12.3	0.3
A3	22.6	43.5	6.5	14.5	12.9	
X3A	22.5	32.4	9.2	17.6	18.3	
J3	22.2	44.4		11.1	22.2	
B	22.1	27.1	8.5	20.8	21.3	0.1
X9A	21.8	27.6	12.0	18.2	20.0	0.4
X8	21.7	29.2	9.4	18.9	20.8	
J18	21.4	33.3	4.8	7.1	33.3	
X3B	21.4	35.7	1.3	24.0	16.9	0.6
D13	20.6	17.1	9.5	23.6	28.6	0.5
G1	20.2	30.3	10.5	22.8	16.1	
G39	20.0	40.0	40.0			
J16	20.0	20.0	13.3	30.0	16.7	
A7	19.3	40.4	14.0	17.5	7.0	1.8
X2	19.3	27.3	9.1	22.7	21.6	
D11	19.2	19.6	11.7	28.5	19.2	1.9
A31	18.8	20.6	11.5	23.0	25.5	0.6
C	18.6	24.1	9.3	24.6	22.9	0.5
G8	18.2	36.4	18.2	18.2	9.1	
G13	17.9	34.2	7.7	20.5	19.7	
X7B	17.8	27.4	2.7	24.7	24.7	2.7
A15	17.4	30.4	4.3	34.8	13.0	
G6	17.4	17.4	17.4	26.1	21.7	
X4	17.2	26.5	6.6	23.8	25.2	0.7
A1	17.0	29.6	11.7	22.0	19.7	
A22	17.0	30.1	13.1	22.2	17.0	0.7
A25	16.7	38.9	11.1	11.1	22.2	

Q17. In general, how satisfied or dissatisfied were you with your deer hunting experiences in California in the past 5 years?						
	Very satisfied	Somewhat satisfied	Neither satisfied nor dissatisfied	Somewhat dissatisfied	Very dissatisfied	Don't know
M7	16.7	30.3	7.6	22.7	22.7	
A19	16.1	25.8	9.7	29.0	19.4	
A11	16.0	28.0	20.0	28.0	4.0	4.0
G37	15.4	15.4	7.7	38.5	23.1	
M8	15.4	38.5	15.4	7.7	23.1	
D3-5	15.3	25.9	9.9	24.2	23.9	0.8
A20	15.0	27.5	5.0	20.0	32.5	
J21	15.0	35.0	15.0	20.0	10.0	5.0
D8	14.4	22.5	6.5	25.7	30.6	0.2
D9	14.3	26.1	5.9	24.6	29.1	
J17	14.3	42.9	7.1	28.6	7.1	
X1	14.2	35.5	9.7	20.0	20.6	
A13	13.6	31.8	22.7	22.7	9.1	
D14	13.6	24.2	10.2	28.8	23.3	
X7A	13.0	25.9	10.2	32.4	17.6	0.9
X5B	12.9	29.0	9.7	25.8	22.6	
X6A	12.8	32.3	12.8	24.1	17.3	0.8
J4	12.5			25.0	62.5	
X12	12.3	34.4	10.4	21.2	21.7	
AO	10.2	29.5	10.9	27.8	21.4	0.2
J20	10.0	20.0	20.0	20.0	30.0	
A30	9.1	22.7	13.6	31.8	18.2	4.5
D7	8.9	16.4	8.9	26.6	38.1	1.0
D6	8.0	23.6	11.3	26.5	30.0	0.5
J13	44.4	22.2	22.2		11.1	
M11	44.4	44.4	11.1			
J19	42.9	42.9		14.3		
G7	41.7	33.3		25.0		
G10	40.8	30.6	8.2	12.2	8.2	
D17	38.8	23.7	10.1	12.9	13.7	0.7
A8	37.5		12.5	25.0	25.0	
A24	36.7	22.4	2.0	20.4	18.4	
G12	35.3	11.8	17.6	17.6	17.6	
X9C	34.5	22.7	10.1	24.4	7.6	0.8
A33	33.3	37.5	4.2	8.3	16.7	
A4	33.3	33.3		33.3		
G21	33.3	46.7	6.7	13.3		
J14	33.3	44.4		11.1	11.1	
M4	33.3	44.4		11.1	11.1	
A16	32.9	32.9	4.1	20.5	9.6	
D10	32.3	24.4	7.1	17.3	18.9	
A	31.6	29.5	8.1	15.9	14.2	0.6
G38	30.2	29.4	6.3	20.6	13.5	
A17	25.0	27.1	12.5	18.8	16.7	
A21		6.7	13.3	46.7	33.3	
A27	50.0				50.0	
A32	25.0	25.0	15.6	18.8	15.6	
A9		33.3	33.3		33.3	
D12	48.0	32.0	7.3	7.3	4.7	0.7

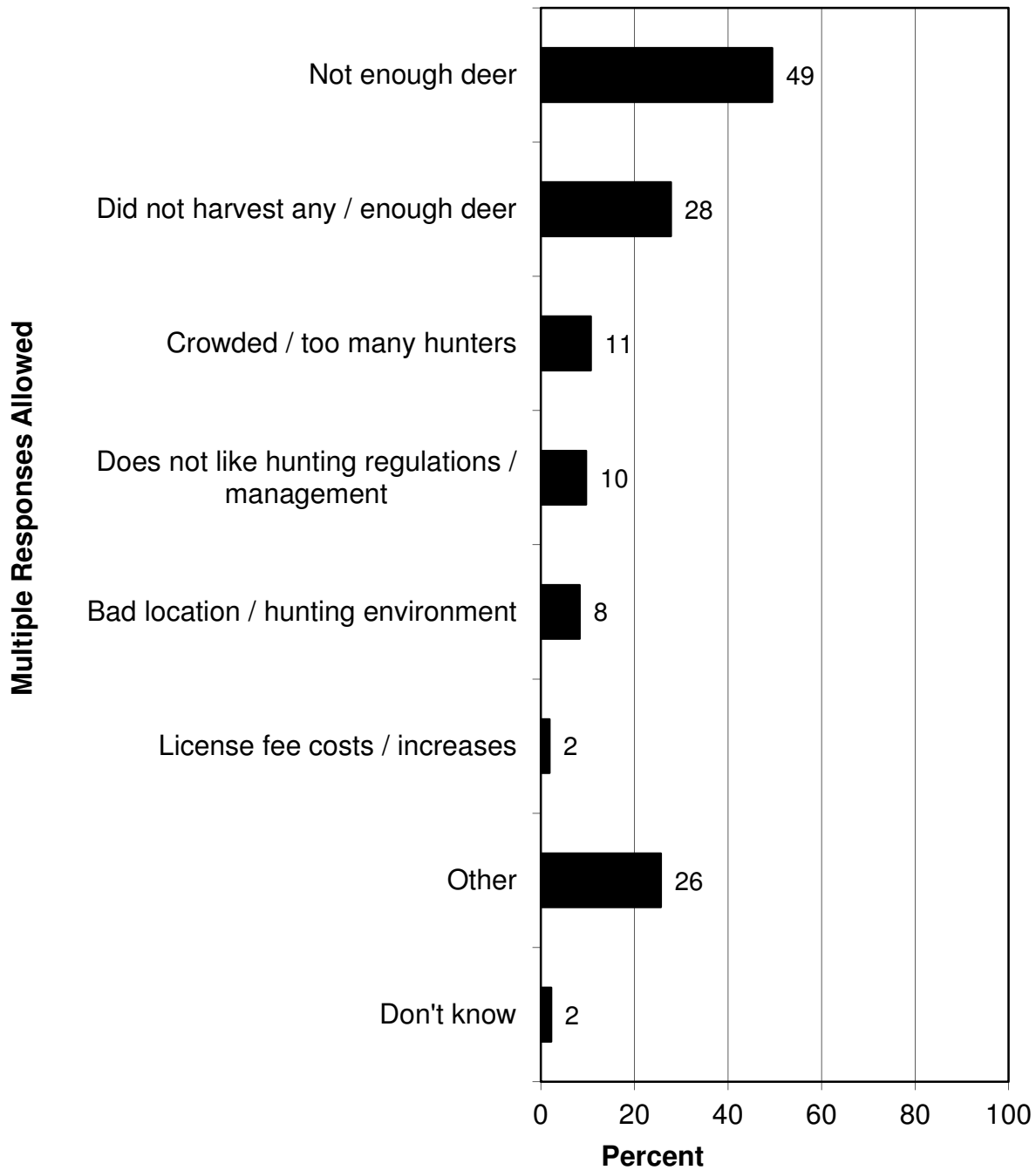
Q17. In general, how satisfied or dissatisfied were you with your deer hunting experiences in California in the past 5 years?						
	Very satisfied	Somewhat satisfied	Neither satisfied nor dissatisfied	Somewhat dissatisfied	Very dissatisfied	Don't know
D19	26.0	31.8	6.4	15.6	19.7	0.6
G3	25.0	15.0	15.0	25.0	15.0	5.0
GO	40.0	40.0			20.0	
J1	40.0	40.0			20.0	
J10	30.0	33.3	13.3	3.3	20.0	
J12		33.3		33.3	33.3	
J15	25.0	50.0			25.0	
J7	25.0	25.0	25.0	25.0		
J8				100.0		
J9		100.0				
M5	25.0	50.0		25.0		
M9	25.0	16.7		41.7	16.7	
OZ	60.0			40.0		

Percent of the following groups who are generally satisfied with their deer hunting experiences in California in past 5 years:

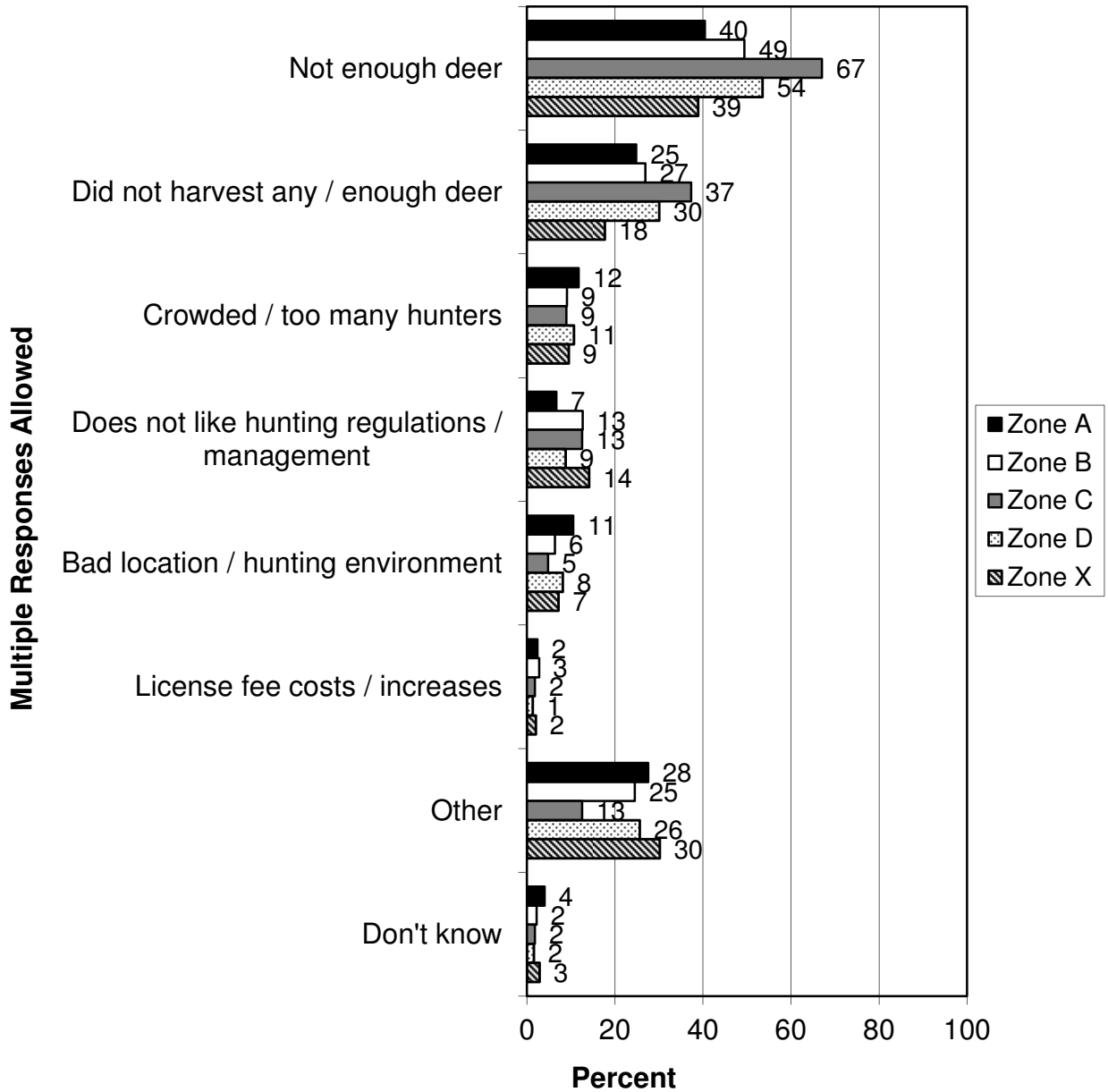


Q20. Why weren't you more satisfied? (Asked of those not very satisfied.)

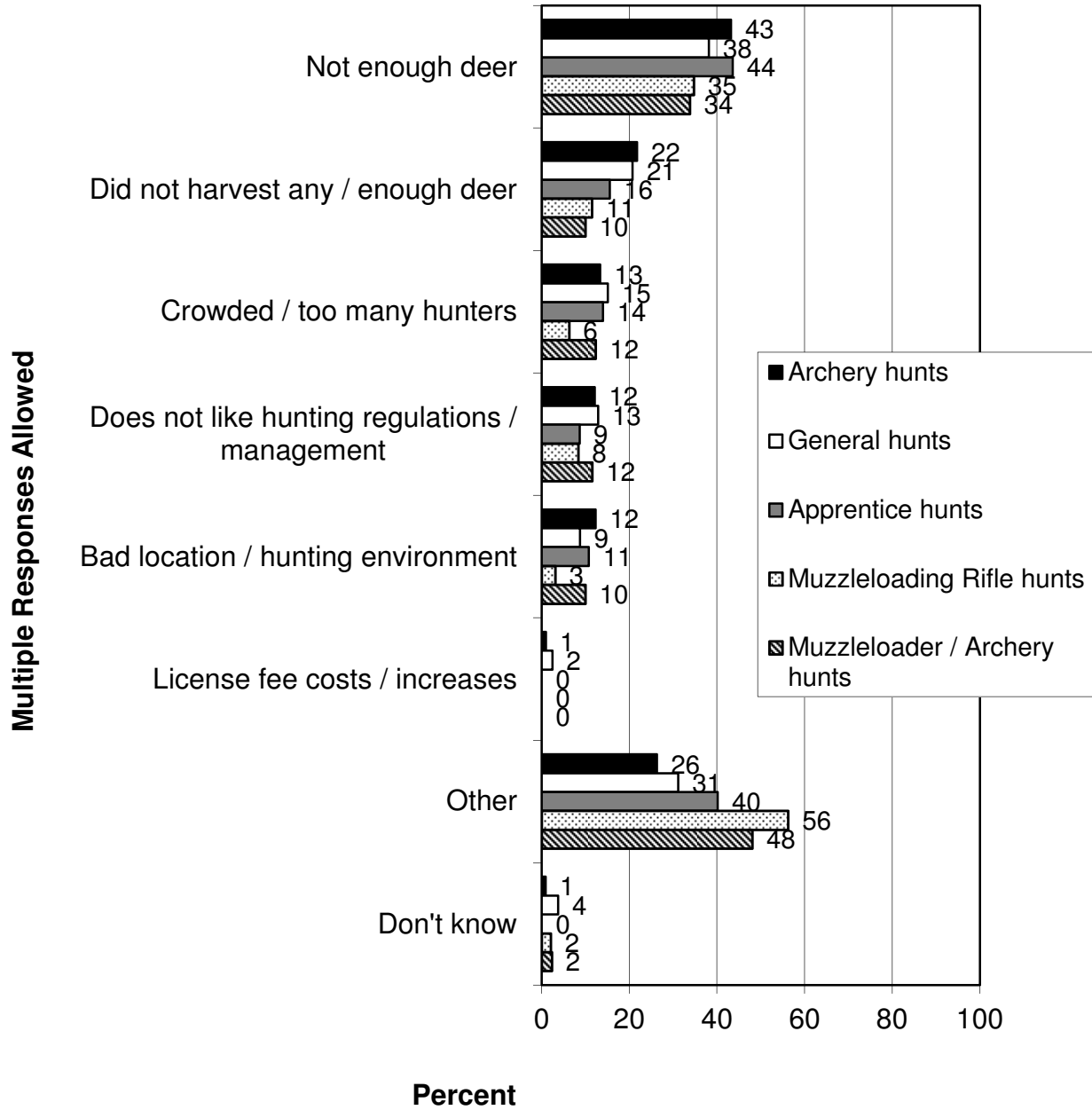
Telephone survey results.



Q20. Why weren't you more satisfied? (Asked of those not very satisfied.)



Q20. Why weren't you more satisfied? (Asked of those not very satisfied.)

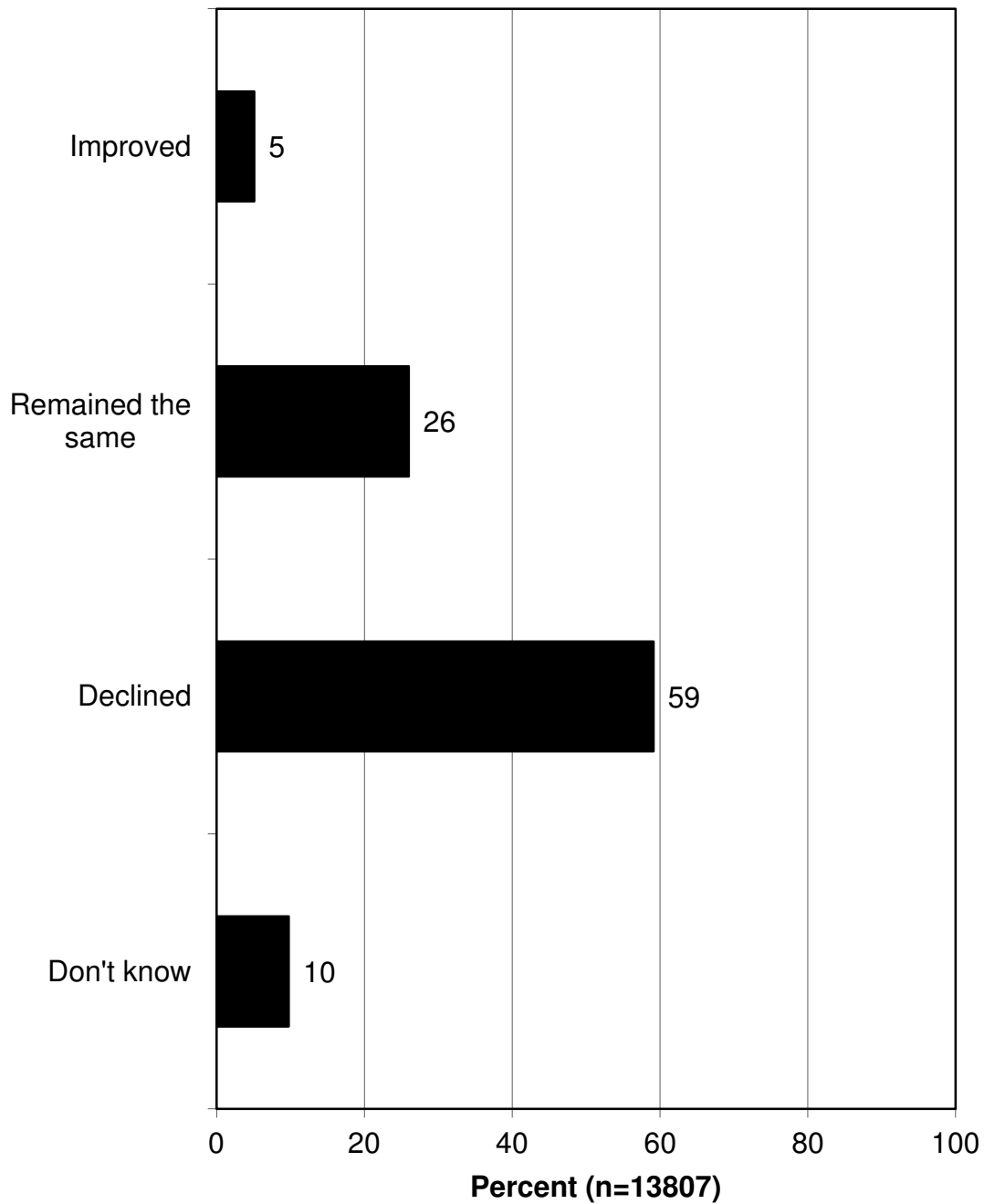


Q20. Why weren't you more satisfied? (Asked of those not very satisfied.)								
	Not enough deer	Did not harvest any / enough deer	Crowded / too many hunters	Does not like hunting regulations / management	Bad location / hunting environment	License fee costs / increases	Other	Don't know
A	40	25	12	7	11	2	28	4
A1	68	29	12	12	0	0	12	0
A11	43	0	0	14	14	0	71	0
A12	25	6	6	11	17	0	36	6
A13	44	0	22	11	11	0	11	0
A14	20	0	20	0	0	20	40	0
A15	55	39	14	9	9	0	14	9
A16	39	21	10	21	5	5	34	0
A17	43	14	0	29	7	0	21	0
A18	29	24	12	12	6	0	29	6
A19	23	0	0	50	0	0	50	0
A20	19	27	0	5	5	0	46	0
A21	37	11	28	28	0	0	28	0
A22	22	15	15	17	25	3	30	2
A24	38	15	0	15	8	0	54	0
A25	17	17	0	17	33	0	50	0
A3	65	21	8	13	4	4	27	0
A30	45	35	0	35	10	0	20	0
A31	55	26	13	11	18	0	5	0
A32	36	19	27	27	0	0	45	0
A33	38	25	0	0	0	0	63	0
A4	50	0	50	0	0	0	0	0
A5	89	0	11	0	11	11	0	0
A6	69	44	13	0	0	13	24	0
A7	34	5	22	5	9	5	39	5
A8	100	50	50	0	50	0	0	0
A9	0	0	0	0	0	0	0	100
AO	43	24	15	7	15	0	30	0
B	49	27	9	13	6	3	25	2
C	67	39	8	13	6	2	13	2
D10	60	34	11	6	10	1	32	0
D11	66	34	8	8	13	3	24	3
D12	23	45	10	7	6	0	30	0
D13	55	30	8	11	11	2	28	0
D14	58	36	19	6	16	3	16	6
D15	48	22	9	10	24	1	22	2
D16	15	41	18	3	9	3	21	3
D17	58	36	21	12	3	0	21	3
D19	53	32	12	8	9	1	31	0
D3-5	50	31	11	8	9	1	25	2
D6	64	29	5	14	2	5	17	0
D7	63	32	9	10	6	1	29	2
D8	62	30	9	5	4	1	18	0
D9	56	17	14	8	3	2	30	0
G1	42	17	22	11	8	3	31	3
G10	16	26	5	16	5	0	26	11
G11	41	35	6	12	0	6	41	6

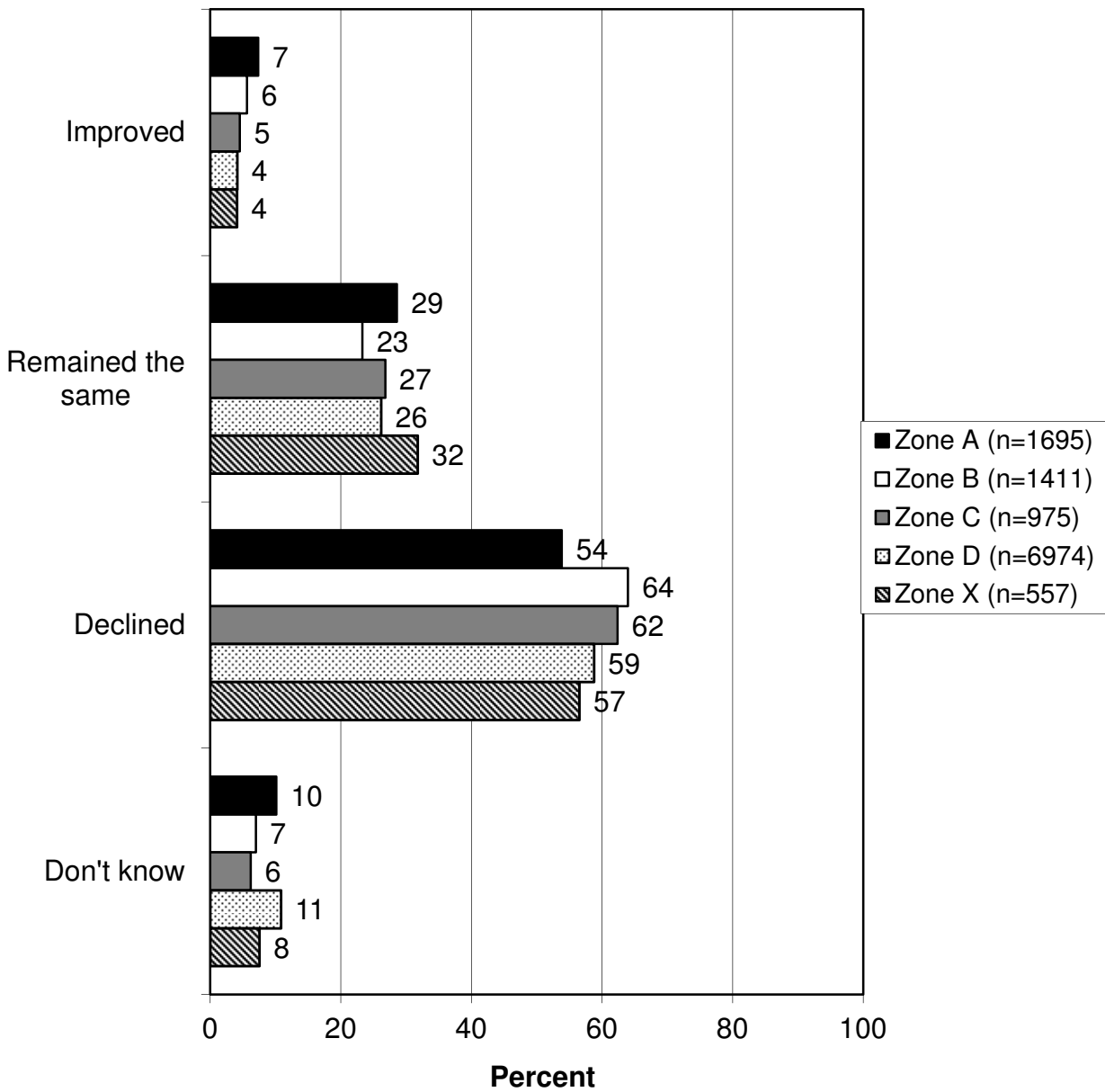
Q20. Why weren't you more satisfied? (Asked of those not very satisfied.)								
	Not enough deer	Did not harvest any / enough deer	Crowded / too many hunters	Does not like hunting regulations / management	Bad location / hunting environment	License fee costs / increases	Other	Don't know
G12	56	0	0	0	0	0	56	0
G13	45	20	14	16	20	0	29	2
G19	71	29	0	0	0	0	0	0
G21	17	58	17	0	17	0	42	0
G3	29	0	0	0	29	0	50	0
G37	67	33	17	33	0	0	17	0
G38	37	13	27	17	10	3	20	0
G39	0	0	0	0	0	0	100	0
G6	45	11	0	11	11	0	55	0
G7	50	0	0	0	0	0	50	0
G8	78	22	0	22	22	44	56	0
GO	50	0	50	0	0	0	0	0
J1	0	64	36	0	0	0	36	0
J10	30	13	23	0	13	0	41	0
J11	24	9	0	0	9	0	59	0
J12	0	0	50	0	0	0	50	0
J13	24	24	24	0	24	0	24	0
J14	78	78	0	0	0	0	22	0
J15	50	0	0	0	0	0	50	0
J16	59	21	16	4	9	0	38	0
J17	28	11	11	44	0	0	44	0
J18	63	16	13	13	13	0	25	0
J19	0	0	50	27	27	0	50	0
J20	57	0	21	0	14	0	21	0
J21	61	7	0	14	7	0	54	0
J3	30	30	0	11	0	0	44	0
J4	100	0	0	0	0	0	25	0
J7	100	0	0	36	0	0	0	0
J8	0	0	0	0	50	0	100	0
J9	0	0	0	0	0	0	100	0
M11	50	0	0	0	0	0	50	0
M3	17	17	0	33	17	0	33	0
M4	67	0	0	33	0	0	0	0
M5	0	100	0	0	0	0	0	0
M6	42	15	15	15	15	0	42	0
M7	32	12	9	4	0	0	64	4
M8	33	0	0	0	0	0	67	0
M9	50	0	0	0	0	0	50	0
MA1	42	10	3	13	10	0	45	0
MA3	24	10	24	10	10	0	53	5
X1	60	9	5	11	0	4	34	4
X10	54	13	16	8	4	0	48	0
X12	49	26	7	7	2	0	38	3
X2	45	7	7	20	6	0	32	0
X3A	48	12	2	10	12	2	46	0
X3B	52	12	14	20	2	2	32	0
X4	54	20	6	6	4	0	42	2
X5A	50	9	5	9	0	0	34	0
X5B	60	7	7	7	7	0	27	0

Q20. Why weren't you more satisfied? (Asked of those not very satisfied.)								
	Not enough deer	Did not harvest any / enough deer	Crowded / too many hunters	Does not like hunting regulations / management	Bad location / hunting environment	License fee costs / increases	Other	Don't know
X6A	54	9	9	6	9	2	31	0
X6B	37	19	7	24	15	2	17	12
X7A	60	27	12	23	2	0	29	0
X7B	59	10	10	19	10	0	34	3
X8	65	8	8	16	3	3	30	0
X9A	55	35	13	18	7	7	25	2
X9B	43	21	15	15	9	0	36	0
X9C	35	20	20	6	4	0	30	2

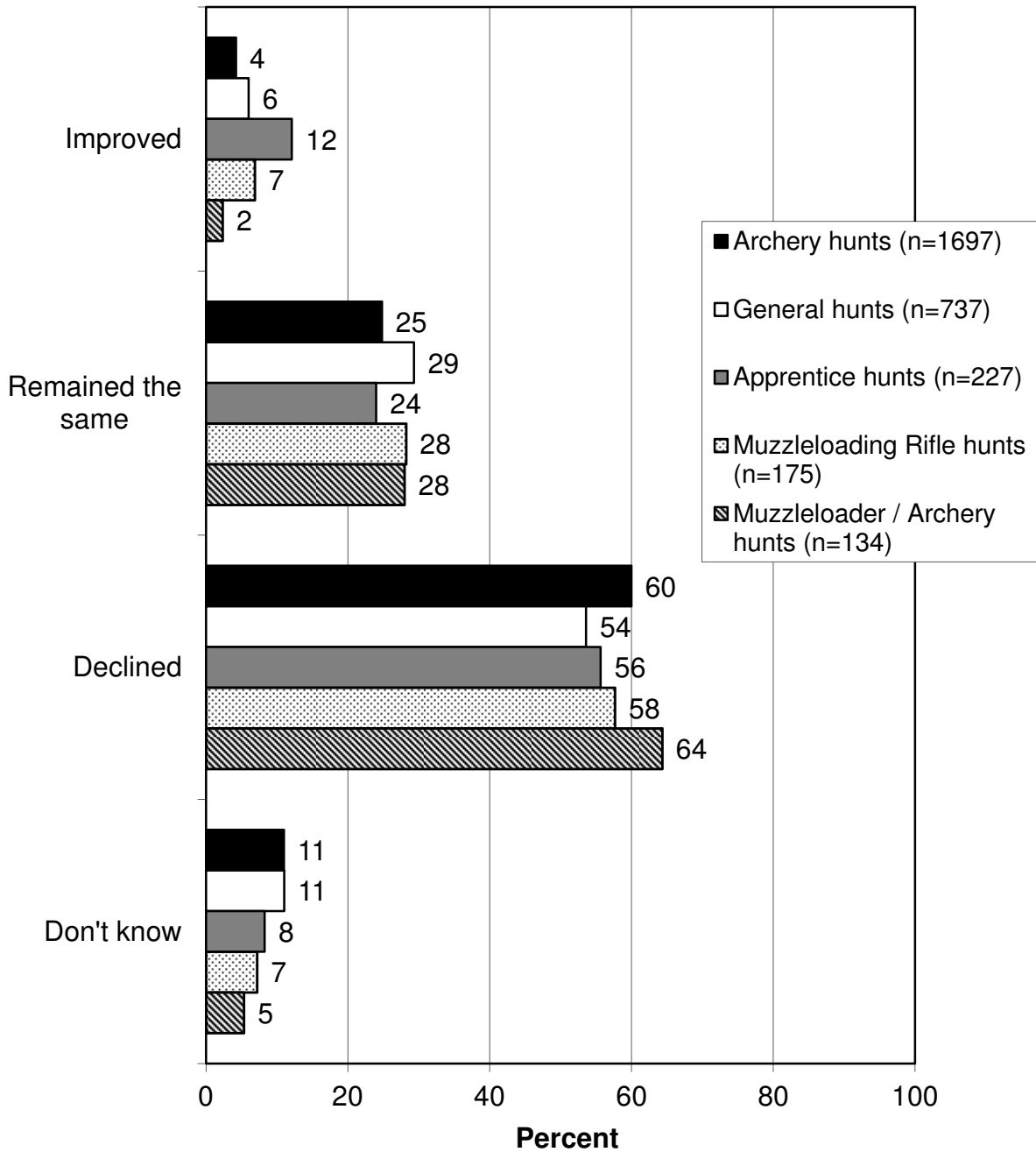
Q23. Has the quality of deer hunting in California improved, remained the same, or declined in the past 5 years?



Q23. Has the quality of deer hunting in California improved, remained the same, or declined in the past 5 years?



Q23. Has the quality of deer hunting in California improved, remained the same, or declined in the past 5 years?



Q23. Has the quality of deer hunting in California improved, remained the same, or declined in the past 5 years?				
	Improved	Remained the same	Declined	Don't know
A	7.4	28.6	53.9	10.1
A1	5.8	27.8	61.4	4.9
A11		40.0	60.0	
A12	10.6	31.9	55.3	2.1
A13	4.5	40.9	45.5	9.1
A14		23.1	69.2	7.7
A15	4.3	13.0	78.3	4.3
A16	6.8	35.6	41.1	16.4
A17	4.2	29.2	60.4	6.3
A18	2.7	40.5	51.4	5.4
A19	3.2	16.1	58.1	22.6
A20		27.5	60.0	12.5
A21		13.3	73.3	13.3
A22	8.5	32.0	44.4	15.0
A24	4.1	36.7	53.1	6.1
A25	5.6	16.7	61.1	16.7
A26	12.5	31.3	50.0	6.3
A27		50.0	50.0	
A3	4.8	32.3	58.1	4.8
A30	4.5	27.3	63.6	4.5
A31	4.2	23.0	59.4	13.3
A32		18.8	71.9	9.4
A33	8.3	25.0	54.2	12.5
A4		16.7	50.0	33.3
A5		17.4	78.3	4.3
A6	2.6	33.3	59.0	5.1
A7	8.8	33.3	57.9	
A8		12.5	87.5	
A9			66.7	33.3
AO	3.3	21.9	62.2	12.6
B	5.7	23.3	64.0	7.0
C	4.3	26.6	62.6	6.5
D10	7.1	24.4	59.8	8.7
D11	4.7	20.1	59.3	15.9
D12	34.0	33.3	24.0	8.7
D13	1.0	25.1	60.3	13.6
D14	1.7	29.7	56.4	12.3
D15	3.9	31.0	41.3	23.9
D16	6.1	26.3	49.1	18.4
D17	13.7	37.4	41.0	7.9
D19	8.7	28.9	50.3	12.1
D3-5	4.3	27.6	56.9	11.3
D6	1.9	21.2	69.2	7.8
D7	2.1	22.0	67.6	8.3
D8	2.5	27.0	61.5	9.0
D9	5.9	25.1	59.6	9.4
G1	6.0	29.6	58.1	6.4
G10	8.2	28.6	22.4	40.8
G11	2.3	25.6	60.5	11.6

Q23. Has the quality of deer hunting in California improved, remained the same, or declined in the past 5 years?				
	Improved	Remained the same	Declined	Don't know
G12	5.9	29.4	52.9	11.8
G13	9.4	29.1	51.3	10.3
G19		35.7	57.1	7.1
G21		60.0	33.3	6.7
G3	10.0	10.0	60.0	20.0
G37		38.5	61.5	
G38	4.8	32.5	49.2	13.5
G39		60.0	40.0	
G6	4.3	21.7	73.9	
G7	8.3	25.0	8.3	58.3
G8		9.1	63.6	27.3
GO		20.0	80.0	
J1	20.0	20.0	60.0	
J10	6.7	36.7	43.3	13.3
J11		15.8	68.4	15.8
J12		33.3	66.7	
J13	22.2		66.7	11.1
J14	11.1	22.2	44.4	22.2
J15		25.0	75.0	
J16	20.0	33.3	43.3	3.3
J17	14.3	42.9	35.7	7.1
J18	7.1	14.3	71.4	7.1
J19		28.6	42.9	28.6
J20		40.0	60.0	
J21	10.0	20.0	65.0	5.0
J3	22.2	22.2	55.6	
J4		12.5	87.5	
J7			100.0	
J8	50.0	50.0		
J9	100.0			
M11	11.1	55.6	33.3	
M3		29.4	64.7	5.9
M4	11.1	11.1	66.7	11.1
M5	25.0	25.0	50.0	
M6	13.3	28.9	48.9	8.9
M7	4.5	27.3	60.6	7.6
M8		15.4	84.6	
M9		25.0	58.3	16.7
MA1	1.3	33.8	60.0	5.0
MA3	3.7	22.2	68.5	5.6
OZ	40.0		60.0	
X1	4.5	26.5	62.6	6.5
X10	3.5	31.5	54.5	10.5
X12	4.2	28.3	61.8	5.7
X2	3.4	18.2	63.6	14.8
X3A	4.9	31.7	56.3	7.0
X3B	5.8	27.9	59.7	6.5
X4	2.6	24.5	66.2	6.6
X5A	8.2	26.5	55.1	10.2
X5B	3.2	16.1	74.2	6.5
X6A	5.3	29.3	57.9	7.5

Q23. Has the quality of deer hunting in California improved, remained the same, or declined in the past 5 years?				
	Improved	Remained the same	Declined	Don't know
X6B	5.0	30.2	56.1	8.6
X7A	4.6	36.1	53.7	5.6
X7B	6.8	28.8	60.3	4.1
X8	1.9	41.5	51.9	4.7
X9A	8.0	34.7	52.0	5.3
X9B	3.2	32.0	57.6	7.2
X9C	8.4	29.4	52.9	9.2

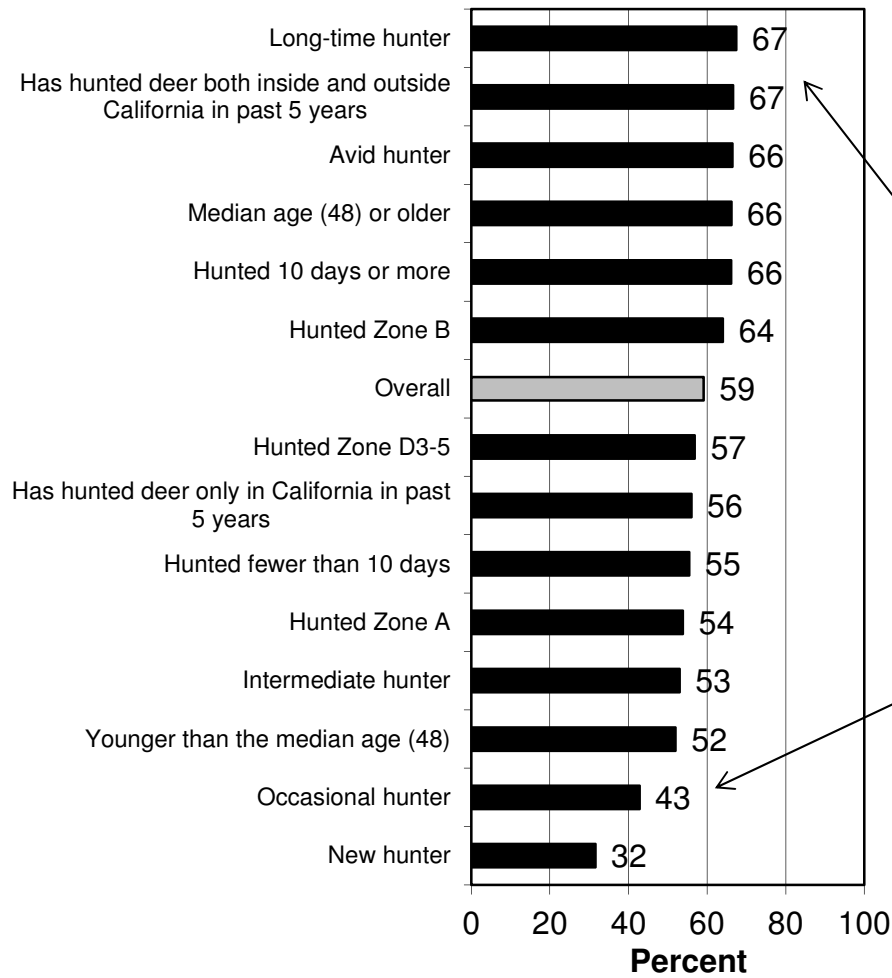
The tabulation for the perceived trend in deer hunting quality is also shown sorted by percentage saying *improved*.

Q23. Has the quality of deer hunting in California improved, remained the same, or declined in the past 5 years?				
	Improved	Remained the same	Declined	Don't know
J9	100.0			
J8	50.0	50.0		
OZ	40.0		60.0	
D12	34.0	33.3	24.0	8.7
M5	25.0	25.0	50.0	
J13	22.2		66.7	11.1
J3	22.2	22.2	55.6	
J1	20.0	20.0	60.0	
J16	20.0	33.3	43.3	3.3
J17	14.3	42.9	35.7	7.1
D17	13.7	37.4	41.0	7.9
M6	13.3	28.9	48.9	8.9
A26	12.5	31.3	50.0	6.3
J14	11.1	22.2	44.4	22.2
M11	11.1	55.6	33.3	
M4	11.1	11.1	66.7	11.1
A12	10.6	31.9	55.3	2.1
G3	10.0	10.0	60.0	20.0
J21	10.0	20.0	65.0	5.0
G13	9.4	29.1	51.3	10.3
A7	8.8	33.3	57.9	
D19	8.7	28.9	50.3	12.1
A22	8.5	32.0	44.4	15.0
X9C	8.4	29.4	52.9	9.2
A33	8.3	25.0	54.2	12.5
G7	8.3	25.0	8.3	58.3
G10	8.2	28.6	22.4	40.8
X5A	8.2	26.5	55.1	10.2
X9A	8.0	34.7	52.0	5.3
A	7.4	28.6	53.9	10.1
D10	7.1	24.4	59.8	8.7
J18	7.1	14.3	71.4	7.1
A16	6.8	35.6	41.1	16.4
X7B	6.8	28.8	60.3	4.1
J10	6.7	36.7	43.3	13.3
D16	6.1	26.3	49.1	18.4
G1	6.0	29.6	58.1	6.4
D9	5.9	25.1	59.6	9.4
G12	5.9	29.4	52.9	11.8
A1	5.8	27.8	61.4	4.9
X3B	5.8	27.9	59.7	6.5
B	5.7	23.3	64.0	7.0
A25	5.6	16.7	61.1	16.7
X6A	5.3	29.3	57.9	7.5
X6B	5.0	30.2	56.1	8.6
X3A	4.9	31.7	56.3	7.0
A3	4.8	32.3	58.1	4.8

Q23. Has the quality of deer hunting in California improved, remained the same, or declined in the past 5 years?				
	Improved	Remained the same	Declined	Don't know
G38	4.8	32.5	49.2	13.5
D11	4.7	20.1	59.3	15.9
X7A	4.6	36.1	53.7	5.6
A13	4.5	40.9	45.5	9.1
A30	4.5	27.3	63.6	4.5
M7	4.5	27.3	60.6	7.6
X1	4.5	26.5	62.6	6.5
A15	4.3	13.0	78.3	4.3
C	4.3	26.6	62.6	6.5
D3-5	4.3	27.6	56.9	11.3
G6	4.3	21.7	73.9	
A17	4.2	29.2	60.4	6.3
A31	4.2	23.0	59.4	13.3
X12	4.2	28.3	61.8	5.7
A24	4.1	36.7	53.1	6.1
D15	3.9	31.0	41.3	23.9
MA3	3.7	22.2	68.5	5.6
X10	3.5	31.5	54.5	10.5
X2	3.4	18.2	63.6	14.8
AO	3.3	21.9	62.2	12.6
A19	3.2	16.1	58.1	22.6
X5B	3.2	16.1	74.2	6.5
X9B	3.2	32.0	57.6	7.2
A18	2.7	40.5	51.4	5.4
A6	2.6	33.3	59.0	5.1
X4	2.6	24.5	66.2	6.6
D8	2.5	27.0	61.5	9.0
G11	2.3	25.6	60.5	11.6
D7	2.1	22.0	67.6	8.3
D6	1.9	21.2	69.2	7.8
X8	1.9	41.5	51.9	4.7
D14	1.7	29.7	56.4	12.3
MA1	1.3	33.8	60.0	5.0
D13	1.0	25.1	60.3	13.6
A11		40.0	60.0	
A14		23.1	69.2	7.7
A20		27.5	60.0	12.5
A21		13.3	73.3	13.3
A27		50.0	50.0	
A32		18.8	71.9	9.4
A4		16.7	50.0	33.3
A5		17.4	78.3	4.3
A8		12.5	87.5	
A9			66.7	33.3
G19		35.7	57.1	7.1
G21		60.0	33.3	6.7
G37		38.5	61.5	
G39		60.0	40.0	
G8		9.1	63.6	27.3
GO		20.0	80.0	
J11		15.8	68.4	15.8

Q23. Has the quality of deer hunting in California improved, remained the same, or declined in the past 5 years?				
	Improved	Remained the same	Declined	Don't know
J12		33.3	66.7	
J15		25.0	75.0	
J19		28.6	42.9	28.6
J20		40.0	60.0	
J4		12.5	87.5	
J7			100.0	
M3		29.4	64.7	5.9
M8		15.4	84.6	
M9		25.0	58.3	16.7

Percent of the following groups who think the quality of deer hunting in California has declined in the past 5 years



Those groups above the gray bar are more likely to say that the quality has declined, when compared to deer hunters overall (shown by the gray bar).

For instance, 67% of long-time hunters and those who hunted both inside and outside of California say it has declined.

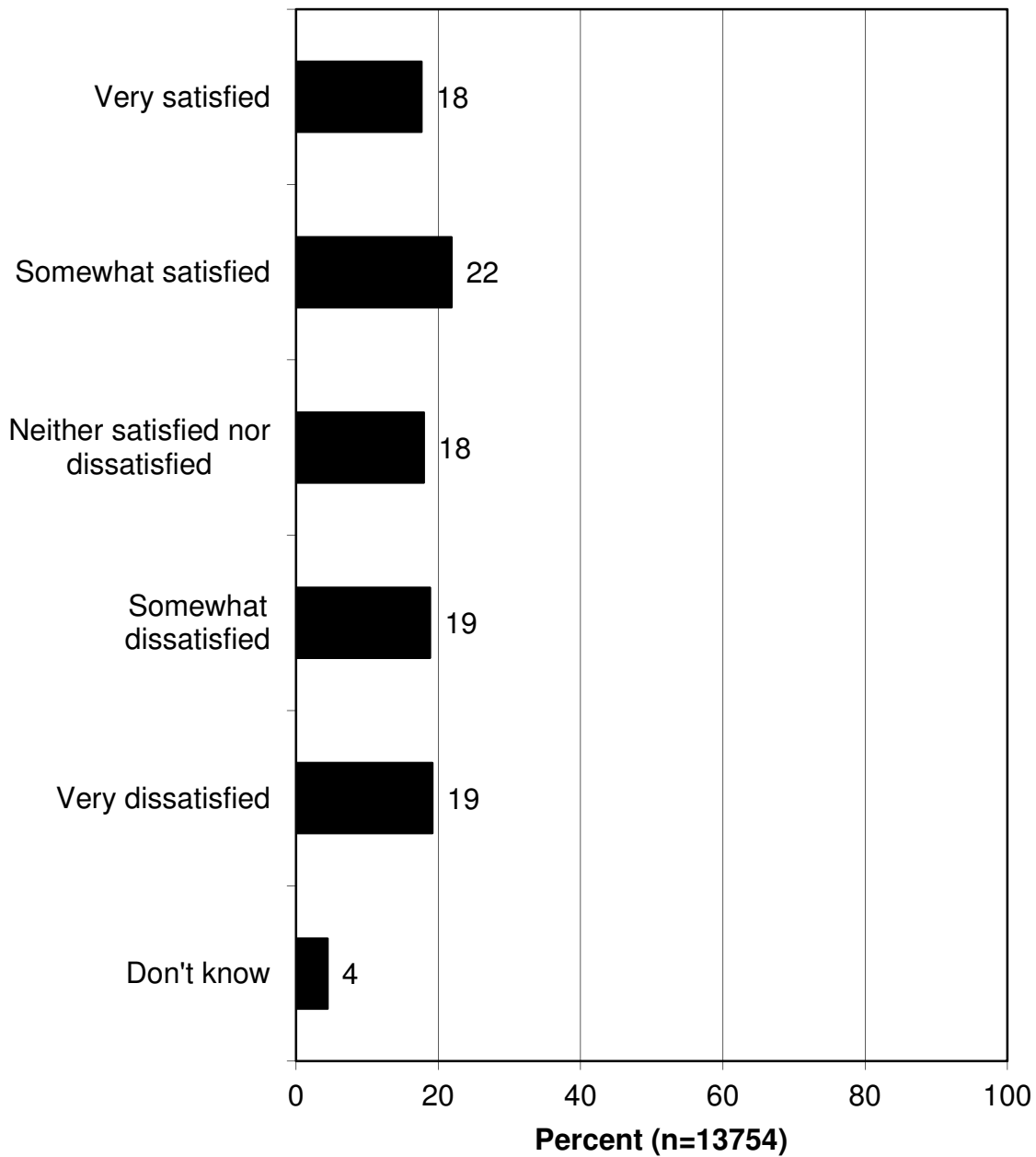
Those groups below the gray bar are less likely to say it has declined, compared to deer hunters overall.

For instance, 43% of those identified as occasional hunters say it has declined.

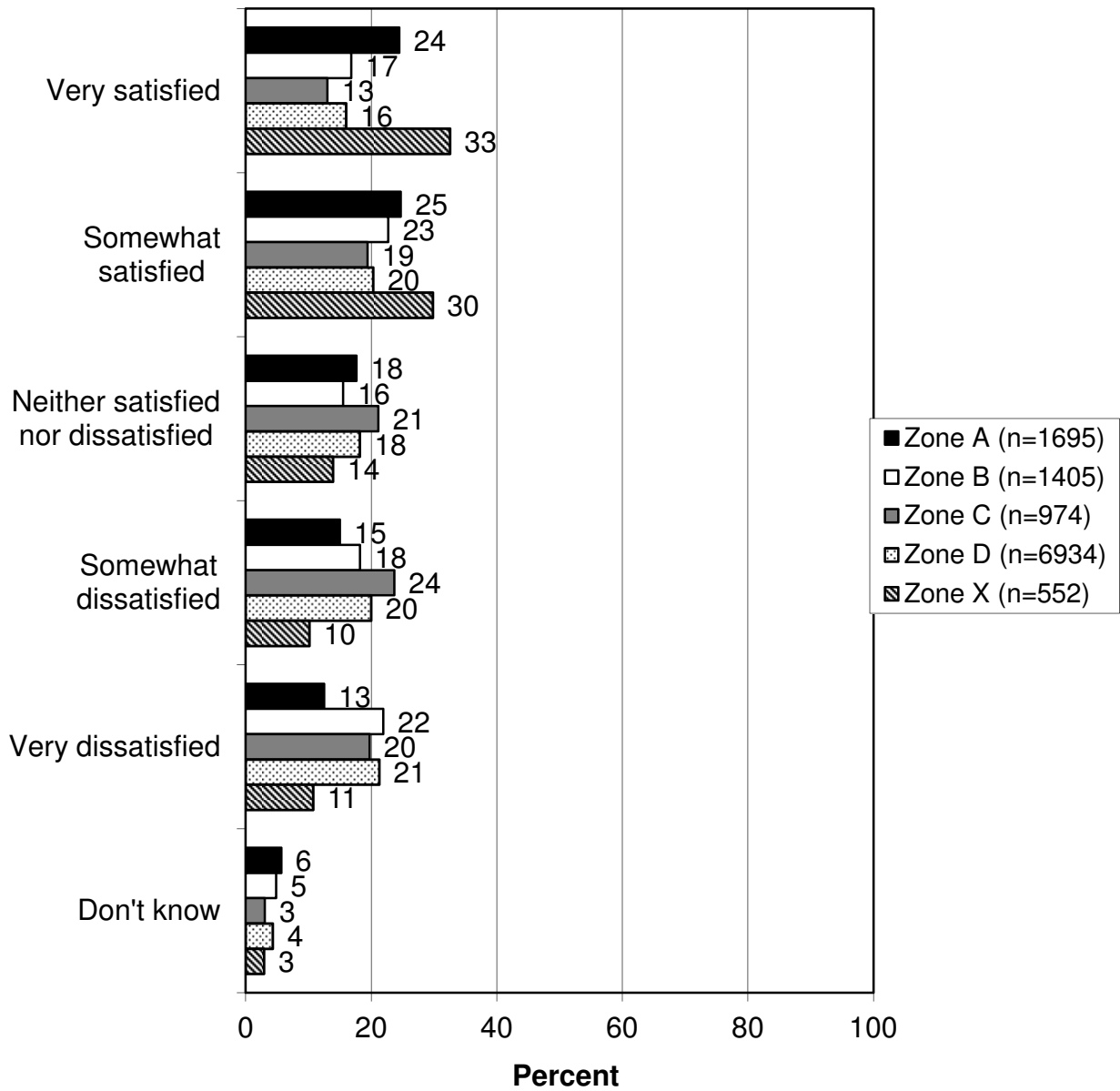
RATINGS OF DEER HUNTING IN THE RESPONDENT'S ZONE OR HUNT

- Another question asked about satisfaction or dissatisfaction with the Department's deer management *in the respondent's specific zone or hunt*. Again, the hunters are split: 40% are satisfied, while 38% are dissatisfied (the rest answer neutrally).
 - A source of the relatively high rate of dissatisfaction may be due to a dearth of deer: 72% of deer hunters indicated that the deer population in their zone or hunt was too low. Otherwise, 18% think it is just right, and 3% think the population is too high.
 - Likewise, deer hunters most commonly think that the deer population in their zone or hunt over the past 5 years has decreased (57%), a much higher percentage than who think the population stayed the same (23%) or increased (6%).
 - Common reasons for thinking the deer population has increased (among that small percentage who think it has increased) include habitat conditions/improvement and a lack of harvest in recent years.
 - Common reasons for thinking the deer population has decreased include predators, habitat conditions/problems, and poaching.
 - Those hunters who indicated thinking that the population has decreased were asked two questions about that possible decrease. They were asked if they agree or disagree that habitat conditions have contributed to the decrease, and then they were asked if they agree or disagree that predators have contributed to the decrease.
 - While a majority of the deer hunters in the follow-up questions agreed with both, there is more agreement regarding predators: 72% agree that habitat conditions have contributed to the decrease, but 84% agree that predators have done so.

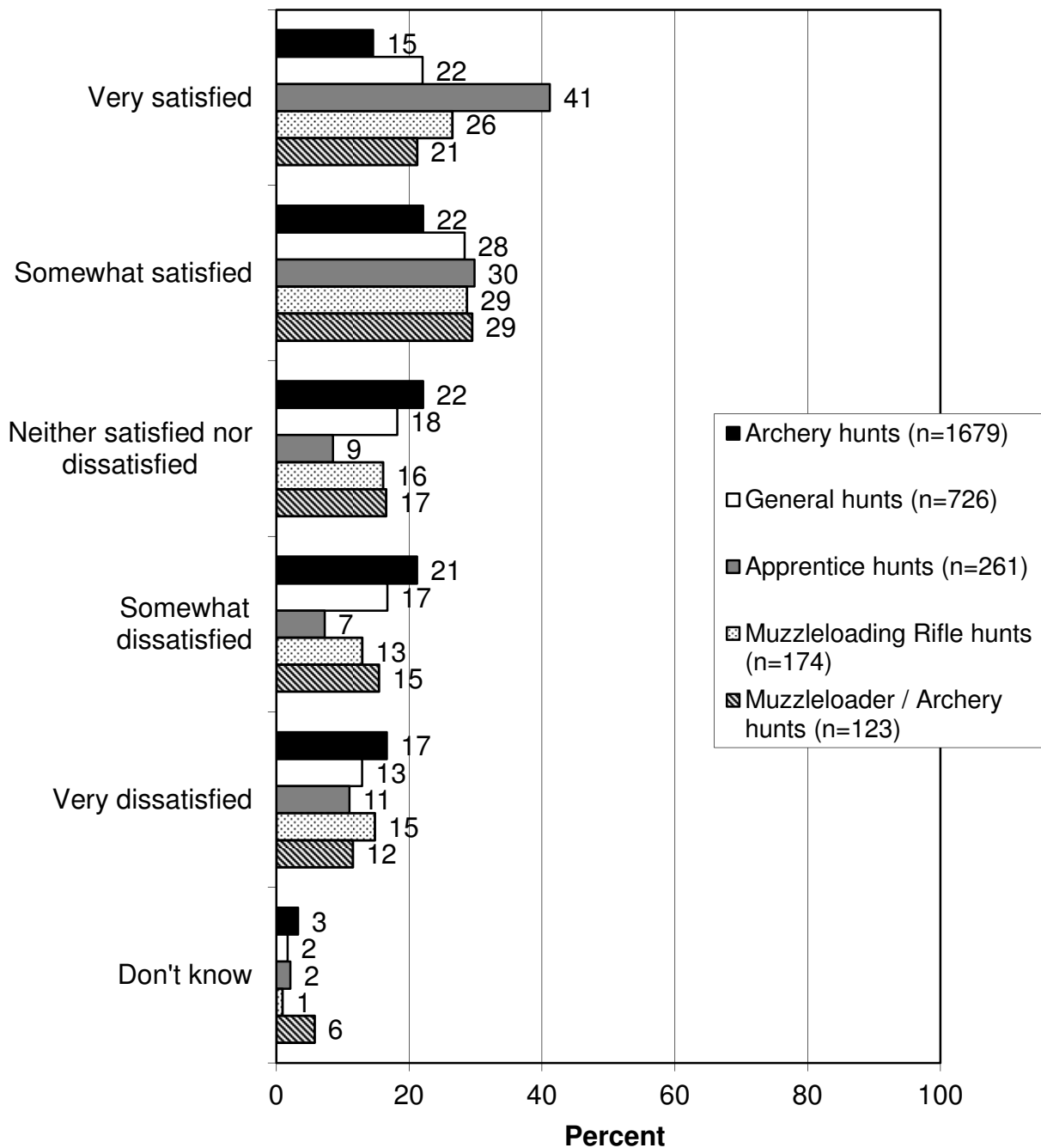
Q73. In general, how satisfied or dissatisfied are you with the California Department of Fish and Wildlife's management of deer hunting [for/in] [Hunt / Zone] [DEER TAG CODE]?



Q73. In general, how satisfied or dissatisfied are you with the California Department of Fish and Wildlife's management of deer hunting [for/in] [Hunt / Zone] [DEER TAG CODE]?



Q73. In general, how satisfied or dissatisfied are you with the California Department of Fish and Wildlife's management of deer hunting [for/in] [Hunt / Zone] [DEER TAG CODE]?



Q73. In general, how satisfied or dissatisfied are you with the California Department of Fish and Wildlife's management of deer hunting [for/in] [Hunt / Zone] [DEER TAG CODE]?						
	Very satisfied	Somewhat satisfied	Neither satisfied nor dissatisfied	Somewhat dissatisfied	Very dissatisfied	Don't know
A	24.5	24.7	17.6	15.0	12.5	5.7
A1	13.1	23.9	19.4	24.8	17.1	1.8
A11	44.0	20.0	8.0	16.0	12.0	
A12	37.0	34.8	6.5	10.9	8.7	2.2
A13	40.9	31.8	13.6	4.5		9.1
A14	23.1	15.4	30.8	7.7	23.1	
A15	22.7	27.3	13.6	22.7	13.6	
A16	45.2	27.4	15.1	2.7	5.5	4.1
A17	29.2	25.0	16.7	8.3	18.8	2.1
A18	35.1	43.2	16.2	2.7	2.7	
A19	13.3	13.3	16.7	33.3	13.3	10.0
A20	38.5	17.9	7.7	10.3	23.1	2.6
A21	13.3	20.0	20.0	26.7	20.0	
A22	17.9	26.5	25.2	19.2	9.9	1.3
A24	50.0	25.0	12.5	8.3		4.2
A25	22.2	27.8	11.1	16.7	16.7	5.6
A26	56.3	31.3		6.3		6.3
A27	50.0				50.0	
A3	33.9	33.9	6.5	14.5	6.5	4.8
A30	4.5	36.4	13.6	18.2	18.2	9.1
A31	16.3	21.3	15.0	23.8	20.0	3.8
A32	6.7	26.7	23.3	13.3	16.7	13.3
A33	62.5	12.5	4.2	12.5		8.3
A4		16.7	16.7	16.7	16.7	33.3
A5	30.4	26.1	8.7	13.0	13.0	8.7
A6	30.8	25.6	20.5	12.8	10.3	
A7	26.8	37.5	10.7	12.5	8.9	3.6
A8	25.0		25.0	12.5	37.5	
A9	33.3			33.3	33.3	
AO	9.8	19.3	25.5	23.2	18.6	3.6
B	16.8	22.7	15.5	18.2	21.9	4.8
C	13.0	18.4	21.5	23.4	20.3	3.3
D10	26.7	26.7	11.7	14.2	16.7	4.2
D11	17.4	19.2	23.0	21.1	16.4	2.8
D12	36.9	33.6	12.1	6.7	7.4	3.4
D13	20.6	14.1	19.1	18.1	22.1	6.0
D14	11.4	18.2	21.6	24.2	22.5	2.1
D15	27.5	32.9	11.4	8.7	14.8	4.7
D16	13.0	19.2	27.4	21.2	15.1	4.1
D17	35.5	18.8	16.7	15.2	12.3	1.4
D19	22.5	28.3	14.5	18.5	12.7	3.5
D3-5	14.9	21.4	18.4	19.6	20.3	5.5
D6	7.8	15.1	22.0	24.5	26.6	4.0
D7	10.1	16.1	15.2	22.7	34.0	1.9
D8	17.6	19.0	16.7	19.9	23.8	2.9
D9	10.0	21.4	18.9	24.4	18.4	7.0
G1	14.7	31.2	21.8	17.7	13.2	1.5

Q73. In general, how satisfied or dissatisfied are you with the California Department of Fish and Wildlife's management of deer hunting [for/in] [Hunt / Zone] [DEER TAG CODE]?						
	Very satisfied	Somewhat satisfied	Neither satisfied nor dissatisfied	Somewhat dissatisfied	Very dissatisfied	Don't know
G10	57.1	14.3	6.1	10.2	12.2	
G11	20.9	27.9	14.0	18.6	18.6	
G12	52.9	11.8	11.8	17.6		5.9
G13	26.7	28.4	15.5	17.2	6.9	5.2
G19	42.9	14.3	14.3	21.4	7.1	
G21	53.3	20.0	6.7	13.3		6.7
G3	30.0	35.0		10.0	25.0	
G37	30.8	15.4	15.4		30.8	7.7
G38	25.6	24.8	16.2	17.9	13.7	1.7
G39	60.0	20.0		20.0		
G6	26.1	21.7	4.3	21.7	17.4	8.7
G7	50.0	41.7	8.3			
G8	45.5	27.3	9.1		9.1	9.1
GO	20.0	60.0		20.0		
J1	28.6	14.3		14.3	28.6	14.3
J10	61.1	13.9	5.6	11.1	8.3	
J11	19.0	33.3	14.3	9.5	14.3	9.5
J12	66.7				33.3	
J13	25.0	50.0	12.5		12.5	
J14	33.3	8.3	16.7	8.3	33.3	
J15	16.7	33.3	16.7	16.7	16.7	
J16	56.3	31.3	3.1	6.3	3.1	
J17	33.3	33.3	20.0	13.3		
J18	48.8	26.8	7.3		14.6	2.4
J19	44.4	55.6				
J20	30.8	46.2	15.4	7.7		
J21	29.6	44.4	3.7	7.4	11.1	3.7
J3	63.6	18.2		9.1	9.1	
J4	27.3	18.2	9.1	9.1	27.3	9.1
J7	25.0	50.0		25.0		
J8		50.0	50.0			
J9	100.0					
M11	44.4	55.6				
M3	64.7	35.3				
M4	22.2	55.6		11.1	11.1	
M5	25.0	50.0			25.0	
M6	22.2	26.7	22.2	15.6	11.1	2.2
M7	15.4	24.6	21.5	15.4	23.1	
M8	30.8	30.8	7.7	15.4	7.7	7.7
M9	83.3	8.3		8.3		
MA1	20.8	31.9	11.1	19.4	11.1	5.6
MA3	21.6	27.5	21.6	11.8	11.8	5.9
OZ	60.0	20.0			20.0	
X1	16.1	28.4	15.5	15.5	19.4	5.2
X10	26.4	20.7	17.9	10.0	12.9	12.1
X12	39.2	22.2	10.8	15.1	9.4	3.3
X2	32.2	26.4	6.9	12.6	17.2	4.6
X3A	16.9	28.9	17.6	19.0	12.0	5.6
X3B	24.0	33.1	11.0	16.2	11.7	3.9

Q73. In general, how satisfied or dissatisfied are you with the California Department of Fish and Wildlife's management of deer hunting [for/in] [Hunt / Zone] [DEER TAG CODE]?						
	Very satisfied	Somewhat satisfied	Neither satisfied nor dissatisfied	Somewhat dissatisfied	Very dissatisfied	Don't know
X4	21.2	20.5	14.6	18.5	19.9	5.3
X5A	36.7	20.4	10.2	14.3	14.3	4.1
X5B	38.7	16.1	3.2	16.1	22.6	3.2
X6A	36.1	21.8	13.5	13.5	10.5	4.5
X6B	26.8	28.3	9.4	21.0	11.6	2.9
X7A	18.5	36.1	13.0	12.0	15.7	4.6
X7B	27.4	28.8	12.3	15.1	15.1	1.4
X8	30.8	22.1	11.5	12.5	15.4	7.7
X9A	40.9	31.6	10.2	9.3	7.6	0.4
X9B	35.8	28.5	8.9	14.6	8.9	3.3
X9C	40.7	20.3	9.3	18.6	5.9	5.1

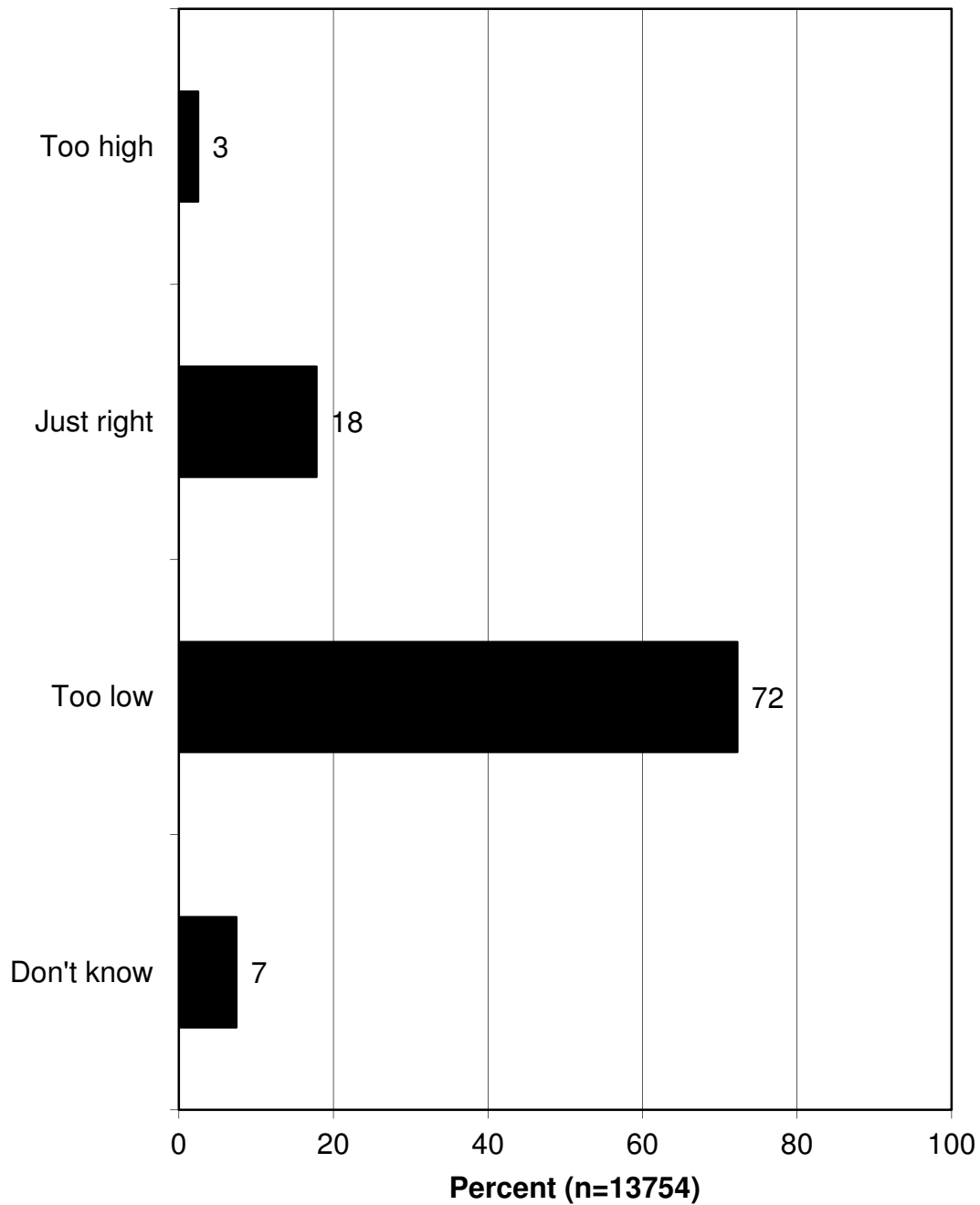
The tabulation for satisfaction with deer hunting in their particular zone or for their hunt is also shown sorted by highest percent *very* satisfied to lowest.

Q73. In general, how satisfied or dissatisfied are you with the California Department of Fish and Wildlife's management of deer hunting [for/in] [Hunt / Zone] [DEER TAG CODE]?						
	Very satisfied	Somewhat satisfied	Neither satisfied nor dissatisfied	Somewhat dissatisfied	Very dissatisfied	Don't know
J9	100.0					
M9	83.3	8.3		8.3		
J12	66.7				33.3	
M3	64.7	35.3				
J3	63.6	18.2		9.1	9.1	
A33	62.5	12.5	4.2	12.5		8.3
J10	61.1	13.9	5.6	11.1	8.3	
G39	60.0	20.0		20.0		
OZ	60.0	20.0			20.0	
G10	57.1	14.3	6.1	10.2	12.2	
A26	56.3	31.3		6.3		6.3
J16	56.3	31.3	3.1	6.3	3.1	
G21	53.3	20.0	6.7	13.3		6.7
G12	52.9	11.8	11.8	17.6		5.9
A24	50.0	25.0	12.5	8.3		4.2
A27	50.0				50.0	
G7	50.0	41.7	8.3			
J18	48.8	26.8	7.3		14.6	2.4
G8	45.5	27.3	9.1		9.1	9.1
A16	45.2	27.4	15.1	2.7	5.5	4.1
J19	44.4	55.6				
M11	44.4	55.6				
A11	44.0	20.0	8.0	16.0	12.0	
G19	42.9	14.3	14.3	21.4	7.1	
A13	40.9	31.8	13.6	4.5		9.1
X9A	40.9	31.6	10.2	9.3	7.6	0.4
X9C	40.7	20.3	9.3	18.6	5.9	5.1
X12	39.2	22.2	10.8	15.1	9.4	3.3
X5B	38.7	16.1	3.2	16.1	22.6	3.2
A20	38.5	17.9	7.7	10.3	23.1	2.6
A12	37.0	34.8	6.5	10.9	8.7	2.2
D12	36.9	33.6	12.1	6.7	7.4	3.4
X5A	36.7	20.4	10.2	14.3	14.3	4.1
X6A	36.1	21.8	13.5	13.5	10.5	4.5
X9B	35.8	28.5	8.9	14.6	8.9	3.3
D17	35.5	18.8	16.7	15.2	12.3	1.4
A18	35.1	43.2	16.2	2.7	2.7	
A3	33.9	33.9	6.5	14.5	6.5	4.8
A9	33.3			33.3	33.3	
J14	33.3	8.3	16.7	8.3	33.3	
J17	33.3	33.3	20.0	13.3		
X2	32.2	26.4	6.9	12.6	17.2	4.6
A6	30.8	25.6	20.5	12.8	10.3	
G37	30.8	15.4	15.4		30.8	7.7
J20	30.8	46.2	15.4	7.7		

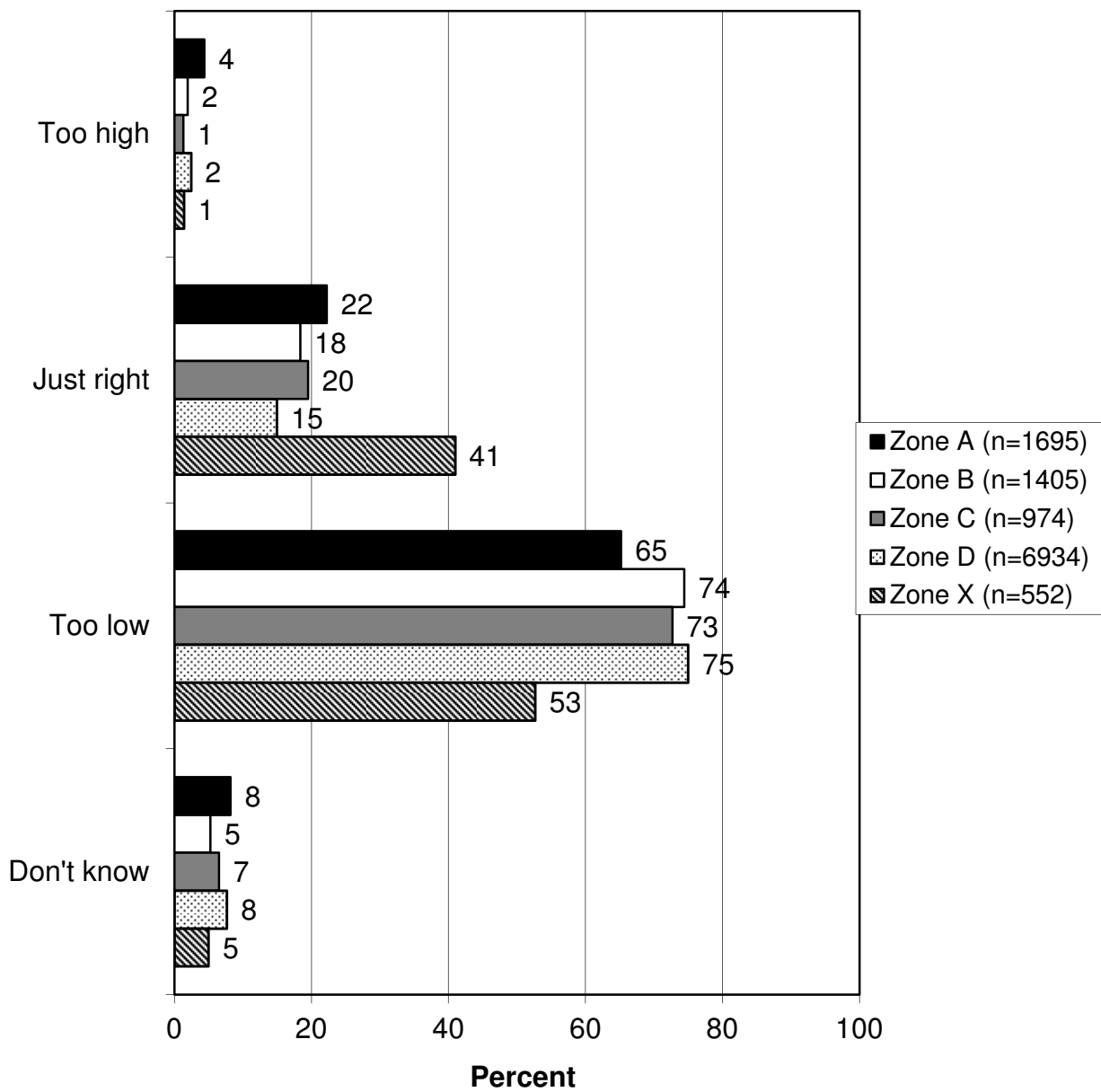
Q73. In general, how satisfied or dissatisfied are you with the California Department of Fish and Wildlife's management of deer hunting [for/in] [Hunt / Zone] [DEER TAG CODE]?						
	Very satisfied	Somewhat satisfied	Neither satisfied nor dissatisfied	Somewhat dissatisfied	Very dissatisfied	Don't know
M8	30.8	30.8	7.7	15.4	7.7	7.7
X8	30.8	22.1	11.5	12.5	15.4	7.7
A5	30.4	26.1	8.7	13.0	13.0	8.7
G3	30.0	35.0		10.0	25.0	
J21	29.6	44.4	3.7	7.4	11.1	3.7
A17	29.2	25.0	16.7	8.3	18.8	2.1
J1	28.6	14.3		14.3	28.6	14.3
D15	27.5	32.9	11.4	8.7	14.8	4.7
X7B	27.4	28.8	12.3	15.1	15.1	1.4
J4	27.3	18.2	9.1	9.1	27.3	9.1
A7	26.8	37.5	10.7	12.5	8.9	3.6
X6B	26.8	28.3	9.4	21.0	11.6	2.9
D10	26.7	26.7	11.7	14.2	16.7	4.2
G13	26.7	28.4	15.5	17.2	6.9	5.2
X10	26.4	20.7	17.9	10.0	12.9	12.1
G6	26.1	21.7	4.3	21.7	17.4	8.7
G38	25.6	24.8	16.2	17.9	13.7	1.7
A8	25.0		25.0	12.5	37.5	
J13	25.0	50.0	12.5		12.5	
J7	25.0	50.0		25.0		
M5	25.0	50.0			25.0	
A	24.5	24.7	17.6	15.0	12.5	5.7
X3B	24.0	33.1	11.0	16.2	11.7	3.9
A14	23.1	15.4	30.8	7.7	23.1	
A15	22.7	27.3	13.6	22.7	13.6	
D19	22.5	28.3	14.5	18.5	12.7	3.5
A25	22.2	27.8	11.1	16.7	16.7	5.6
M4	22.2	55.6		11.1	11.1	
M6	22.2	26.7	22.2	15.6	11.1	2.2
MA3	21.6	27.5	21.6	11.8	11.8	5.9
X4	21.2	20.5	14.6	18.5	19.9	5.3
G11	20.9	27.9	14.0	18.6	18.6	
MA1	20.8	31.9	11.1	19.4	11.1	5.6
D13	20.6	14.1	19.1	18.1	22.1	6.0
GO	20.0	60.0		20.0		
J11	19.0	33.3	14.3	9.5	14.3	9.5
X7A	18.5	36.1	13.0	12.0	15.7	4.6
A22	17.9	26.5	25.2	19.2	9.9	1.3
D8	17.6	19.0	16.7	19.9	23.8	2.9
D11	17.4	19.2	23.0	21.1	16.4	2.8
X3A	16.9	28.9	17.6	19.0	12.0	5.6
B	16.8	22.7	15.5	18.2	21.9	4.8
J15	16.7	33.3	16.7	16.7	16.7	
A31	16.3	21.3	15.0	23.8	20.0	3.8
X1	16.1	28.4	15.5	15.5	19.4	5.2
M7	15.4	24.6	21.5	15.4	23.1	
D3-5	14.9	21.4	18.4	19.6	20.3	5.5
G1	14.7	31.2	21.8	17.7	13.2	1.5
A19	13.3	13.3	16.7	33.3	13.3	10.0

Q73. In general, how satisfied or dissatisfied are you with the California Department of Fish and Wildlife's management of deer hunting [for/in] [Hunt / Zone] [DEER TAG CODE]?						
	Very satisfied	Somewhat satisfied	Neither satisfied nor dissatisfied	Somewhat dissatisfied	Very dissatisfied	Don't know
A21	13.3	20.0	20.0	26.7	20.0	
A1	13.1	23.9	19.4	24.8	17.1	1.8
C	13.0	18.4	21.5	23.4	20.3	3.3
D16	13.0	19.2	27.4	21.2	15.1	4.1
D14	11.4	18.2	21.6	24.2	22.5	2.1
D7	10.1	16.1	15.2	22.7	34.0	1.9
D9	10.0	21.4	18.9	24.4	18.4	7.0
AO	9.8	19.3	25.5	23.2	18.6	3.6
D6	7.8	15.1	22.0	24.5	26.6	4.0
A32	6.7	26.7	23.3	13.3	16.7	13.3
A30	4.5	36.4	13.6	18.2	18.2	9.1
A4		16.7	16.7	16.7	16.7	33.3
J8		50.0	50.0			

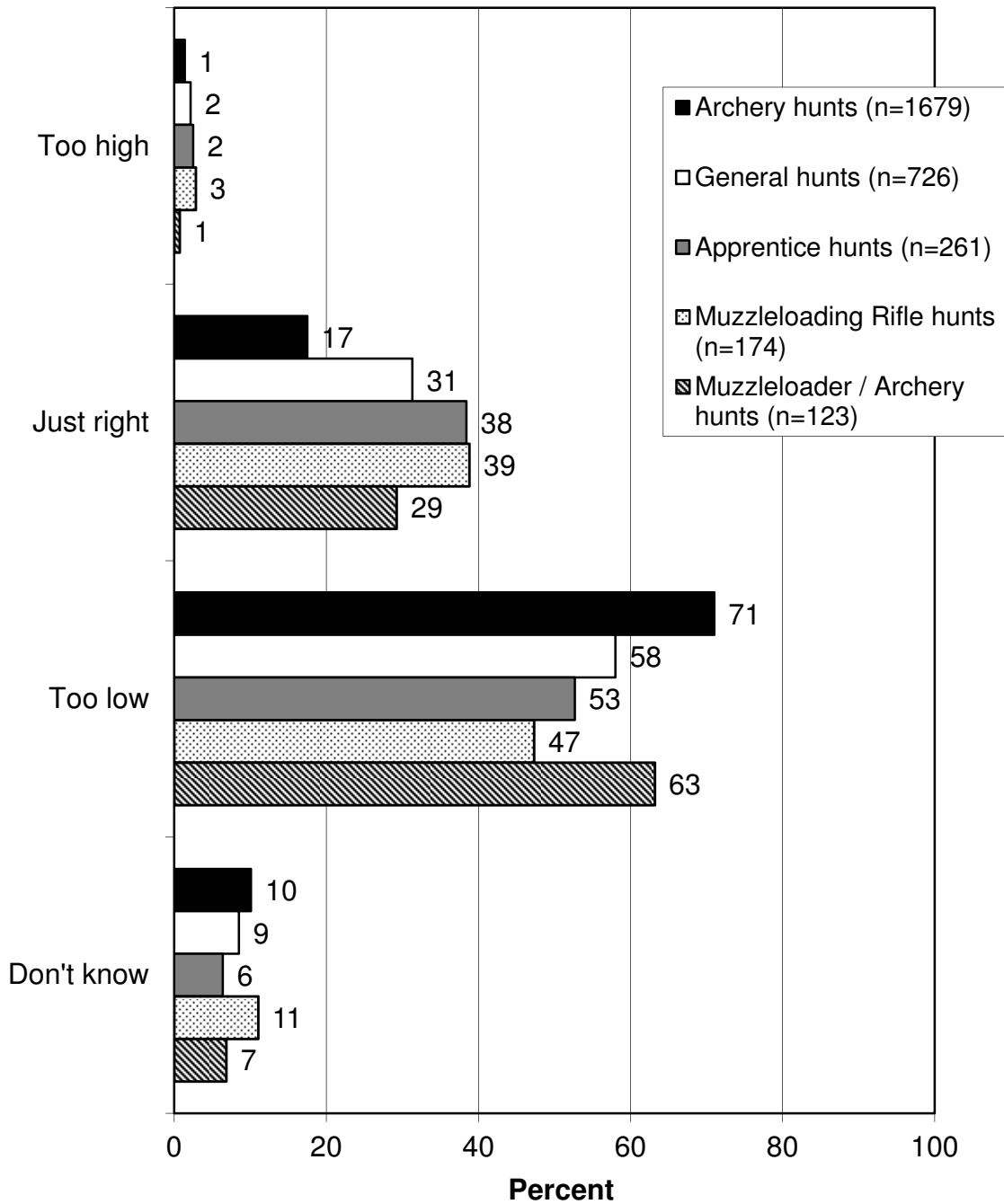
Q74. Would you say the deer population [for this hunt / in this zone] is too high, just right, or too low?



Q74. Would you say the deer population [for this hunt / in this zone] is too high, just right, or too low?



Q74. Would you say the deer population [for this hunt / in this zone] is too high, just right, or too low?



Q74. Would you say the deer population [for this hunt / in this zone] is too high, just right, or too low?				
	Too high	Just right	Too low	Don't know
A	4.4	22.2	65.2	8.2
A1	2.3	24.3	68.0	5.4
A11		44.0	48.0	8.0
A12		56.5	41.3	2.2
A13		40.9	59.1	
A14		38.5	61.5	
A15		18.2	72.7	9.1
A16	4.1	49.3	35.6	11.0
A17		31.3	64.6	4.2
A18	2.7	54.1	43.2	
A19	3.3	20.0	66.7	10.0
A20		59.0	35.9	5.1
A21	6.7	6.7	86.7	
A22	0.7	21.2	66.2	11.9
A24	2.1	56.3	31.3	10.4
A25	5.6	38.9	55.6	
A26	6.3	68.8	25.0	
A27		50.0	50.0	
A3	1.6	32.3	56.5	9.7
A30		22.7	68.2	9.1
A31	2.5	15.6	70.0	11.9
A32	10.0	16.7	56.7	16.7
A33	12.5	58.3	25.0	4.2
A4		33.3	33.3	33.3
A5	4.3	34.8	56.5	4.3
A6		33.3	56.4	10.3
A7		35.7	62.5	1.8
A8		12.5	87.5	
A9		33.3	66.7	
AO	0.7	9.3	78.0	11.9
B	1.9	18.4	74.4	5.3
C	1.1	18.4	73.8	6.8
D10	4.2	30.0	62.5	3.3
D11	1.9	13.1	77.5	7.5
D12	3.4	45.0	45.6	6.0
D13	1.5	12.1	76.4	10.1
D14		9.3	83.5	7.2
D15	2.7	16.1	71.8	9.4
D16	2.4	19.9	70.9	6.8
D17	1.4	30.4	61.6	6.5
D19	1.7	14.5	76.3	7.5
D3-5	3.4	15.2	72.8	8.6
D6	1.6	6.5	83.3	8.6
D7	1.9	8.1	84.7	5.3
D8	0.9	11.8	82.6	4.8
D9	3.0	12.4	78.6	6.0
G1	2.3	27.8	61.3	8.6
G10		44.9	49.0	6.1
G11	4.7	32.6	55.8	7.0

Q74. Would you say the deer population [for this hunt / in this zone] is too high, just right, or too low?				
	Too high	Just right	Too low	Don't know
G12		64.7	29.4	5.9
G13	1.7	33.6	55.2	9.5
G19	7.1	64.3	7.1	21.4
G21		33.3	66.7	
G3	5.0	65.0	20.0	10.0
G37		23.1	46.2	30.8
G38	1.7	23.9	65.8	8.5
G39		100.0		
G6		30.4	52.2	17.4
G7	16.7	83.3		
G8		81.8	18.2	
GO		20.0	80.0	
J1		14.3	71.4	14.3
J10	5.6	52.8	27.8	13.9
J11		9.5	85.7	4.8
J12		66.7		33.3
J13		12.5	87.5	
J14		8.3	91.7	
J15		33.3	66.7	
J16	6.3	56.3	34.4	3.1
J17		26.7	66.7	6.7
J18	4.9	39.0	53.7	2.4
J19		44.4	44.4	11.1
J20	7.7	38.5	53.8	
J21		40.7	51.9	7.4
J3		72.7	9.1	18.2
J4		36.4	54.5	9.1
J7		25.0	75.0	
J8		50.0	50.0	
J9		100.0		
M11		66.7	33.3	
M3		58.8	23.5	17.6
M4		44.4	55.6	
M5		50.0	50.0	
M6	4.4	31.1	51.1	13.3
M7	3.1	32.3	52.3	12.3
M8		30.8	53.8	15.4
M9	8.3	83.3	8.3	
MA1	1.4	25.0	68.1	5.6
MA3		33.3	58.8	7.8
OZ		20.0	80.0	
X1	3.2	18.7	71.0	7.1
X10	0.7	20.7	67.9	10.7
X12	2.4	48.6	40.1	9.0
X2	6.9	34.5	47.1	11.5
X3A	1.4	23.9	62.0	12.7
X3B	0.6	34.4	58.4	6.5
X4	2.0	20.5	68.9	8.6
X5A	4.1	38.8	55.1	2.0
X5B	9.7	19.4	61.3	9.7
X6A	0.8	36.8	51.9	10.5

Q74. Would you say the deer population [for this hunt / in this zone] is too high, just right, or too low?				
	Too high	Just right	Too low	Don't know
X6B	3.6	34.8	52.2	9.4
X7A	1.9	26.9	60.2	11.1
X7B	4.1	32.9	54.8	8.2
X8	1.0	17.3	69.2	12.5
X9A	2.7	49.3	37.8	10.2
X9B	3.3	36.6	47.2	13.0
X9C		31.4	60.2	8.5

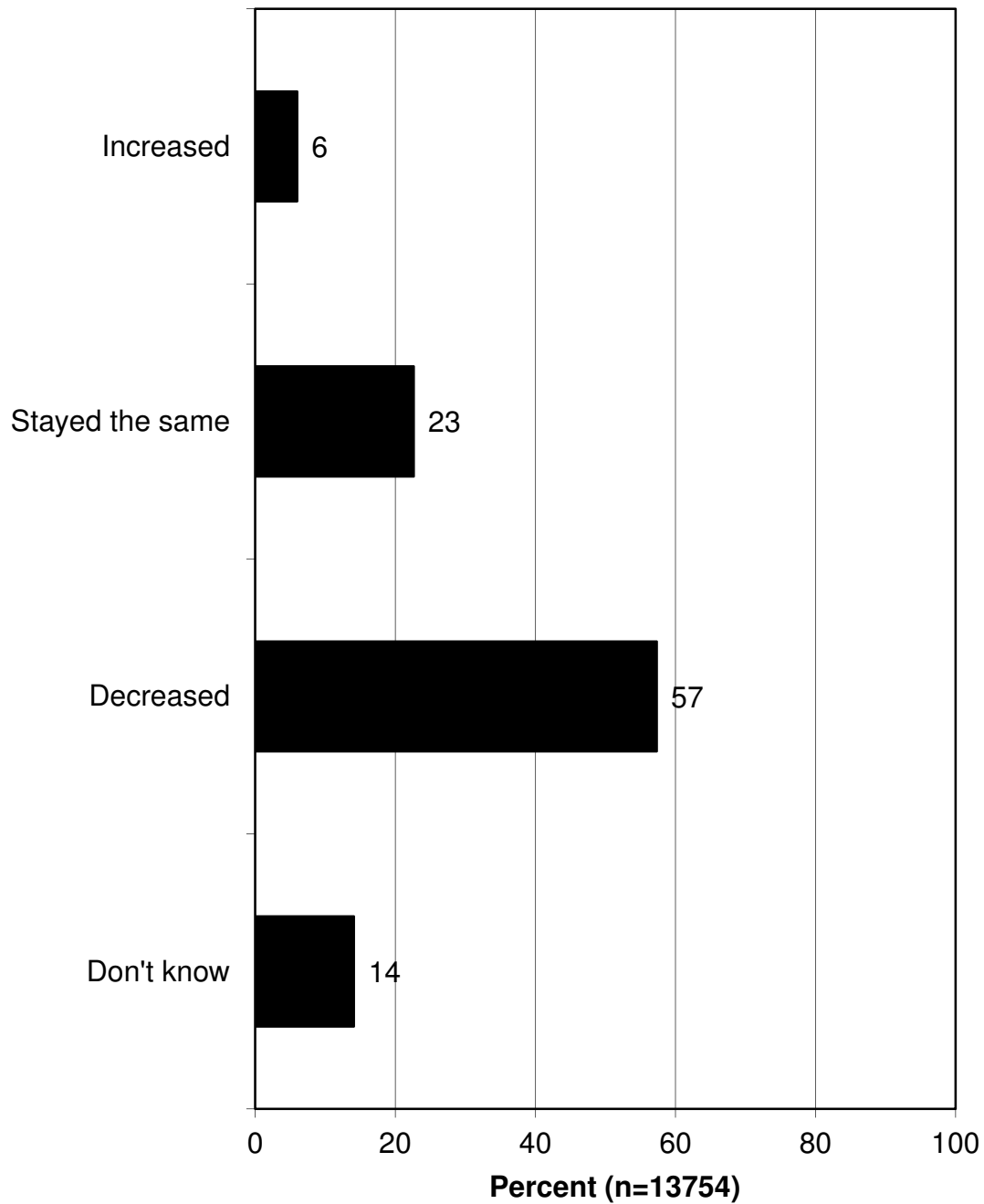
The tabulation for opinion on deer population is also shown sorted by percentage saying *just right*.

Q74. Would you say the deer population [for this hunt / in this zone] is too high, just right, or too low?				
	Too high	Just right	Too low	Don't know
G39		100.0		
J9		100.0		
G7	16.7	83.3		
M9	8.3	83.3	8.3	
G8		81.8	18.2	
J3		72.7	9.1	18.2
A26	6.3	68.8	25.0	
J12		66.7		33.3
M11		66.7	33.3	
G3	5.0	65.0	20.0	10.0
G12		64.7	29.4	5.9
G19	7.1	64.3	7.1	21.4
A20		59.0	35.9	5.1
M3		58.8	23.5	17.6
A33	12.5	58.3	25.0	4.2
A12		56.5	41.3	2.2
A24	2.1	56.3	31.3	10.4
J16	6.3	56.3	34.4	3.1
A18	2.7	54.1	43.2	
J10	5.6	52.8	27.8	13.9
A27		50.0	50.0	
J8		50.0	50.0	
M5		50.0	50.0	
A16	4.1	49.3	35.6	11.0
X9A	2.7	49.3	37.8	10.2
X12	2.4	48.6	40.1	9.0
D12	3.4	45.0	45.6	6.0
G10		44.9	49.0	6.1
J19		44.4	44.4	11.1
M4		44.4	55.6	
A11		44.0	48.0	8.0
A13		40.9	59.1	
J21		40.7	51.9	7.4
J18	4.9	39.0	53.7	2.4
A25	5.6	38.9	55.6	
X5A	4.1	38.8	55.1	2.0
A14		38.5	61.5	
J20	7.7	38.5	53.8	
X6A	0.8	36.8	51.9	10.5
X9B	3.3	36.6	47.2	13.0
J4		36.4	54.5	9.1
A7		35.7	62.5	1.8
A5	4.3	34.8	56.5	4.3
X6B	3.6	34.8	52.2	9.4
X2	6.9	34.5	47.1	11.5
X3B	0.6	34.4	58.4	6.5
G13	1.7	33.6	55.2	9.5

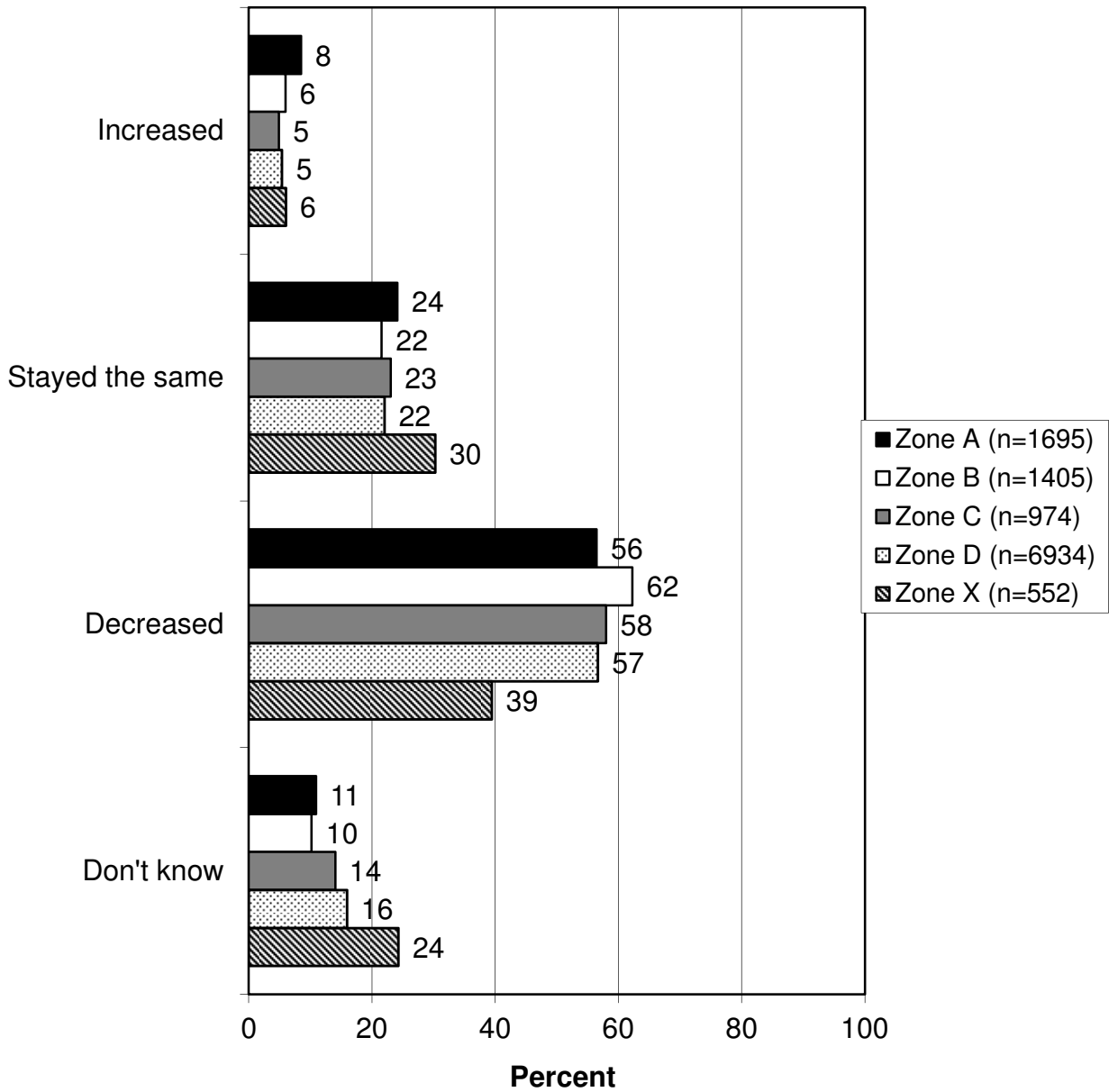
Q74. Would you say the deer population [for this hunt / in this zone] is too high, just right, or too low?				
	Too high	Just right	Too low	Don't know
A4		33.3	33.3	33.3
A6		33.3	56.4	10.3
A9		33.3	66.7	
G21		33.3	66.7	
J15		33.3	66.7	
MA3		33.3	58.8	7.8
X7B	4.1	32.9	54.8	8.2
G11	4.7	32.6	55.8	7.0
A3	1.6	32.3	56.5	9.7
M7	3.1	32.3	52.3	12.3
X9C		31.4	60.2	8.5
A17		31.3	64.6	4.2
M6	4.4	31.1	51.1	13.3
M8		30.8	53.8	15.4
D17	1.4	30.4	61.6	6.5
G6		30.4	52.2	17.4
D10	4.2	30.0	62.5	3.3
G1	2.3	27.8	61.3	8.6
X7A	1.9	26.9	60.2	11.1
J17		26.7	66.7	6.7
J7		25.0	75.0	
MA1	1.4	25.0	68.1	5.6
A1	2.3	24.3	68.0	5.4
G38	1.7	23.9	65.8	8.5
X3A	1.4	23.9	62.0	12.7
G37		23.1	46.2	30.8
A30		22.7	68.2	9.1
A	4.4	22.2	65.2	8.2
A22	0.7	21.2	66.2	11.9
X10	0.7	20.7	67.9	10.7
X4	2.0	20.5	68.9	8.6
A19	3.3	20.0	66.7	10.0
GO		20.0	80.0	
OZ		20.0	80.0	
D16	2.4	19.9	70.9	6.8
X5B	9.7	19.4	61.3	9.7
X1	3.2	18.7	71.0	7.1
B	1.9	18.4	74.4	5.3
C	1.1	18.4	73.8	6.8
A15		18.2	72.7	9.1
X8	1.0	17.3	69.2	12.5
A32	10.0	16.7	56.7	16.7
D15	2.7	16.1	71.8	9.4
A31	2.5	15.6	70.0	11.9
D3-5	3.4	15.2	72.8	8.6
D19	1.7	14.5	76.3	7.5
J1		14.3	71.4	14.3
D11	1.9	13.1	77.5	7.5
A8		12.5	87.5	
J13		12.5	87.5	
D9	3.0	12.4	78.6	6.0

Q74. Would you say the deer population [for this hunt / in this zone] is too high, just right, or too low?				
	Too high	Just right	Too low	Don't know
D13	1.5	12.1	76.4	10.1
D8	0.9	11.8	82.6	4.8
J11		9.5	85.7	4.8
AO	0.7	9.3	78.0	11.9
D14		9.3	83.5	7.2
J14		8.3	91.7	
D7	1.9	8.1	84.7	5.3
A21	6.7	6.7	86.7	
D6	1.6	6.5	83.3	8.6

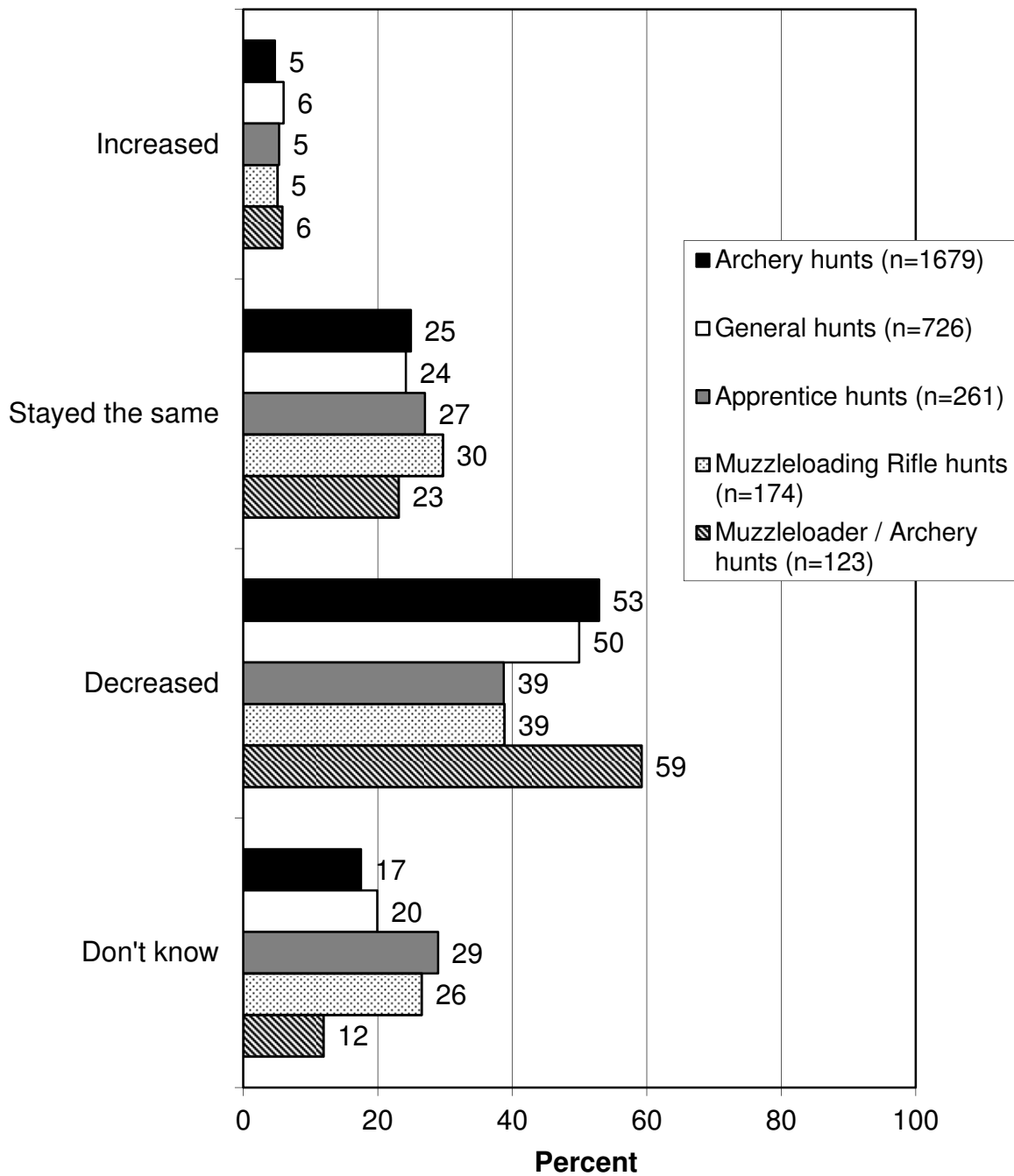
Q75. In your opinion, has the deer population [for this hunt / in this zone] increased, stayed the same, or decreased over the past 5 years?



Q75. In your opinion, has the deer population [for this hunt / in this zone] increased, stayed the same, or decreased over the past 5 years?



Q75. In your opinion, has the deer population [for this hunt / in this zone] increased, stayed the same, or decreased over the past 5 years?



Q75. In your opinion, has the deer population [for this hunt / in this zone] increased, stayed the same, or decreased over the past 5 years?				
	Increased	Stayed the same	Decreased	Don't know
A	8.5	24.1	56.5	10.9
A1	5.9	24.3	55.4	14.4
A11	4.0	12.0	40.0	44.0
A12	10.9	45.7	34.8	8.7
A13	4.5	18.2	45.5	31.8
A14		23.1	61.5	15.4
A15		27.3	50.0	22.7
A16	6.8	30.1	24.7	38.4
A17	4.2	27.1	41.7	27.1
A18	10.8	37.8	37.8	13.5
A19	3.3	13.3	43.3	40.0
A20	7.7	25.6	30.8	35.9
A21	13.3	6.7	66.7	13.3
A22	6.6	33.8	42.4	17.2
A24	2.1	29.2	39.6	29.2
A25		22.2	50.0	27.8
A26		37.5	12.5	50.0
A27		50.0	50.0	
A3	4.8	35.5	38.7	21.0
A30	4.5	13.6	54.5	27.3
A31	5.6	21.9	56.3	16.3
A32	10.0	23.3	53.3	13.3
A33	8.3	33.3	25.0	33.3
A4		50.0		50.0
A5	4.3	21.7	47.8	26.1
A6	5.1	23.1	46.2	25.6
A7	1.8	37.5	48.2	12.5
A8		12.5	75.0	12.5
A9		66.7	33.3	
AO	3.6	23.2	56.6	16.7
B	6.0	21.6	62.3	10.2
C	4.7	22.7	58.6	14.0
D10	7.5	25.8	55.0	11.7
D11	3.8	15.0	59.6	21.6
D12	36.9	36.9	20.8	5.4
D13	2.5	13.1	66.3	18.1
D14	2.5	23.3	60.2	14.0
D15	2.7	24.8	49.7	22.8
D16	8.9	28.8	42.1	20.2
D17	9.4	32.6	43.5	14.5
D19	8.1	21.4	54.3	16.2
D3-5	6.4	25.6	52.9	15.1
D6	3.0	16.7	67.5	12.9
D7	2.7	16.5	69.6	11.2
D8	2.0	19.5	65.4	13.1
D9	4.5	23.4	55.7	16.4
G1	6.4	22.9	53.8	16.9
G10	4.1	18.4	36.7	40.8
G11	2.3	20.9	62.8	14.0

Q75. In your opinion, has the deer population [for this hunt / in this zone] increased, stayed the same, or decreased over the past 5 years?				
	Increased	Stayed the same	Decreased	Don't know
G12	11.8	23.5	11.8	52.9
G13	6.9	33.6	45.7	13.8
G19	28.6	28.6	7.1	35.7
G21	20.0	26.7	33.3	20.0
G3	5.0	15.0	20.0	60.0
G37		15.4	46.2	38.5
G38	2.6	35.0	44.4	17.9
G39		60.0	20.0	20.0
G6	4.3	17.4	43.5	34.8
G7	33.3	50.0		16.7
G8		45.5	36.4	18.2
GO		60.0	40.0	
J1			71.4	28.6
J10	8.3	22.2	8.3	61.1
J11		9.5	81.0	9.5
J12			33.3	66.7
J13		25.0	62.5	12.5
J14		41.7	41.7	16.7
J15			50.0	50.0
J16	15.6	40.6	28.1	15.6
J17		26.7	53.3	20.0
J18	7.3	34.1	51.2	7.3
J19	11.1	55.6	11.1	22.2
J20	15.4	7.7	15.4	61.5
J21		25.9	37.0	37.0
J3		18.2	9.1	72.7
J4		18.2	54.5	27.3
J7		25.0	50.0	25.0
J8		50.0	50.0	
J9		33.3		66.7
M11		44.4	11.1	44.4
M3	5.9	17.6	29.4	47.1
M4	11.1	11.1	33.3	44.4
M5				100.0
M6	8.9	33.3	42.2	15.6
M7	3.1	32.3	47.7	16.9
M8		23.1	30.8	46.2
M9	16.7	8.3	8.3	66.7
MA1	1.4	20.8	63.9	13.9
MA3	9.8	25.5	54.9	9.8
OZ		20.0	80.0	
X1	8.4	18.1	57.4	16.1
X10	6.4	17.9	56.4	19.3
X12	8.5	25.5	36.8	29.2
X2	8.0	13.8	33.3	44.8
X3A	4.9	14.8	43.7	36.6
X3B	7.1	20.1	43.5	29.2
X4	6.6	15.9	53.6	23.8
X5A	6.1	20.4	42.9	30.6
X5B	9.7	3.2	54.8	32.3
X6A	9.0	29.3	30.1	31.6

Q75. In your opinion, has the deer population [for this hunt / in this zone] increased, stayed the same, or decreased over the past 5 years?				
	Increased	Stayed the same	Decreased	Don't know
X6B	10.9	31.2	36.2	21.7
X7A	4.6	18.5	37.0	39.8
X7B	9.6	12.3	49.3	28.8
X8	3.8	22.1	47.1	26.9
X9A	9.3	29.3	30.2	31.1
X9B	5.7	29.3	41.5	23.6
X9C	5.1	31.4	37.3	26.3

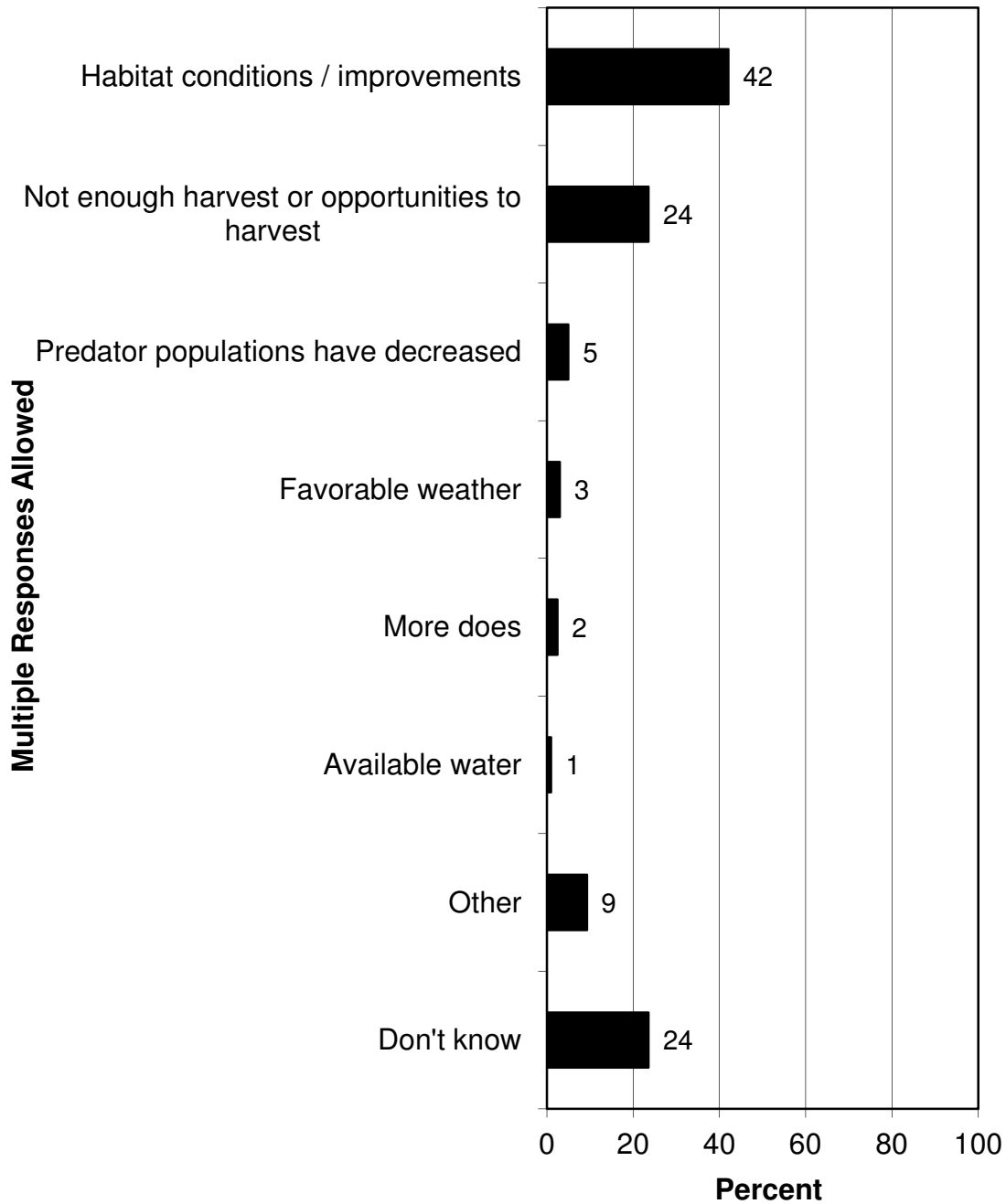
The tabulation for the perceived trend in deer population is also shown sorted by percent saying *increased*.

Q75. In your opinion, has the deer population [for this hunt / in this zone] increased, stayed the same, or decreased over the past 5 years?				
	Increased	Stayed the same	Decreased	Don't know
D12	36.9	36.9	20.8	5.4
G7	33.3	50.0		16.7
G19	28.6	28.6	7.1	35.7
G21	20.0	26.7	33.3	20.0
M9	16.7	8.3	8.3	66.7
J16	15.6	40.6	28.1	15.6
J20	15.4	7.7	15.4	61.5
A21	13.3	6.7	66.7	13.3
G12	11.8	23.5	11.8	52.9
J19	11.1	55.6	11.1	22.2
M4	11.1	11.1	33.3	44.4
A12	10.9	45.7	34.8	8.7
X6B	10.9	31.2	36.2	21.7
A18	10.8	37.8	37.8	13.5
A32	10.0	23.3	53.3	13.3
MA3	9.8	25.5	54.9	9.8
X5B	9.7	3.2	54.8	32.3
X7B	9.6	12.3	49.3	28.8
D17	9.4	32.6	43.5	14.5
X9A	9.3	29.3	30.2	31.1
X6A	9.0	29.3	30.1	31.6
D16	8.9	28.8	42.1	20.2
M6	8.9	33.3	42.2	15.6
A	8.5	24.1	56.5	10.9
X12	8.5	25.5	36.8	29.2
X1	8.4	18.1	57.4	16.1
A33	8.3	33.3	25.0	33.3
J10	8.3	22.2	8.3	61.1
D19	8.1	21.4	54.3	16.2
X2	8.0	13.8	33.3	44.8
A20	7.7	25.6	30.8	35.9
D10	7.5	25.8	55.0	11.7
J18	7.3	34.1	51.2	7.3
X3B	7.1	20.1	43.5	29.2
G13	6.9	33.6	45.7	13.8
A16	6.8	30.1	24.7	38.4
A22	6.6	33.8	42.4	17.2
X4	6.6	15.9	53.6	23.8
D3-5	6.4	25.6	52.9	15.1
G1	6.4	22.9	53.8	16.9
X10	6.4	17.9	56.4	19.3
X5A	6.1	20.4	42.9	30.6
B	6.0	21.6	62.3	10.2
A1	5.9	24.3	55.4	14.4
M3	5.9	17.6	29.4	47.1
X9B	5.7	29.3	41.5	23.6
A31	5.6	21.9	56.3	16.3

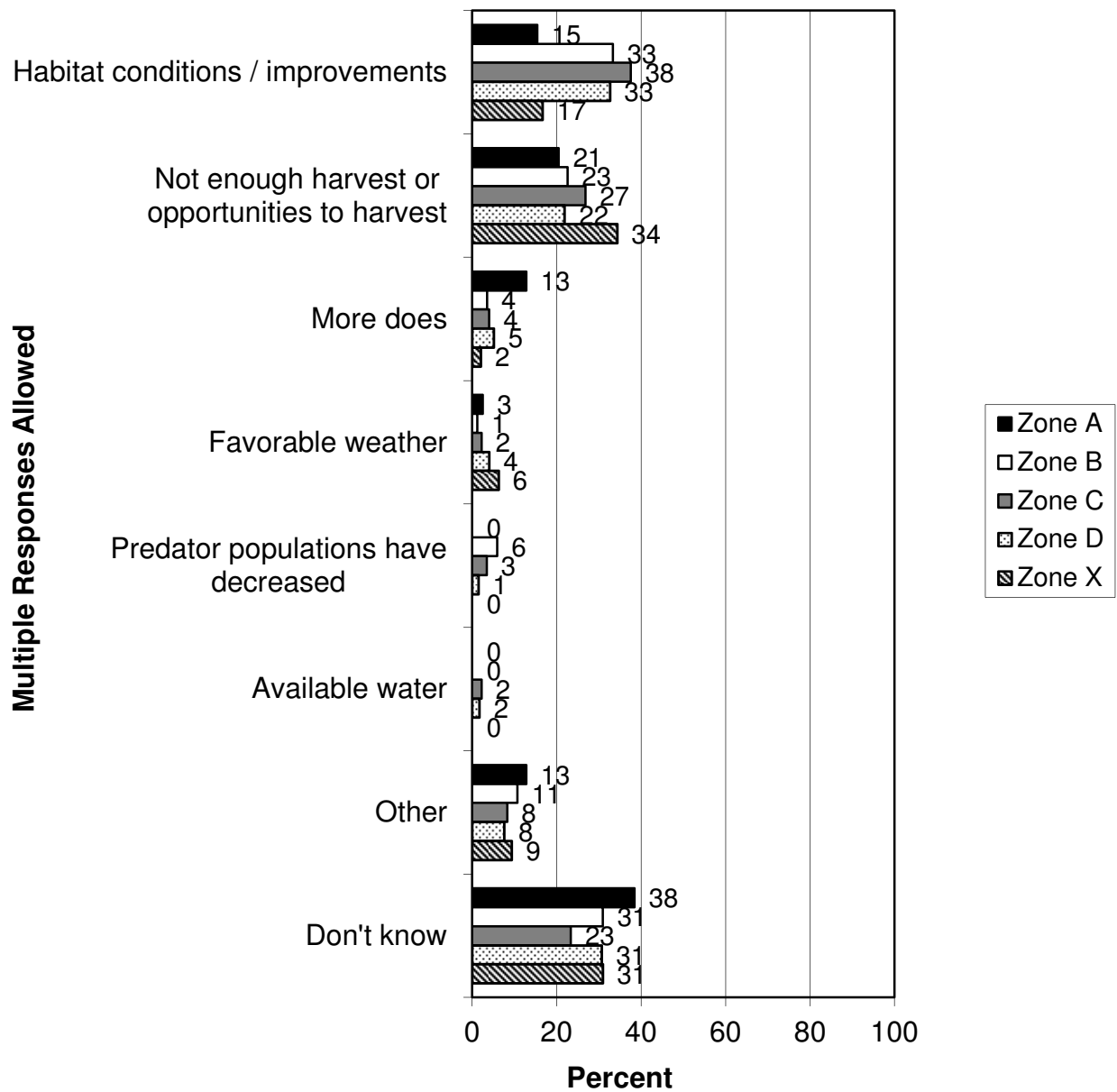
Q75. In your opinion, has the deer population [for this hunt / in this zone] increased, stayed the same, or decreased over the past 5 years?				
	Increased	Stayed the same	Decreased	Don't know
A6	5.1	23.1	46.2	25.6
X9C	5.1	31.4	37.3	26.3
G3	5.0	15.0	20.0	60.0
X3A	4.9	14.8	43.7	36.6
A3	4.8	35.5	38.7	21.0
C	4.7	22.7	58.6	14.0
X7A	4.6	18.5	37.0	39.8
A13	4.5	18.2	45.5	31.8
A30	4.5	13.6	54.5	27.3
D9	4.5	23.4	55.7	16.4
A5	4.3	21.7	47.8	26.1
G6	4.3	17.4	43.5	34.8
A17	4.2	27.1	41.7	27.1
G10	4.1	18.4	36.7	40.8
A11	4.0	12.0	40.0	44.0
D11	3.8	15.0	59.6	21.6
X8	3.8	22.1	47.1	26.9
AO	3.6	23.2	56.6	16.7
A19	3.3	13.3	43.3	40.0
M7	3.1	32.3	47.7	16.9
D6	3.0	16.7	67.5	12.9
D15	2.7	24.8	49.7	22.8
D7	2.7	16.5	69.6	11.2
G38	2.6	35.0	44.4	17.9
D13	2.5	13.1	66.3	18.1
D14	2.5	23.3	60.2	14.0
G11	2.3	20.9	62.8	14.0
A24	2.1	29.2	39.6	29.2
D8	2.0	19.5	65.4	13.1
A7	1.8	37.5	48.2	12.5
MA1	1.4	20.8	63.9	13.9
A14		23.1	61.5	15.4
A15		27.3	50.0	22.7
A25		22.2	50.0	27.8
A26		37.5	12.5	50.0
A27		50.0	50.0	
A4		50.0		50.0
A8		12.5	75.0	12.5
A9		66.7	33.3	
G37		15.4	46.2	38.5
G39		60.0	20.0	20.0
G8		45.5	36.4	18.2
GO		60.0	40.0	
J1			71.4	28.6
J11		9.5	81.0	9.5
J12			33.3	66.7
J13		25.0	62.5	12.5
J14		41.7	41.7	16.7
J15			50.0	50.0
J17		26.7	53.3	20.0
J21		25.9	37.0	37.0

Q75. In your opinion, has the deer population [for this hunt / in this zone] increased, stayed the same, or decreased over the past 5 years?				
	Increased	Stayed the same	Decreased	Don't know
J3		18.2	9.1	72.7
J4		18.2	54.5	27.3
J7		25.0	50.0	25.0
J8		50.0	50.0	
J9		33.3		66.7
M11		44.4	11.1	44.4
M5				100.0
M8		23.1	30.8	46.2
OZ		20.0	80.0	

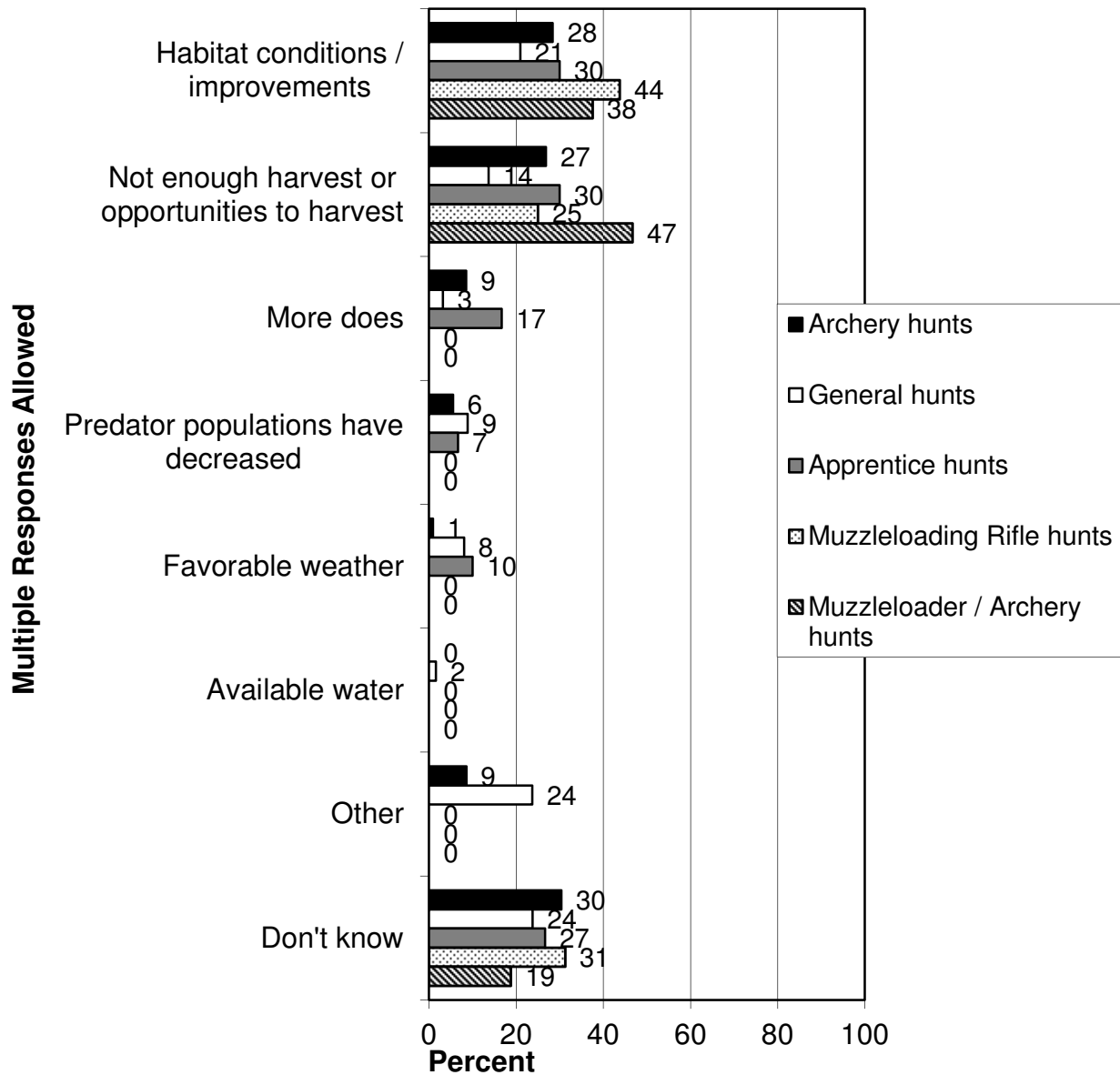
Q78. Why do you think the deer population has increased in this zone? (Asked of those who think the deer population has increased.)



Q78. Why do you think the deer population has increased in this zone? (Asked of those who think the deer population has increased.)



Q78. Why do you think the deer population has increased in this zone? (Asked of those who think the deer population has increased.)



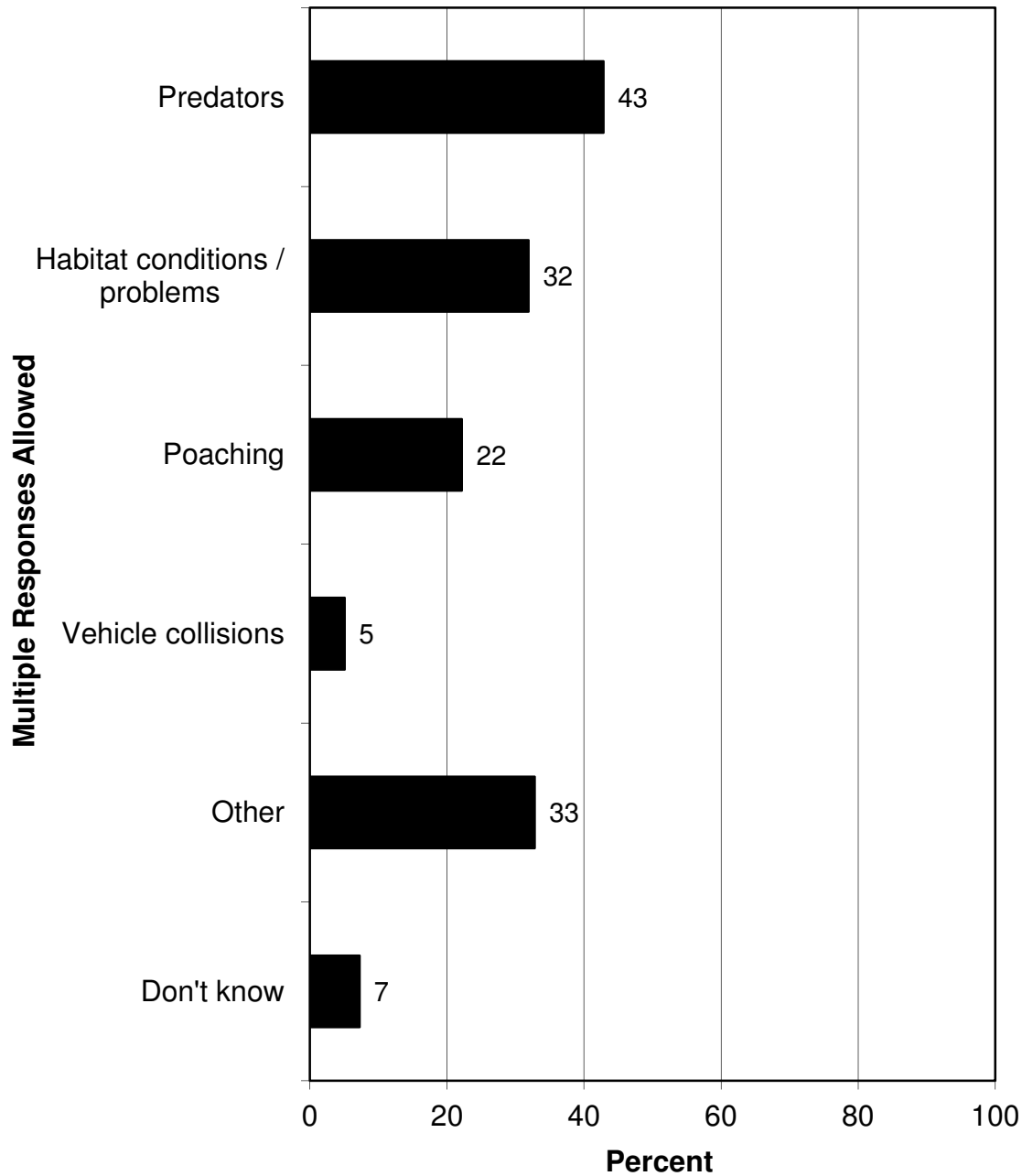
Q78. Why do you think the deer population has increased in this zone? (Asked of those who think the deer population has increased.)

	Habitat conditions / improvements	Not enough harvest or opportunities to harvest	Predator populations have decreased	Favorable weather	More does	Available water	Other	Don't know
A	15	21	0	3	13	0	13	38
A1	39	31	15	0	8	0	8	15
A11	0	0	0	0	0	0	0	100
A12	0	60	0	0	20	0	0	20
A13	0	0	0	100	0	0	0	0
A16	0	20	0	20	0	0	0	60
A17	0	50	0	0	0	0	0	50
A18	24	24	0	0	0	0	24	24
A19	0	100	0	0	0	0	0	0
A20	0	71	0	0	0	0	0	29
A21	50	0	0	0	0	0	0	50
A22	40	40	0	0	0	0	11	11
A24	100	0	0	0	0	0	0	0
A3	33	33	0	33	0	0	0	0
A30	0	100	0	0	0	0	0	0
A31	33	22	0	0	0	0	22	33
A32	0	33	0	0	33	0	0	33
A33	0	0	0	0	0	0	0	100
A5	100	0	0	0	0	0	0	0
A6	50	0	0	0	0	0	0	50
A7	100	0	0	0	0	0	0	0
AO	27	20	7	0	13	0	7	40
B	33	23	6	1	4	0	11	31
C	37	26	0	3	3	3	9	26
D10	23	23	10	0	10	0	10	33
D11	0	25	0	0	0	0	25	50
D12	42	9	0	20	0	16	5	20
D13	40	0	0	0	20	0	20	20
D14	50	17	0	17	17	0	0	0
D15	26	50	0	0	0	0	0	26
D16	58	15	0	0	0	0	8	19
D17	30	30	0	0	0	0	15	30
D19	50	14	0	0	0	0	7	29
D3-5	31	25	2	2	4	0	5	36
D6	9	27	0	0	18	0	18	27
D7	53	12	0	6	18	0	6	12
D8	33	22	0	0	11	11	11	33
D9	56	11	0	0	0	0	11	22
G1	24	12	12	12	0	0	24	24
G10	0	0	0	0	0	0	50	50
G11	0	0	0	0	0	0	100	0
G12	50	0	0	0	0	50	0	0
G13	38	25	0	0	0	0	14	25
G19	0	29	0	0	29	29	0	29
G21	0	0	0	0	40	0	40	40
G3	0	0	100	0	0	0	0	0

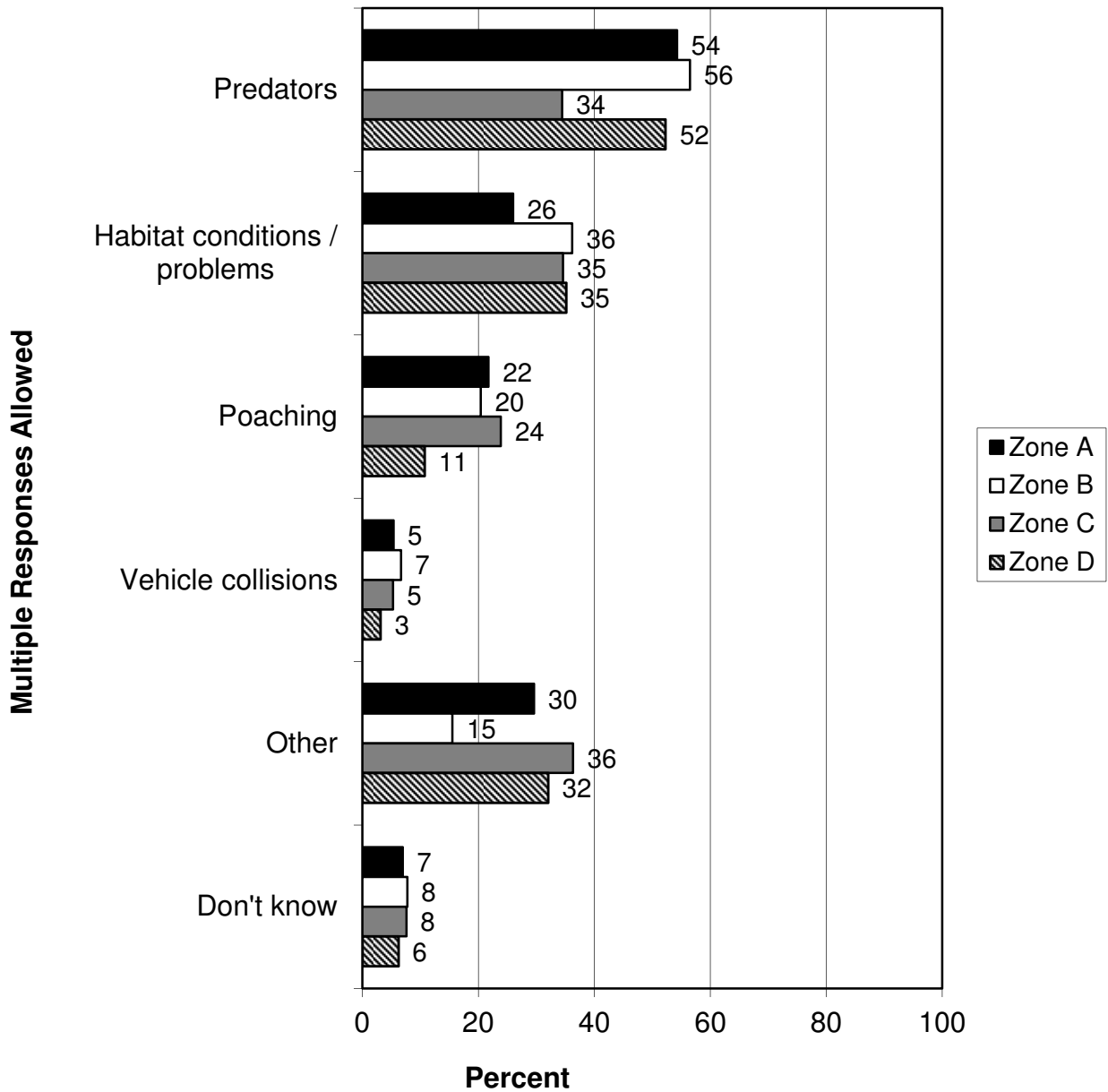
Q78. Why do you think the deer population has increased in this zone? (Asked of those who think the deer population has increased.)								
	Habitat conditions / improvements	Not enough harvest or opportunities to harvest	Predator populations have decreased	Favorable weather	More does	Available water	Other	Don't know
G38	29	0	0	0	71	0	0	0
G6	0	0	0	0	0	0	0	100
G7	0	100	0	0	0	0	0	0
J10	71	71	0	0	0	0	0	0
J16	18	18	0	0	42	0	0	42
J18	40	40	40	0	0	0	0	0
J19	0	0	0	100	0	0	0	0
J20	0	0	0	0	0	0	0	100
M3	0	0	0	0	0	0	0	100
M4	100	0	0	0	0	0	0	0
M6	50	29	0	0	0	0	0	29
M7	0	50	0	0	0	0	0	50
M9	100	0	0	0	0	0	0	0
MA1	0	100	0	0	0	0	0	0
MA3	43	43	0	0	0	0	0	21
X1	7	31	0	7	0	0	7	46
X10	23	23	0	0	0	0	0	56
X12	11	33	0	11	5	0	11	33
X2	69	42	15	0	0	0	0	15
X3A	29	13	13	0	0	0	0	41
X3B	18	28	0	28	0	0	0	28
X4	12	38	0	0	0	0	31	19
X5A	67	0	0	0	0	0	33	0
X5B	33	67	0	0	0	0	0	0
X6A	59	7	7	0	0	0	7	24
X6B	6	40	14	0	0	0	6	47
X7A	0	64	0	18	0	0	0	18
X7B	31	46	0	0	0	15	0	15
X8	25	25	0	25	0	0	0	25
X9A	23	10	10	10	10	0	5	33
X9B	16	28	0	0	16	0	0	44
X9C	18	50	0	0	0	0	0	31

Q82. Why do you think the deer population has decreased in this zone? (Asked of those who think the deer population has decreased.)

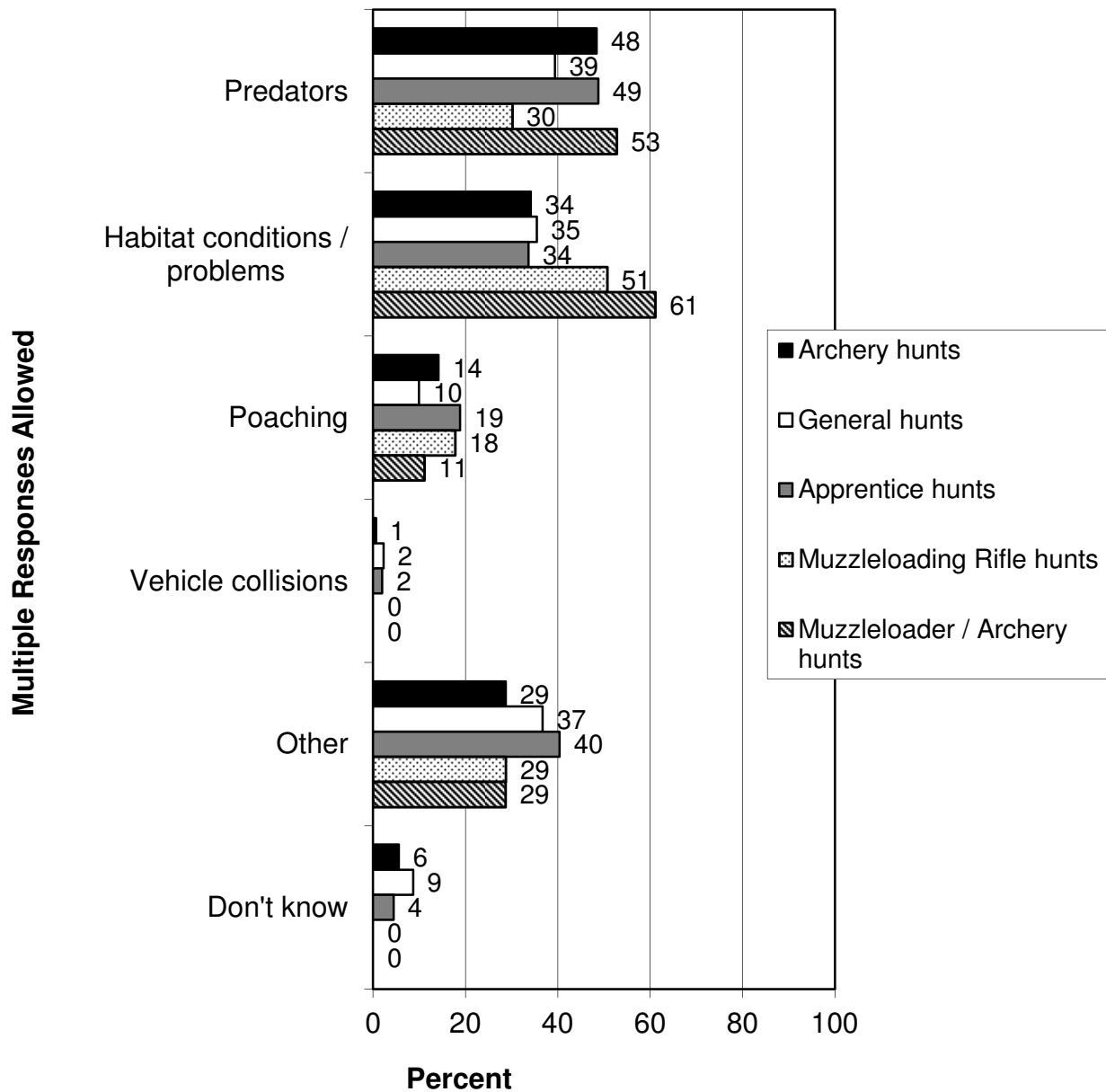
Telephone survey results.



Q82. Why do you think the deer population has decreased in this zone? (Asked of those who think the deer population has decreased.)



Q82. Why do you think the deer population has decreased in this zone? (Asked of those who think the deer population has decreased.)

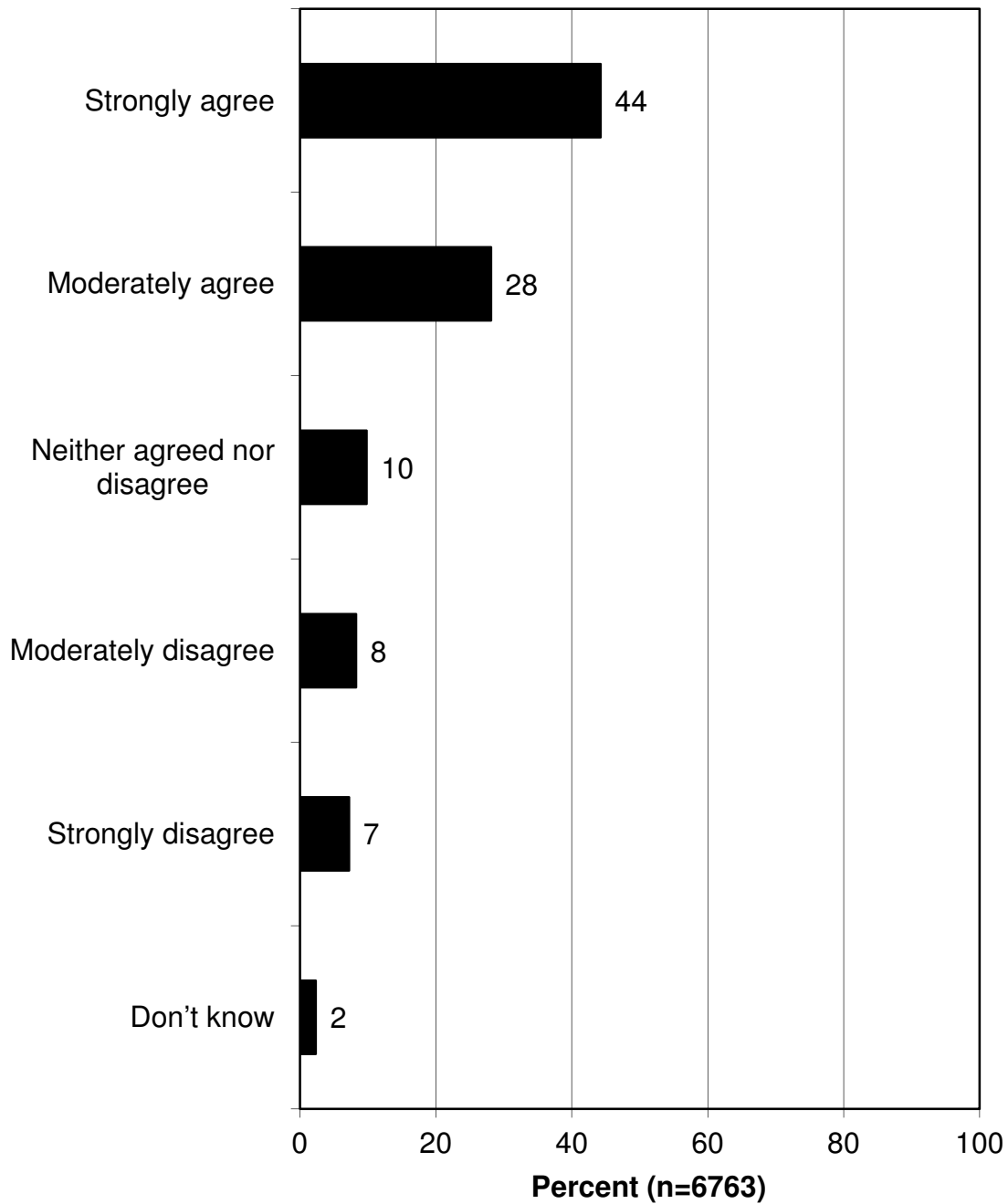


Q82. Why do you think the deer population has decreased in this zone? (Asked of those who think the deer population has decreased.)						
	Predators	Habitat conditions / problems	Poaching	Vehicle collisions	Other	Don't know
A1	71	29	23	0	13	6
A11	33	67	17	0	17	17
A12	45	29	0	0	38	0
A13	67	0	17	0	33	17
A14	67	33	0	0	33	0
A15	23	23	36	14	77	0
A16	67	56	24	24	12	12
A17	69	39	7	0	7	7
A18	37	27	9	0	46	9
A19	50	100	0	0	50	0
A20	0	100	0	0	100	0
A21	42	73	17	0	0	17
A22	34	49	6	0	34	0
A24	55	73	9	0	18	0
A25	50	25	25	0	50	0
A3	60	32	24	8	40	0
A30	42	58	15	0	42	0
A31	46	42	29	0	29	0
A32	23	44	11	0	67	0
A33	20	40	20	0	40	20
A5	63	13	13	0	0	0
A6	69	56	0	13	31	0
A7	50	26	0	9	42	0
A8	67	67	33	0	0	0
A9	100	0	0	0	100	0
AO	45	24	12	0	27	9
B	54	26	22	5	30	7
C	54	38	20	8	16	8
D10	53	49	20	0	27	0
D11	11	45	21	3	45	5
D12	15	19	23	0	54	12
D13	27	45	25	5	45	5
D14	50	32	32	4	25	4
D15	23	41	15	5	54	2
D16	14	62	5	0	29	9
D17	13	56	30	0	40	4
D19	21	49	18	0	41	6
D3-5	35	30	27	10	35	9
D6	45	29	8	0	29	13
D7	35	37	30	1	42	6
D8	38	36	24	1	33	8
D9	45	32	16	0	32	0
G1	46	19	11	4	31	11
G10	22	44	0	0	44	11
G11	46	62	8	0	62	8
G12	0	0	0	0	100	0
G13	19	39	19	4	35	6

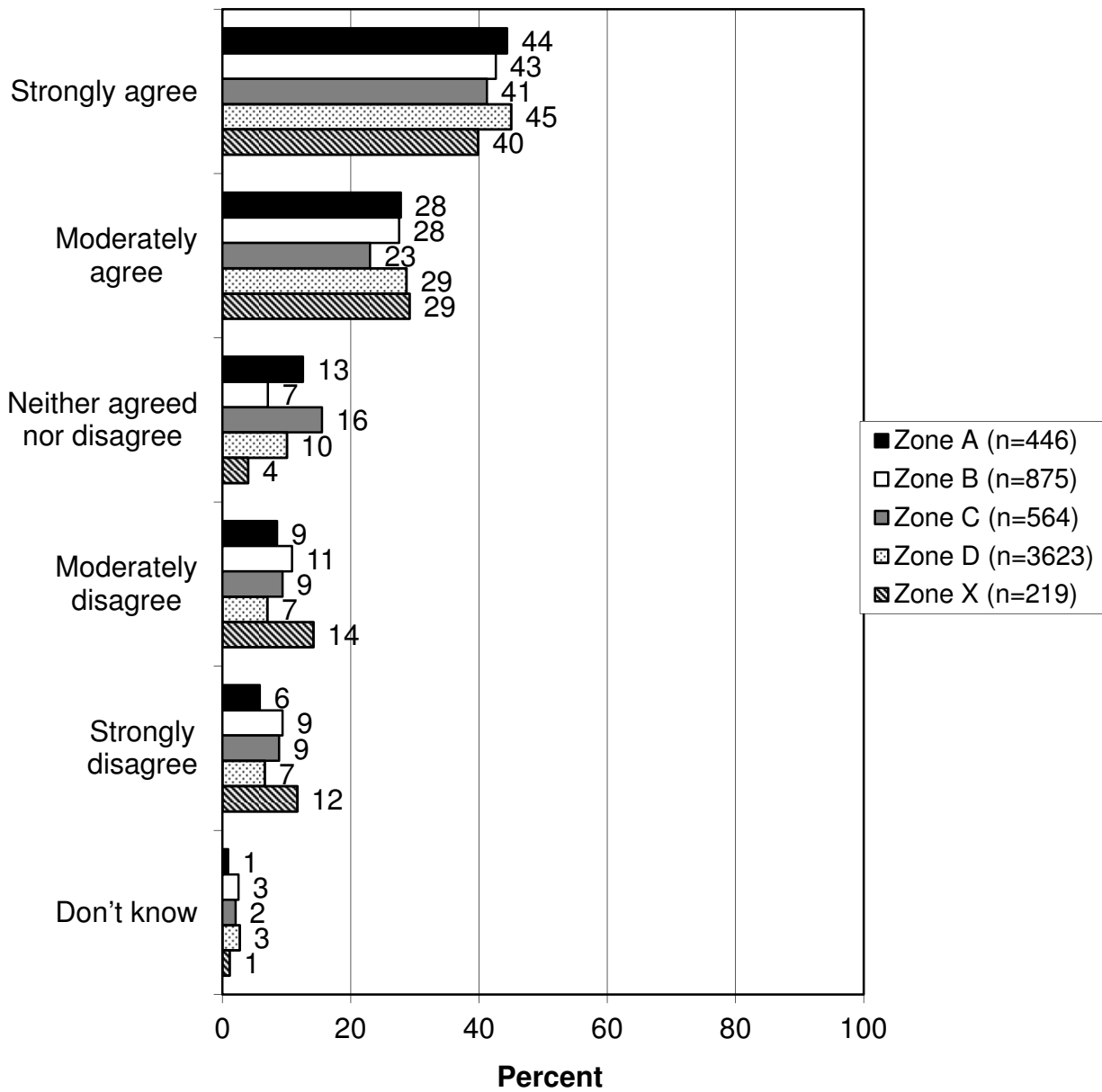
Q82. Why do you think the deer population has decreased in this zone? (Asked of those who think the deer population has decreased.)						
	Predators	Habitat conditions / problems	Poaching	Vehicle collisions	Other	Don't know
G19	0	100	0	0	100	0
G21	50	0	50	0	0	0
G3	100	100	0	0	0	0
G37	50	100	0	0	0	0
G38	50	55	0	0	18	0
G39	0	100	0	0	0	0
G6	36	18	18	0	64	0
G8	0	50	0	0	50	0
GO	100	50	0	0	0	0
J1	61	22	22	0	22	22
J10	50	50	50	0	50	0
J11	46	33	19	0	46	0
J12	0	0	0	0	100	0
J13	82	41	41	0	0	0
J14	58	42	0	0	17	0
J15	0	50	0	0	100	0
J16	24	43	10	0	67	0
J17	62	62	23	0	23	0
J18	40	34	29	6	46	9
J19	0	100	0	0	100	0
J20	0	0	0	0	50	50
J21	56	24	12	12	44	0
J3	100	0	0	0	0	0
J4	75	25	0	0	75	0
J7	100	0	0	0	0	0
J8	0	0	0	0	100	0
M11	0	0	0	0	100	0
M3	50	50	0	0	50	0
M4	0	0	0	0	100	0
M6	13	69	0	0	31	0
M7	32	53	26	0	16	0
M8	60	40	0	0	60	0
M9	100	0	100	0	0	0
MA1	55	62	7	0	29	0
MA3	50	62	16	0	28	0
OZ	50	0	0	0	0	50
X1	54	27	25	2	39	4
X10	39	61	5	3	34	3
X12	30	20	0	0	36	23
X2	69	31	14	7	38	7
X3A	73	34	10	3	14	0
X3B	57	14	0	0	21	18
X4	47	53	11	7	32	0
X5A	58	19	6	0	23	13
X5B	40	20	0	0	60	10
X6A	36	26	15	4	26	11
X6B	52	26	9	0	21	13
X7A	30	24	9	4	24	30
X7B	12	39	12	0	50	18

Q82. Why do you think the deer population has decreased in this zone? (Asked of those who think the deer population has decreased.)						
	Predators	Habitat conditions / problems	Poaching	Vehicle collisions	Other	Don't know
X8	45	31	14	0	31	10
X9A	38	56	27	0	17	12
X9B	42	47	11	4	22	7
X9C	31	54	0	0	42	4

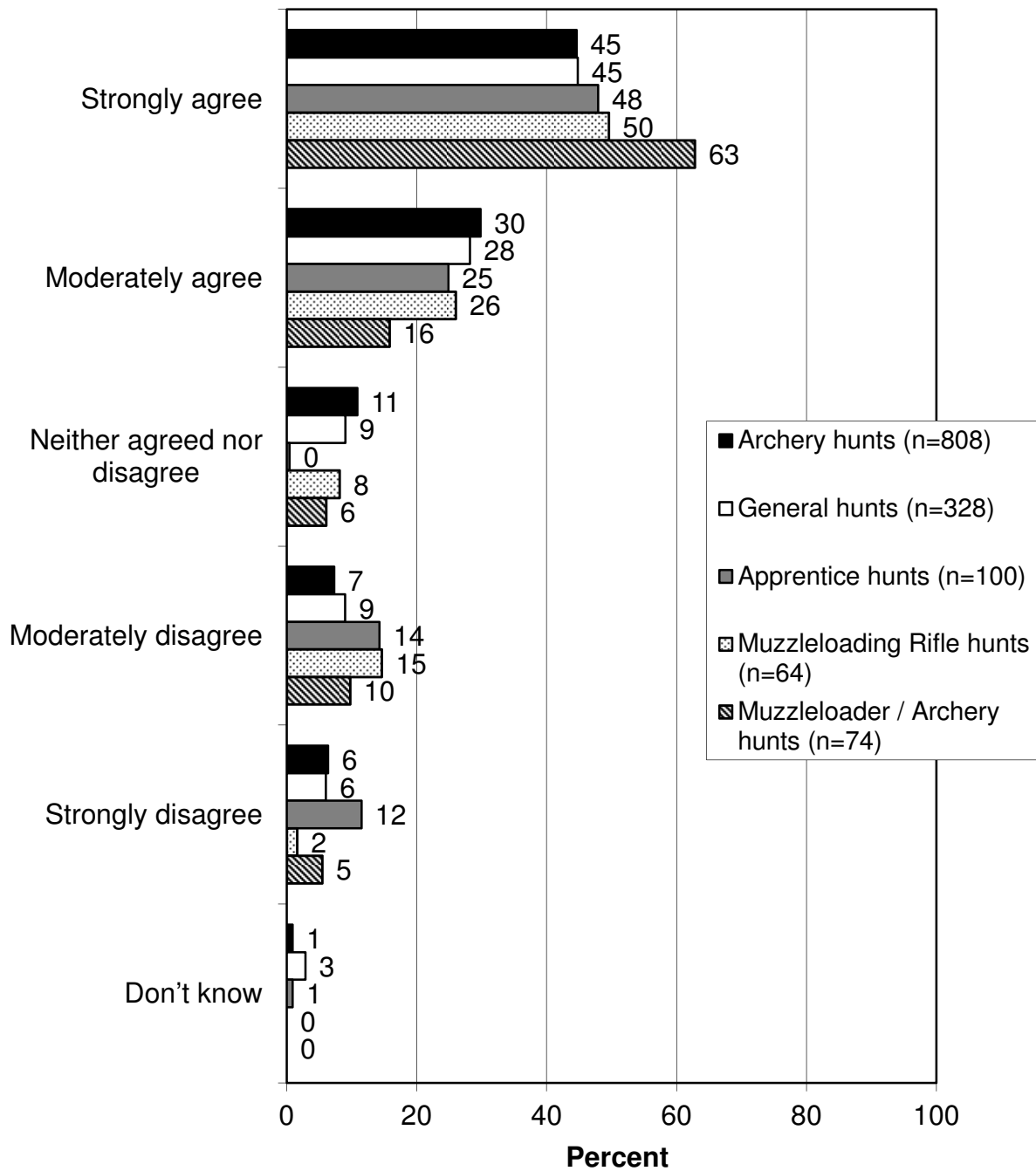
Q85. Do you agree or disagree that habitat conditions have contributed to the decrease in the deer population in this zone?



Q85. Do you agree or disagree that habitat conditions have contributed to the decrease in the deer population in this zone?



Q85. Do you agree or disagree that habitat conditions have contributed to the decrease in the deer population in this zone?



Q85. Do you agree or disagree that habitat conditions have contributed to the decrease in the deer population in this zone?						
	Strongly agree	Moderately agree	Neither agreed nor disagree	Moderately disagree	Strongly disagree	Don't know
A	44.4	27.8	12.6	8.5	5.8	0.9
A1	39.0	19.5	17.1	10.6	13.8	
A11	60.0	20.0		10.0	10.0	
A12	43.8	43.8		6.3	6.3	
A13	20.0	30.0		10.0	40.0	
A14	37.5	12.5	25.0	12.5	12.5	
A15	45.5	27.3	18.2	9.1		
A16	44.4	33.3			22.2	
A17	45.0	30.0		15.0	10.0	
A18	28.6	35.7		28.6	7.1	
A19	46.2	30.8	7.7		7.7	7.7
A20	16.7	25.0	25.0	8.3	25.0	
A21	80.0		10.0	10.0		
A22	46.9	28.1	4.7	6.3	12.5	1.6
A24	52.6	31.6	5.3	5.3	5.3	
A25	22.2	22.2	11.1	11.1	33.3	
A26	50.0	50.0				
A27	100.0					
A3	54.2	12.5		20.8	8.3	4.2
A30	41.7	33.3		8.3	16.7	
A31	46.7	27.8	11.1	6.7	7.8	
A32	75.0	12.5		12.5		
A33	66.7	16.7		16.7		
A5	36.4	18.2	9.1	9.1	27.3	
A6	44.4	27.8	11.1	11.1	5.6	
A7	37.0	33.3	3.7	11.1	14.8	
A8	50.0	16.7			16.7	16.7
A9	100.0					
AO	45.1	33.8	11.4	5.5	3.0	1.3
B	42.6	27.5	7.1	10.9	9.4	2.5
C	41.7	23.8	15.2	9.1	7.7	2.5
D10	54.5	21.2	3.0	7.6	10.6	3.0
D11	55.1	25.2	7.9	5.5	3.1	3.1
D12	41.9	22.6	9.7	9.7	9.7	6.5
D13	53.8	28.8	10.6	2.3	3.8	0.8
D14	51.4	30.3	7.7	2.8	7.0	0.7
D15	59.5	20.3	4.1	6.8	9.5	
D16	51.2	31.7	6.5	3.3	2.4	4.9
D17	66.7	15.0	3.3	5.0	6.7	3.3
D19	56.4	27.7		8.5	4.3	3.2
D3-5	42.7	27.6	12.6	7.9	6.0	3.2
D6	42.2	31.1	11.2	6.8	4.8	4.0
D7	39.7	30.7	9.6	9.2	8.5	2.3
D8	46.0	31.8	7.3	5.2	8.7	1.0
D9	50.0	25.9	6.3	8.9	8.9	
G1	39.9	28.7	9.8	11.2	7.7	2.8
G10	61.1	27.8	5.6	5.6		

Q85. Do you agree or disagree that habitat conditions have contributed to the decrease in the deer population in this zone?						
	Strongly agree	Moderately agree	Neither agreed nor disagree	Moderately disagree	Strongly disagree	Don't know
G11	70.4	22.2	7.4			
G12		50.0	50.0			
G13	56.6	20.8	3.8	5.7	3.8	9.4
G19	100.0					
G21	40.0	40.0	20.0			
G3	50.0	25.0	25.0			
G37	33.3	33.3	16.7	16.7		
G38	42.3	36.5	9.6	1.9	5.8	3.8
G39	100.0					
G6	30.0	40.0		20.0		10.0
G8	50.0	25.0	25.0			
GO		50.0			50.0	
J1	20.0	60.0			20.0	
J10	100.0					
J11	58.8	23.5		5.9	11.8	
J12	100.0					
J13	20.0	40.0		20.0	20.0	
J14	80.0				20.0	
J15	100.0					
J16	44.4	22.2		22.2		11.1
J17	62.5	25.0		12.5		
J18	52.4	19.0		9.5	19.0	
J19	100.0					
J20		100.0				
J21	30.0	30.0		20.0	20.0	
J3	100.0					
J4	83.3		16.7			
J7		50.0		50.0		
J8				100.0		
M11	100.0					
M3	20.0	20.0		60.0		
M4	66.7	33.3				
M6	57.9	15.8	15.8	10.5		
M7	45.2	32.3	6.5	12.9	3.2	
M8	50.0	25.0		25.0		
M9	100.0					
MA1	67.4	17.4	2.2	8.7	4.3	
MA3	57.1	14.3	10.7	10.7	7.1	
OZ		50.0		25.0	25.0	
X1	38.2	27.0	6.7	11.2	11.2	5.6
X10	59.5	26.6	3.8	3.8	3.8	2.5
X12	28.2	29.5	11.5	11.5	12.8	6.4
X2	44.8	34.5	6.9		10.3	3.4
X3A	29.0	30.6	14.5	9.7	12.9	3.2
X3B	23.9	22.4	17.9	9.0	23.9	3.0
X4	40.7	35.8	7.4	3.7	11.1	1.2
X5A	38.1	19.0	9.5	19.0	14.3	
X5B	64.7	23.5	5.9		5.9	
X6A	35.0	22.5	5.0	15.0	10.0	12.5

Q85. Do you agree or disagree that habitat conditions have contributed to the decrease in the deer population in this zone?						
	Strongly agree	Moderately agree	Neither agreed nor disagree	Moderately disagree	Strongly disagree	Don't know
X6B	40.0	28.0	10.0	12.0	10.0	
X7A	45.0	35.0	2.5	2.5	5.0	10.0
X7B	44.4	33.3	5.6	11.1	5.6	
X8	36.7	26.5	2.0	22.4	10.2	2.0
X9A	47.8	18.8	10.1	11.6	7.2	4.3
X9B	43.1	39.2	7.8	2.0	7.8	
X9C	46.7	28.9	11.1	2.2	8.9	2.2

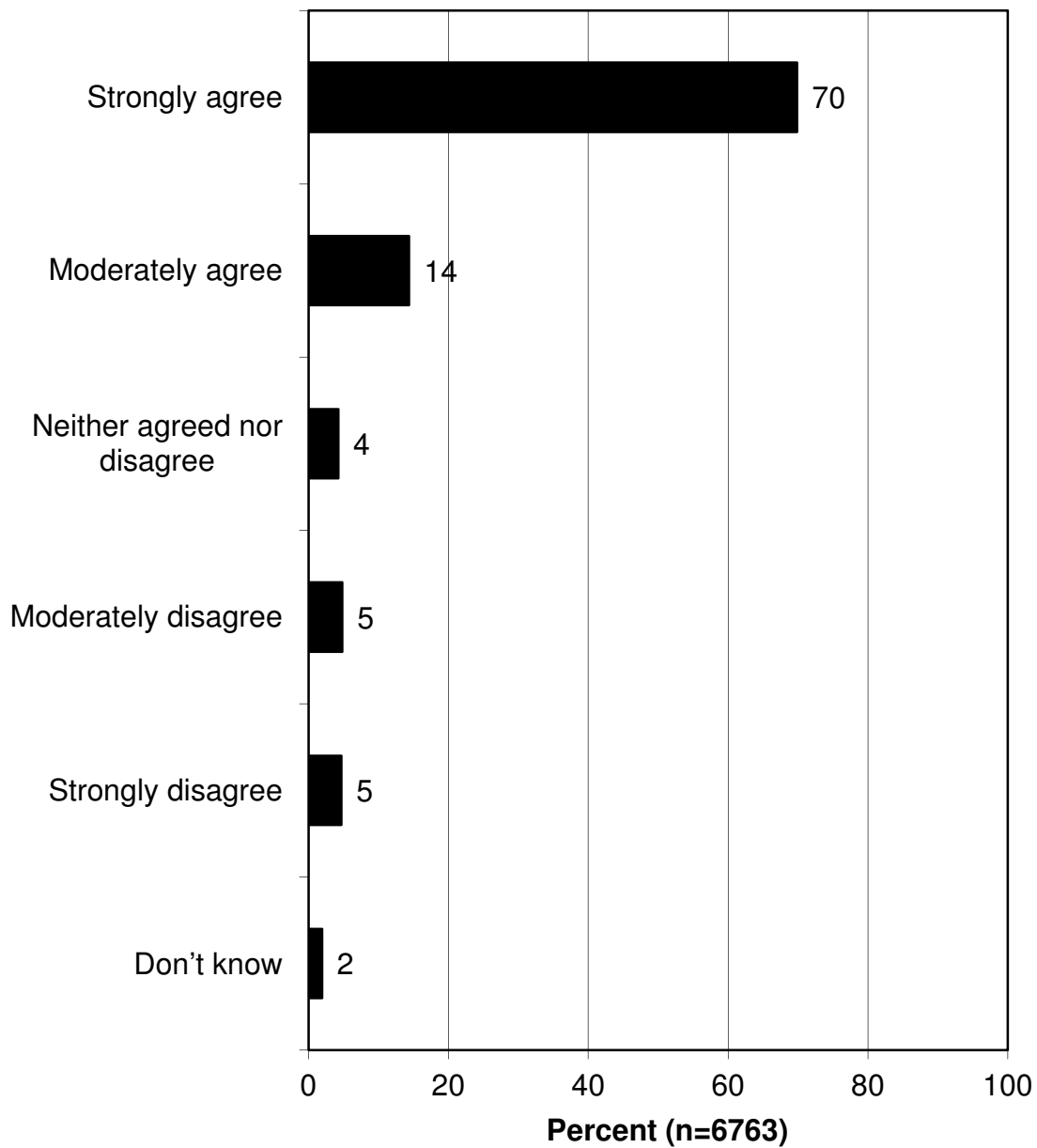
The tabulation for the question about habitat conditions leading to a possible decrease in deer is also shown sorted by *strongly* agree.

Q85. Do you agree or disagree that habitat conditions have contributed to the decrease in the deer population in this zone?						
	Strongly agree	Moderately agree	Neither agreed nor disagree	Moderately disagree	Strongly disagree	Don't know
A27	100.0					
A9	100.0					
G19	100.0					
G39	100.0					
J10	100.0					
J12	100.0					
J15	100.0					
J19	100.0					
J3	100.0					
M11	100.0					
M9	100.0					
J4	83.3		16.7			
A21	80.0		10.0	10.0		
J14	80.0				20.0	
A32	75.0	12.5		12.5		
G11	70.4	22.2	7.4			
MA1	67.4	17.4	2.2	8.7	4.3	
A33	66.7	16.7		16.7		
D17	66.7	15.0	3.3	5.0	6.7	3.3
M4	66.7	33.3				
X5B	64.7	23.5	5.9		5.9	
J17	62.5	25.0		12.5		
G10	61.1	27.8	5.6	5.6		
A11	60.0	20.0		10.0	10.0	
D15	59.5	20.3	4.1	6.8	9.5	
X10	59.5	26.6	3.8	3.8	3.8	2.5
J11	58.8	23.5		5.9	11.8	
M6	57.9	15.8	15.8	10.5		
MA3	57.1	14.3	10.7	10.7	7.1	
G13	56.6	20.8	3.8	5.7	3.8	9.4
D19	56.4	27.7		8.5	4.3	3.2
D11	55.1	25.2	7.9	5.5	3.1	3.1
D10	54.5	21.2	3.0	7.6	10.6	3.0
A3	54.2	12.5		20.8	8.3	4.2
D13	53.8	28.8	10.6	2.3	3.8	0.8
A24	52.6	31.6	5.3	5.3	5.3	
J18	52.4	19.0		9.5	19.0	
D14	51.4	30.3	7.7	2.8	7.0	0.7
D16	51.2	31.7	6.5	3.3	2.4	4.9
A26	50.0	50.0				
A8	50.0	16.7			16.7	16.7
D9	50.0	25.9	6.3	8.9	8.9	
G3	50.0	25.0	25.0			
G8	50.0	25.0	25.0			
M8	50.0	25.0		25.0		

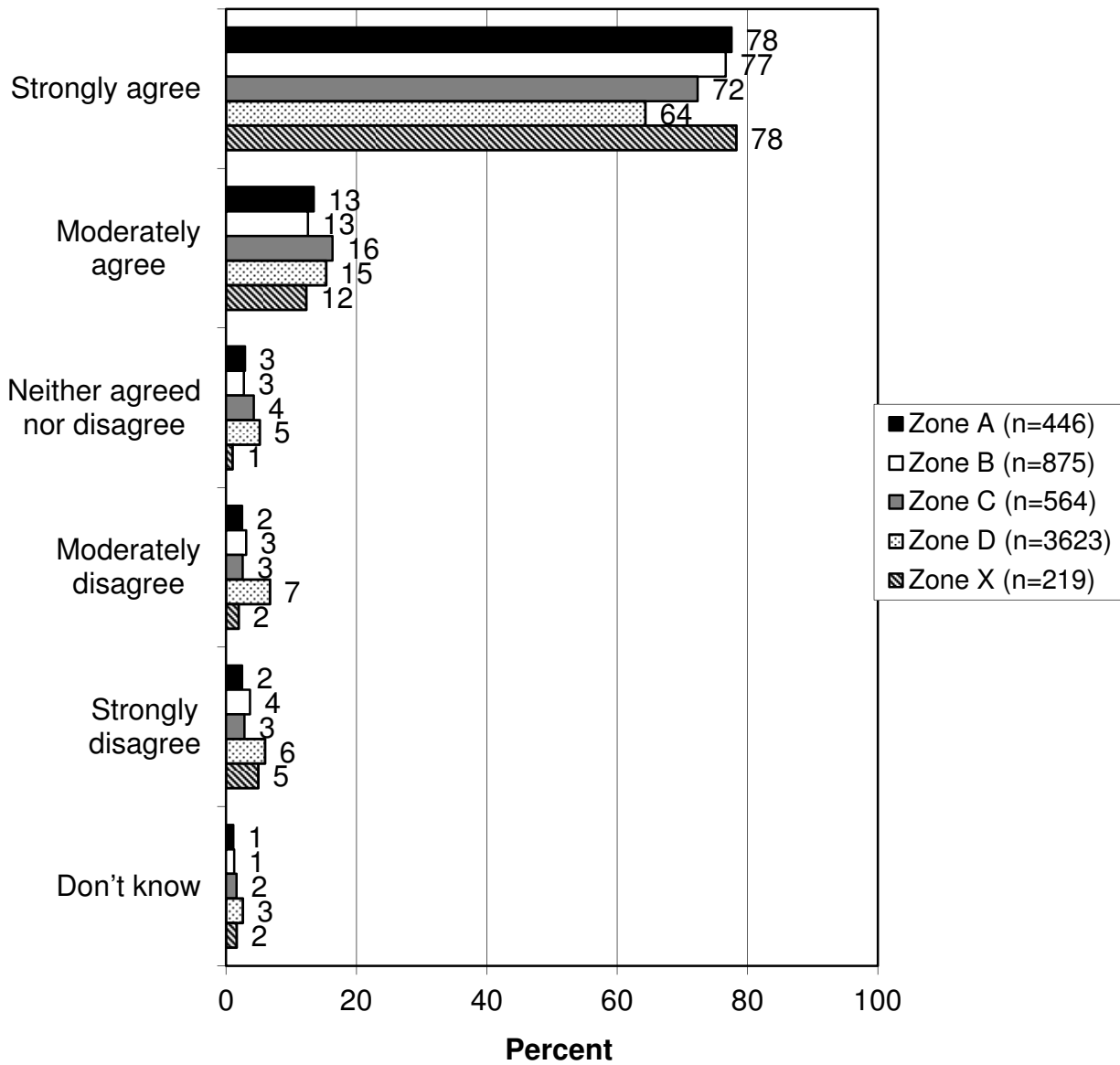
Q85. Do you agree or disagree that habitat conditions have contributed to the decrease in the deer population in this zone?						
	Strongly agree	Moderately agree	Neither agreed nor disagree	Moderately disagree	Strongly disagree	Don't know
X9A	47.8	18.8	10.1	11.6	7.2	4.3
A22	46.9	28.1	4.7	6.3	12.5	1.6
A31	46.7	27.8	11.1	6.7	7.8	
X9C	46.7	28.9	11.1	2.2	8.9	2.2
A19	46.2	30.8	7.7		7.7	7.7
D8	46.0	31.8	7.3	5.2	8.7	1.0
A15	45.5	27.3	18.2	9.1		
M7	45.2	32.3	6.5	12.9	3.2	
AO	45.1	33.8	11.4	5.5	3.0	1.3
A17	45.0	30.0		15.0	10.0	
X7A	45.0	35.0	2.5	2.5	5.0	10.0
X2	44.8	34.5	6.9		10.3	3.4
A	44.4	27.8	12.6	8.5	5.8	0.9
A16	44.4	33.3			22.2	
A6	44.4	27.8	11.1	11.1	5.6	
J16	44.4	22.2		22.2		11.1
X7B	44.4	33.3	5.6	11.1	5.6	
A12	43.8	43.8		6.3	6.3	
X9B	43.1	39.2	7.8	2.0	7.8	
D3-5	42.7	27.6	12.6	7.9	6.0	3.2
B	42.6	27.5	7.1	10.9	9.4	2.5
G38	42.3	36.5	9.6	1.9	5.8	3.8
D6	42.2	31.1	11.2	6.8	4.8	4.0
D12	41.9	22.6	9.7	9.7	9.7	6.5
A30	41.7	33.3		8.3	16.7	
C	41.7	23.8	15.2	9.1	7.7	2.5
X4	40.7	35.8	7.4	3.7	11.1	1.2
G21	40.0	40.0	20.0			
X6B	40.0	28.0	10.0	12.0	10.0	
G1	39.9	28.7	9.8	11.2	7.7	2.8
D7	39.7	30.7	9.6	9.2	8.5	2.3
A1	39.0	19.5	17.1	10.6	13.8	
X1	38.2	27.0	6.7	11.2	11.2	5.6
X5A	38.1	19.0	9.5	19.0	14.3	
A14	37.5	12.5	25.0	12.5	12.5	
A7	37.0	33.3	3.7	11.1	14.8	
X8	36.7	26.5	2.0	22.4	10.2	2.0
A5	36.4	18.2	9.1	9.1	27.3	
X6A	35.0	22.5	5.0	15.0	10.0	12.5
G37	33.3	33.3	16.7	16.7		
G6	30.0	40.0		20.0		10.0
J21	30.0	30.0		20.0	20.0	
X3A	29.0	30.6	14.5	9.7	12.9	3.2
A18	28.6	35.7		28.6	7.1	
X12	28.2	29.5	11.5	11.5	12.8	6.4
X3B	23.9	22.4	17.9	9.0	23.9	3.0
A25	22.2	22.2	11.1	11.1	33.3	
A13	20.0	30.0		10.0	40.0	
J1	20.0	60.0			20.0	

Q85. Do you agree or disagree that habitat conditions have contributed to the decrease in the deer population in this zone?						
	Strongly agree	Moderately agree	Neither agreed nor disagree	Moderately disagree	Strongly disagree	Don't know
J13	20.0	40.0		20.0	20.0	
M3	20.0	20.0		60.0		
A20	16.7	25.0	25.0	8.3	25.0	
G12		50.0	50.0			
GO		50.0			50.0	
J20		100.0				
J7		50.0		50.0		
J8				100.0		
OZ		50.0		25.0	25.0	

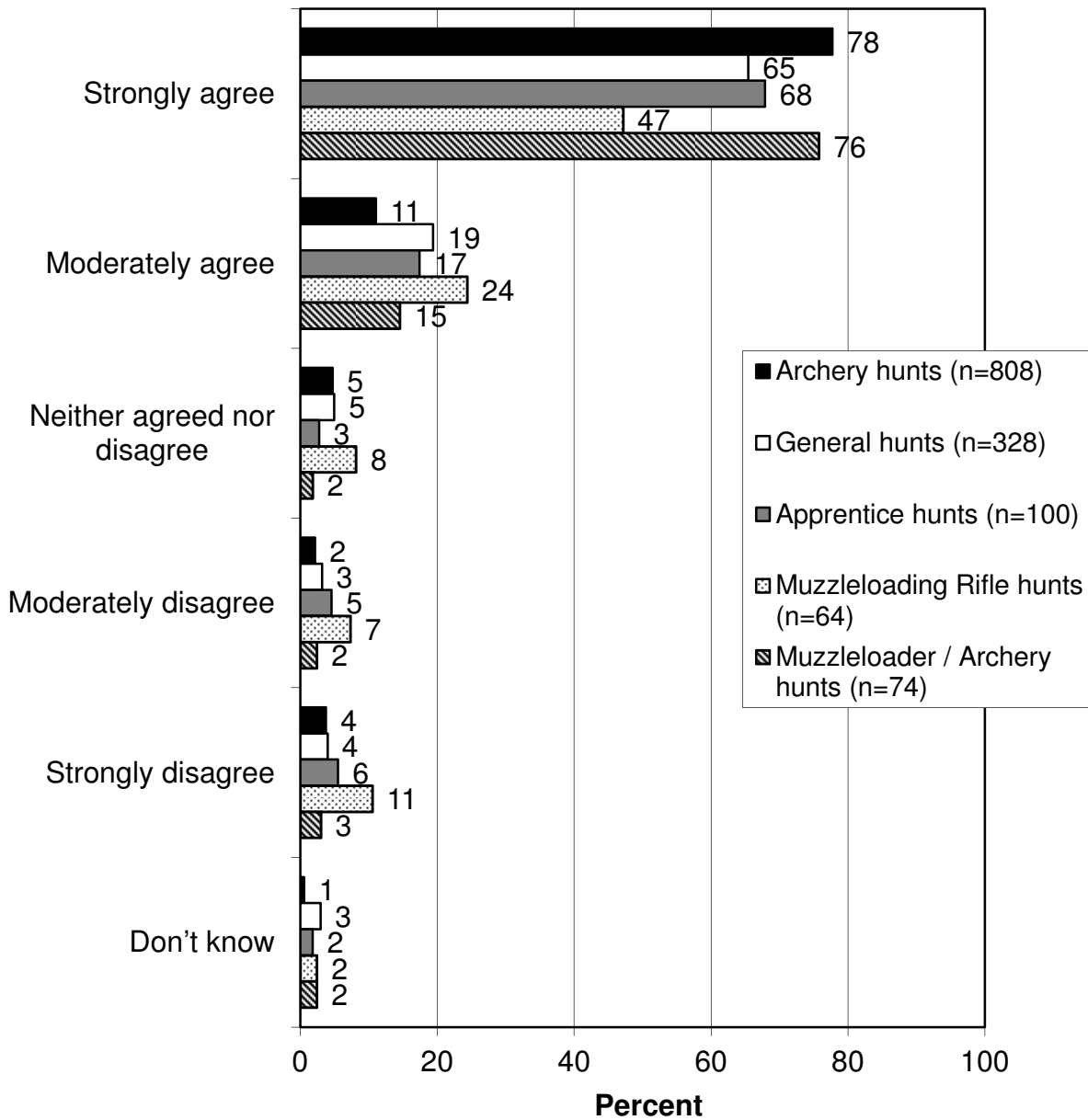
Q86. Do you agree or disagree that predators, such as mountain lions and coyote, have contributed to the decrease in the deer population in this zone?



Q86. Do you agree or disagree that predators, such as mountain lions and coyote, have contributed to the decrease in the deer population in this zone?



Q86. Do you agree or disagree that predators, such as mountain lions and coyote, have contributed to the decrease in the deer population in this zone?



Q86. Do you agree or disagree that predators, such as mountain lions and coyote, have contributed to the decrease in the deer population in this zone?						
	Strongly agree	Moderately agree	Neither agreed nor disagree	Moderately disagree	Strongly disagree	Don't know
A	77.6	13.5	2.9	2.5	2.5	1.1
A1	79.7	11.4	4.1	0.8	3.3	0.8
A11	90.0	10.0				
A12	81.3	6.3		6.3	6.3	
A13	80.0	10.0			10.0	
A14	62.5		25.0	12.5		
A15	72.7	18.2			9.1	
A16	72.2	16.7		5.6	5.6	
A17	75.0	20.0			5.0	
A18	85.7	7.1			7.1	
A19	38.5	15.4		15.4	15.4	15.4
A20	75.0	25.0				
A21	100.0					
A22	76.6	9.4	3.1	4.7	6.3	
A24	78.9	15.8			5.3	
A25	44.4	22.2		11.1	11.1	11.1
A26		50.0	50.0			
A27		100.0				
A3	83.3	12.5				4.2
A30	50.0	33.3		16.7		
A31	84.4	5.6	1.1	4.4	2.2	2.2
A32	75.0			6.3	12.5	6.3
A33	50.0			33.3	16.7	
A5	90.9				9.1	
A6	88.9	5.6				5.6
A7	88.9	7.4	3.7			
A8	83.3	16.7				
A9	100.0					
AO	76.8	11.8	6.3	1.7	3.4	
B	76.7	12.6	2.7	3.1	3.7	1.3
C	70.7	17.5	4.3	2.9	2.7	1.8
D10	75.8	15.2	1.5	1.5	4.5	1.5
D11	59.8	18.1	3.9	7.9	5.5	4.7
D12	48.4	25.8		9.7	9.7	6.5
D13	47.0	22.0	5.3	9.1	12.9	3.8
D14	63.4	15.5	5.6	7.0	7.7	0.7
D15	37.8	21.6	2.7	12.2	24.3	1.4
D16	53.7	20.3	8.1	7.3	6.5	4.1
D17	46.7	18.3	8.3	15.0	10.0	1.7
D19	54.3	23.4	3.2	8.5	8.5	2.1
D3-5	65.0	14.0	5.7	7.3	5.9	2.0
D6	68.1	14.7	4.8	5.2	4.8	2.4
D7	64.2	15.8	5.5	6.9	4.8	2.8
D8	70.6	12.5	4.2	5.2	4.8	2.8
D9	71.4	15.2	6.3	3.6	3.6	
G1	70.6	18.9	3.5	2.1	2.1	2.8
G10	38.9	11.1	22.2	11.1	16.7	

Q86. Do you agree or disagree that predators, such as mountain lions and coyote, have contributed to the decrease in the deer population in this zone?						
G11	51.9	33.3	7.4		7.4	
G12		100.0				
G13	56.6	17.0	3.8	9.4	5.7	7.5
G19	100.0					
G21	80.0		20.0			
G3	100.0					
G37	100.0					
G38	61.5	21.2	1.9	5.8	3.8	5.8
G39					100.0	
G6	50.0	30.0			10.0	10.0
G8	50.0				25.0	25.0
GO	50.0	50.0				
J1	20.0	60.0		20.0		
J10	66.7	33.3				
J11	58.8	29.4	5.9		5.9	
J12	100.0					
J13	80.0	20.0				
J14	80.0				20.0	
J15	33.3			66.7		
J16	55.6	11.1	11.1		11.1	11.1
J17	87.5			12.5		
J18	66.7	19.0			9.5	4.8
J19	100.0					
J20	50.0		50.0			
J21	70.0	10.0		10.0	10.0	
J3	100.0					
J4	100.0					
J7	100.0					
J8	100.0					
M11	100.0					
M3	80.0					20.0
M4	33.3	33.3	33.3			
M6	57.9	31.6	5.3		5.3	
M7	32.3	25.8	9.7	12.9	16.1	3.2
M8	100.0					
M9	100.0					
MA1	80.4	8.7		4.3	2.2	4.3
MA3	71.4	21.4	3.6		3.6	
OZ	100.0					
X1	78.7	9.0	1.1	4.5	2.2	4.5
X10	58.2	16.5	6.3	7.6	6.3	5.1
X12	60.3	24.4	5.1	1.3	2.6	6.4
X2	82.8	6.9	3.4		6.9	
X3A	87.1	4.8	1.6	1.6	1.6	3.2
X3B	89.6	6.0				4.5
X4	74.1	13.6	7.4	1.2	2.5	1.2
X5A	85.7	4.8		4.8	4.8	
X5B	70.6	11.8		5.9	5.9	5.9
X6A	72.5	12.5	2.5	7.5	2.5	2.5
X6B	78.0	8.0	4.0	4.0	2.0	4.0
X7A	72.5	15.0		5.0		7.5
X7B	66.7	16.7		2.8	2.8	11.1

Q86. Do you agree or disagree that predators, such as mountain lions and coyote, have contributed to the decrease in the deer population in this zone?							
X8	69.4	22.4	2.0	2.0	2.0	2.0	2.0
X9A	58.0	21.7	7.2	5.8	4.3	2.9	
X9B	82.4	11.8	2.0	2.0	2.0		
X9C	73.3	13.3	2.2	4.4	6.7		

The tabulation for the question about predators' role in a possible decrease in deer is also shown sorted by *strongly* agree.

Q86. Do you agree or disagree that predators, such as mountain lions and coyote, have contributed to the decrease in the deer population in this zone?						
	Strongly agree	Moderately agree	Neither agreed nor disagree	Moderately disagree	Strongly disagree	Don't know
A21	100.0					
A9	100.0					
G19	100.0					
G3	100.0					
G37	100.0					
J12	100.0					
J19	100.0					
J3	100.0					
J4	100.0					
J7	100.0					
J8	100.0					
M11	100.0					
M8	100.0					
M9	100.0					
OZ	100.0					
A5	90.9				9.1	
A11	90.0	10.0				
X3B	89.6	6.0				4.5
A6	88.9	5.6				5.6
A7	88.9	7.4	3.7			
J17	87.5			12.5		
X3A	87.1	4.8	1.6	1.6	1.6	3.2
A18	85.7	7.1			7.1	
X5A	85.7	4.8		4.8	4.8	
A31	84.4	5.6	1.1	4.4	2.2	2.2
A3	83.3	12.5				4.2
A8	83.3	16.7				
X2	82.8	6.9	3.4		6.9	
X9B	82.4	11.8	2.0	2.0	2.0	
A12	81.3	6.3		6.3	6.3	
MA1	80.4	8.7		4.3	2.2	4.3
A13	80.0	10.0			10.0	
G21	80.0		20.0			
J13	80.0	20.0				
J14	80.0				20.0	
M3	80.0					20.0
A1	79.7	11.4	4.1	0.8	3.3	0.8
A24	78.9	15.8			5.3	
X1	78.7	9.0	1.1	4.5	2.2	4.5
X6B	78.0	8.0	4.0	4.0	2.0	4.0
A	77.6	13.5	2.9	2.5	2.5	1.1
AO	76.8	11.8	6.3	1.7	3.4	
B	76.7	12.6	2.7	3.1	3.7	1.3
A22	76.6	9.4	3.1	4.7	6.3	
D10	75.8	15.2	1.5	1.5	4.5	1.5

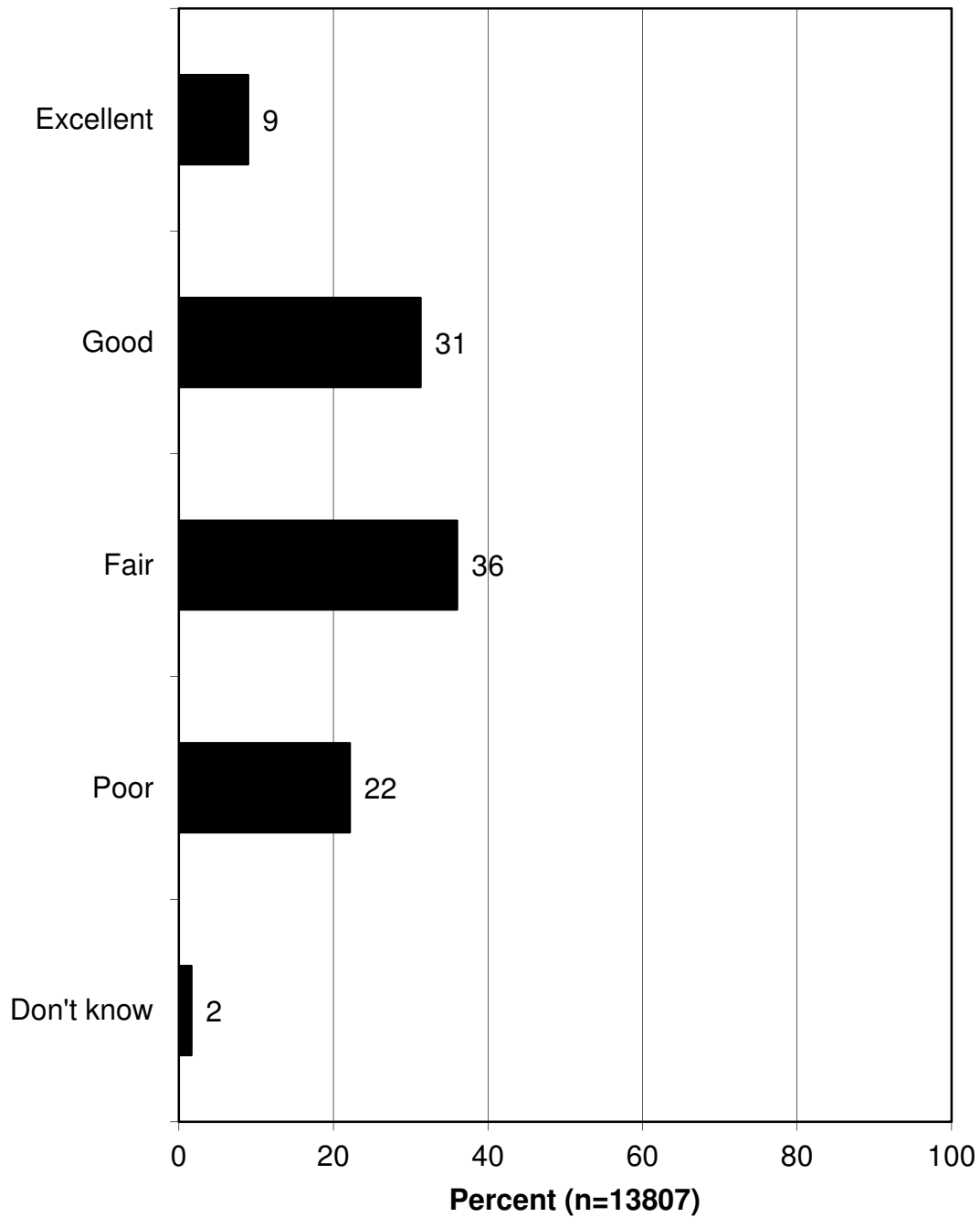
Q86. Do you agree or disagree that predators, such as mountain lions and coyote, have contributed to the decrease in the deer population in this zone?						
A17	75.0	20.0			5.0	
A20	75.0	25.0				
A32	75.0			6.3	12.5	6.3
X4	74.1	13.6	7.4	1.2	2.5	1.2
X9C	73.3	13.3	2.2	4.4	6.7	
A15	72.7	18.2			9.1	
X6A	72.5	12.5	2.5	7.5	2.5	2.5
X7A	72.5	15.0		5.0		7.5
A16	72.2	16.7		5.6	5.6	
D9	71.4	15.2	6.3	3.6	3.6	
MA3	71.4	21.4	3.6		3.6	
C	70.7	17.5	4.3	2.9	2.7	1.8
D8	70.6	12.5	4.2	5.2	4.8	2.8
G1	70.6	18.9	3.5	2.1	2.1	2.8
X5B	70.6	11.8		5.9	5.9	5.9
J21	70.0	10.0		10.0	10.0	
X8	69.4	22.4	2.0	2.0	2.0	2.0
D6	68.1	14.7	4.8	5.2	4.8	2.4
J10	66.7	33.3				
J18	66.7	19.0			9.5	4.8
X7B	66.7	16.7		2.8	2.8	11.1
D3-5	65.0	14.0	5.7	7.3	5.9	2.0
D7	64.2	15.8	5.5	6.9	4.8	2.8
D14	63.4	15.5	5.6	7.0	7.7	0.7
A14	62.5		25.0	12.5		
G38	61.5	21.2	1.9	5.8	3.8	5.8
X12	60.3	24.4	5.1	1.3	2.6	6.4
D11	59.8	18.1	3.9	7.9	5.5	4.7
J11	58.8	29.4	5.9		5.9	
X10	58.2	16.5	6.3	7.6	6.3	5.1
X9A	58.0	21.7	7.2	5.8	4.3	2.9
M6	57.9	31.6	5.3		5.3	
G13	56.6	17.0	3.8	9.4	5.7	7.5
J16	55.6	11.1	11.1		11.1	11.1
D19	54.3	23.4	3.2	8.5	8.5	2.1
D16	53.7	20.3	8.1	7.3	6.5	4.1
G11	51.9	33.3	7.4		7.4	
A30	50.0	33.3		16.7		
A33	50.0			33.3	16.7	
G6	50.0	30.0			10.0	10.0
G8	50.0				25.0	25.0
GO	50.0	50.0				
J20	50.0		50.0			
D12	48.4	25.8		9.7	9.7	6.5
D13	47.0	22.0	5.3	9.1	12.9	3.8
D17	46.7	18.3	8.3	15.0	10.0	1.7
A25	44.4	22.2		11.1	11.1	11.1
G10	38.9	11.1	22.2	11.1	16.7	
A19	38.5	15.4		15.4	15.4	15.4
D15	37.8	21.6	2.7	12.2	24.3	1.4
J15	33.3			66.7		
M4	33.3	33.3	33.3			

Q86. Do you agree or disagree that predators, such as mountain lions and coyote, have contributed to the decrease in the deer population in this zone?						
M7	32.3	25.8	9.7	12.9	16.1	3.2
J1	20.0	60.0		20.0		
A26		50.0	50.0			
A27		100.0				
G12		100.0				
G39					100.0	

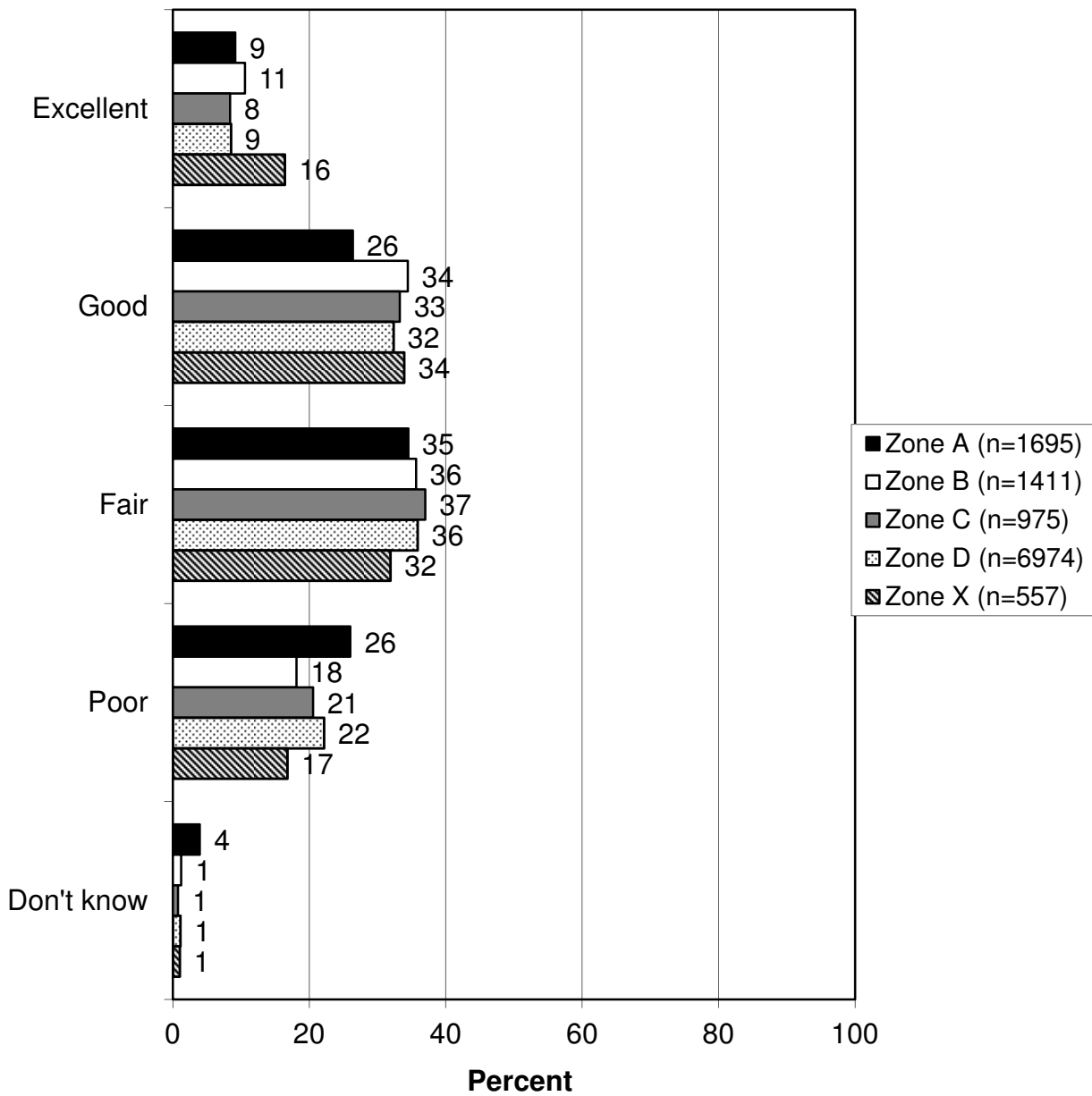
RATINGS OF ACCESS TO HUNTING LANDS

- Ratings of access to hunting lands in California for hunting deer are middling. While 40% give a rating in the top half of the scale of *excellent* or *good*, a majority give a rating in the bottom half of the scale (36% say *fair*, and 22% say *poor*).
 - One analysis compared the percentage of hunters overall who rated access to deer hunting lands in California as excellent or good with the percentages of various groups who gave those ratings. Those who hunted in Zone B were more likely to give an access rating of excellent or good, when compared to hunters overall. Otherwise, there is little marked difference between most subgroups and the entire population of deer hunters.
 - A related question found that the majority of deer hunters (58%) disagree that there is enough hunting access to private land for hunting deer in California; meanwhile, only 20% agree.

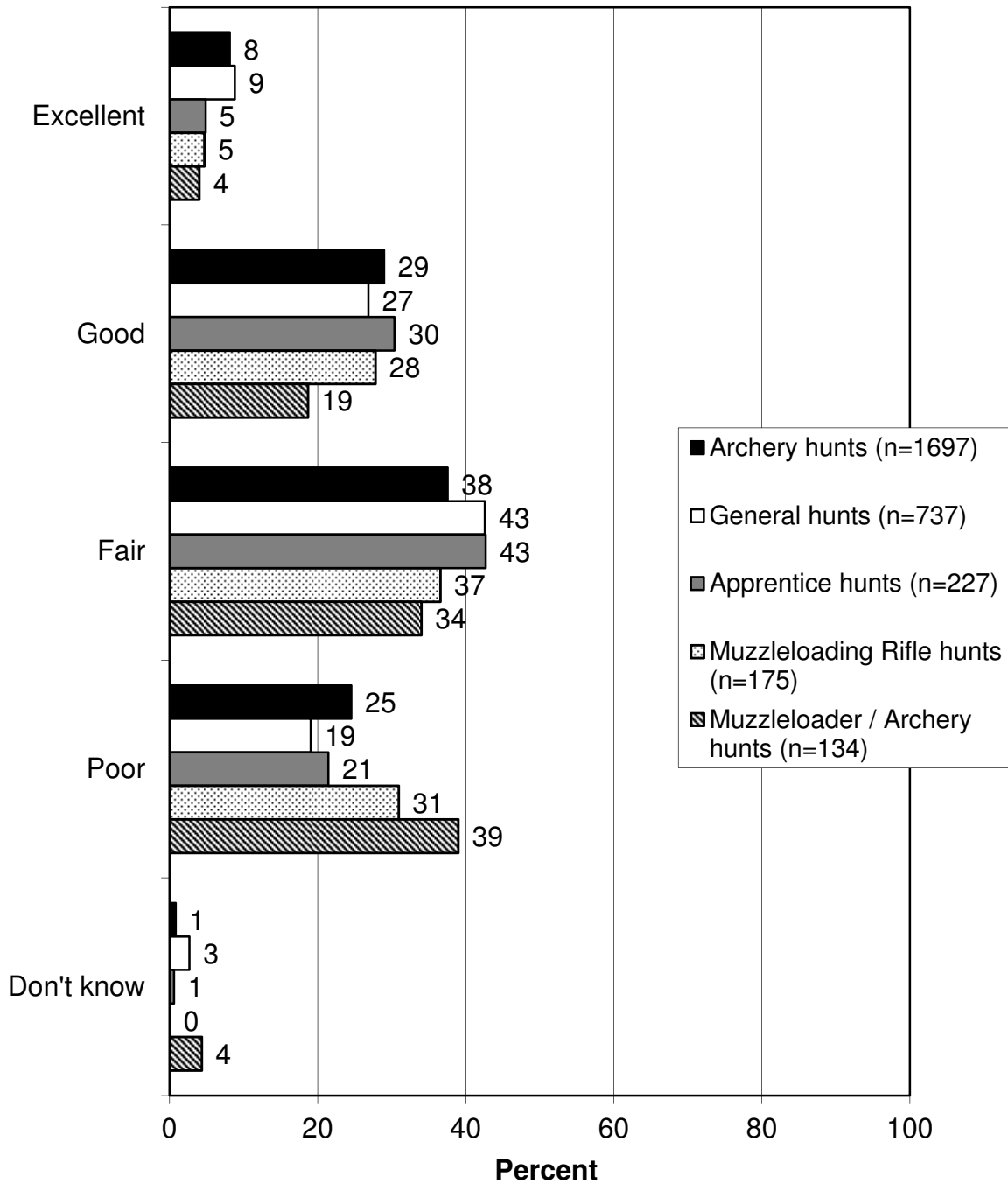
Q39. Overall, how would you rate access to hunting lands in California for hunting deer?



Q39. Overall, how would you rate access to hunting lands in California for hunting deer?



Q39. Overall, how would you rate access to hunting lands in California for hunting deer?



Q39. Overall, how would you rate access to hunting lands in California for hunting deer?					
	Excellent	Good	Fair	Poor	Don't know
A	9.1	26.4	34.5	26.0	4.0
A1	9.0	39.0	32.7	19.3	
A11	12.0	28.0	36.0	24.0	
A12	8.5	34.0	36.2	21.3	
A13	4.5	45.5	31.8	18.2	
A14		15.4	38.5	46.2	
A15	26.1	21.7	39.1	13.0	
A16	16.4	31.5	37.0	13.7	1.4
A17	25.0	37.5	20.8	16.7	
A18	24.3	29.7	27.0	16.2	2.7
A19	9.7	19.4	48.4	22.6	
A20	10.0	22.5	42.5	22.5	2.5
A21		33.3	46.7	20.0	
A22	5.9	12.4	43.8	37.3	0.7
A24	4.1	16.3	38.8	36.7	4.1
A25	5.6	33.3	38.9	22.2	
A26	18.8	31.3	43.8	6.3	
A27				100.0	
A3	9.7	53.2	30.6	6.5	
A30	4.5	27.3	27.3	31.8	9.1
A31	6.1	15.8	38.2	38.2	1.8
A32	3.1	31.3	37.5	25.0	3.1
A33	16.7	20.8	29.2	33.3	
A4	33.3	33.3	16.7	16.7	
A5	13.0	39.1	13.0	30.4	4.3
A6	7.7	46.2	30.8	15.4	
A7	8.8	38.6	43.9	8.8	
A8		37.5	37.5	12.5	12.5
A9			66.7	33.3	
AO	6.9	29.5	39.2	23.8	0.7
B	10.6	34.4	35.6	18.1	1.2
C	8.2	31.9	38.0	20.9	0.9
D10	4.7	22.8	27.6	33.9	11.0
D11	7.5	21.0	33.6	36.9	0.9
D12	9.3	32.0	33.3	24.7	0.7
D13	10.1	22.6	36.2	30.7	0.5
D14	5.1	34.7	35.2	24.2	0.8
D15	11.6	13.5	34.8	37.4	2.6
D16	4.1	19.8	41.3	32.8	2.0
D17	7.9	28.8	42.4	20.1	0.7
D19	5.2	27.2	35.8	30.6	1.2
D3-5	8.0	32.9	37.2	20.6	1.3
D6	7.2	34.9	39.7	18.0	0.3
D7	9.7	41.0	31.9	17.1	0.3
D8	10.8	34.2	34.5	19.4	1.1
D9	8.9	27.1	34.5	28.1	1.5
G1	9.0	27.7	43.4	17.6	2.2
G10	10.2	14.3	46.9	18.4	10.2
G11	4.7	20.9	53.5	20.9	
G12	11.8	17.6	52.9	17.6	

Q39. Overall, how would you rate access to hunting lands in California for hunting deer?					
	Excellent	Good	Fair	Poor	Don't know
G13	5.1	26.5	38.5	29.1	0.9
G19		35.7	35.7	21.4	7.1
G21	20.0	33.3	26.7	20.0	
G3	10.0	50.0	15.0	25.0	
G37	7.7	30.8	53.8	7.7	
G38	12.7	35.7	29.4	19.8	2.4
G39	40.0	40.0		20.0	
G6	8.7	39.1	30.4	21.7	
G7		41.7	41.7	16.7	
G8		9.1	45.5	45.5	
GO			80.0	20.0	
J1	20.0	40.0	40.0		
J10	3.3	30.0	36.7	30.0	
J11	5.3	36.8	36.8	21.1	
J12		33.3	33.3	33.3	
J13		22.2	44.4	33.3	
J14		33.3	44.4	22.2	
J15			100.0		
J16	10.0	40.0	40.0	10.0	
J17	14.3	35.7	21.4	21.4	7.1
J18	4.8	31.0	42.9	21.4	
J19	14.3	14.3	57.1	14.3	
J20		20.0	50.0	20.0	10.0
J21		30.0	40.0	30.0	
J3		44.4	33.3	22.2	
J4		12.5	37.5	50.0	
J7		50.0	25.0	25.0	
J8			100.0		
J9			100.0		
M11	22.2	66.7	11.1		
M3	5.9	47.1	29.4	17.6	
M4	11.1	33.3	44.4	11.1	
M5			75.0	25.0	
M6	4.4	20.0	33.3	42.2	
M7	1.5	21.2	40.9	36.4	
M8	7.7	38.5	38.5	15.4	
M9	8.3	50.0	33.3	8.3	
MA1	6.3	22.5	32.5	37.5	1.3
MA3	1.9	14.8	35.2	40.7	7.4
OZ	20.0	60.0	20.0		
X1	8.4	44.5	31.0	15.5	0.6
X10	12.6	30.1	36.4	19.6	1.4
X12	11.3	39.2	35.4	13.7	0.5
X2	11.4	36.4	36.4	15.9	
X3A	12.0	31.0	35.9	19.0	2.1
X3B	11.7	39.6	35.1	13.0	0.6
X4	12.6	39.7	30.5	15.9	1.3
X5A	16.3	42.9	28.6	12.2	
X5B	6.5	32.3	38.7	19.4	3.2
X6A	12.0	36.8	37.6	13.5	
X6B	12.2	41.0	35.3	10.8	0.7

Q39. Overall, how would you rate access to hunting lands in California for hunting deer?					
	Excellent	Good	Fair	Poor	Don't know
X7A	7.4	36.1	36.1	17.6	2.8
X7B	6.8	37.0	34.2	20.5	1.4
X8	13.2	43.4	25.5	17.9	
X9A	12.9	37.8	33.3	15.6	0.4
X9B	16.8	40.8	30.4	12.0	
X9C	19.3	35.3	29.4	14.3	1.7

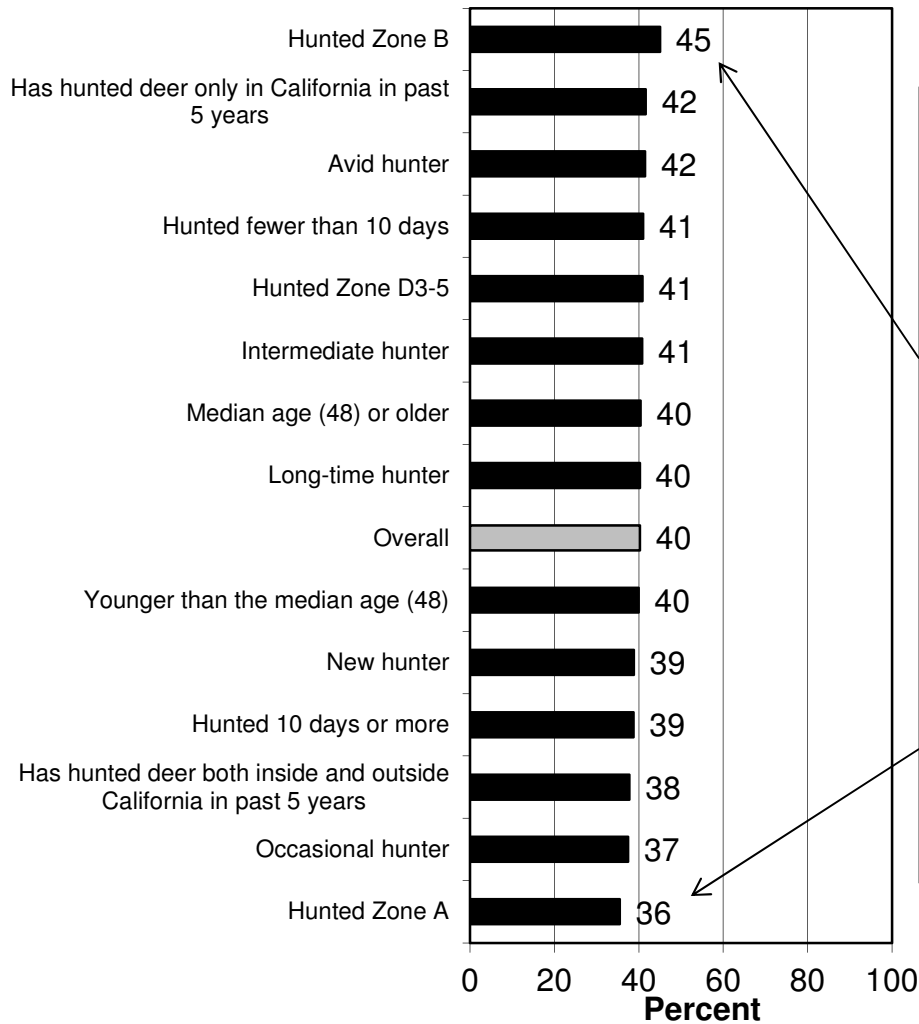
The tabulation for ratings of access is also shown sorted by *excellent*.

Q39. Overall, how would you rate access to hunting lands in California for hunting deer?						
	Excellent	Good	Fair	Poor	Don't know	
G39	40.0	40.0		20.0		
A4	33.3	33.3	16.7	16.7		
A15	26.1	21.7	39.1	13.0		
A17	25.0	37.5	20.8	16.7		
A18	24.3	29.7	27.0	16.2		2.7
M11	22.2	66.7	11.1			
G21	20.0	33.3	26.7	20.0		
J1	20.0	40.0	40.0			
OZ	20.0	60.0	20.0			
X9C	19.3	35.3	29.4	14.3		1.7
A26	18.8	31.3	43.8	6.3		
X9B	16.8	40.8	30.4	12.0		
A33	16.7	20.8	29.2	33.3		
A16	16.4	31.5	37.0	13.7		1.4
X5A	16.3	42.9	28.6	12.2		
J17	14.3	35.7	21.4	21.4		7.1
J19	14.3	14.3	57.1	14.3		
X8	13.2	43.4	25.5	17.9		
A5	13.0	39.1	13.0	30.4		4.3
X9A	12.9	37.8	33.3	15.6		0.4
G38	12.7	35.7	29.4	19.8		2.4
X10	12.6	30.1	36.4	19.6		1.4
X4	12.6	39.7	30.5	15.9		1.3
X6B	12.2	41.0	35.3	10.8		0.7
A11	12.0	28.0	36.0	24.0		
X3A	12.0	31.0	35.9	19.0		2.1
X6A	12.0	36.8	37.6	13.5		
G12	11.8	17.6	52.9	17.6		
X3B	11.7	39.6	35.1	13.0		0.6
D15	11.6	13.5	34.8	37.4		2.6
X2	11.4	36.4	36.4	15.9		
X12	11.3	39.2	35.4	13.7		0.5
M4	11.1	33.3	44.4	11.1		
D8	10.8	34.2	34.5	19.4		1.1
B	10.6	34.4	35.6	18.1		1.2
G10	10.2	14.3	46.9	18.4		10.2
D13	10.1	22.6	36.2	30.7		0.5
A20	10.0	22.5	42.5	22.5		2.5
G3	10.0	50.0	15.0	25.0		
J16	10.0	40.0	40.0	10.0		
A19	9.7	19.4	48.4	22.6		
A3	9.7	53.2	30.6	6.5		
D7	9.7	41.0	31.9	17.1		0.3
D12	9.3	32.0	33.3	24.7		0.7
A	9.1	26.4	34.5	26.0		4.0
A1	9.0	39.0	32.7	19.3		
G1	9.0	27.7	43.4	17.6		2.2
D9	8.9	27.1	34.5	28.1		1.5
A7	8.8	38.6	43.9	8.8		

Q39. Overall, how would you rate access to hunting lands in California for hunting deer?					
	Excellent	Good	Fair	Poor	Don't know
G6	8.7	39.1	30.4	21.7	
A12	8.5	34.0	36.2	21.3	
X1	8.4	44.5	31.0	15.5	0.6
M9	8.3	50.0	33.3	8.3	
C	8.2	31.9	38.0	20.9	0.9
D3-5	8.0	32.9	37.2	20.6	1.3
D17	7.9	28.8	42.4	20.1	0.7
A6	7.7	46.2	30.8	15.4	
G37	7.7	30.8	53.8	7.7	
M8	7.7	38.5	38.5	15.4	
D11	7.5	21.0	33.6	36.9	0.9
X7A	7.4	36.1	36.1	17.6	2.8
D6	7.2	34.9	39.7	18.0	0.3
AO	6.9	29.5	39.2	23.8	0.7
X7B	6.8	37.0	34.2	20.5	1.4
X5B	6.5	32.3	38.7	19.4	3.2
MA1	6.3	22.5	32.5	37.5	1.3
A31	6.1	15.8	38.2	38.2	1.8
A22	5.9	12.4	43.8	37.3	0.7
M3	5.9	47.1	29.4	17.6	
A25	5.6	33.3	38.9	22.2	
J11	5.3	36.8	36.8	21.1	
D19	5.2	27.2	35.8	30.6	1.2
D14	5.1	34.7	35.2	24.2	0.8
G13	5.1	26.5	38.5	29.1	0.9
J18	4.8	31.0	42.9	21.4	
D10	4.7	22.8	27.6	33.9	11.0
G11	4.7	20.9	53.5	20.9	
A13	4.5	45.5	31.8	18.2	
A30	4.5	27.3	27.3	31.8	9.1
M6	4.4	20.0	33.3	42.2	
A24	4.1	16.3	38.8	36.7	4.1
D16	4.1	19.8	41.3	32.8	2.0
J10	3.3	30.0	36.7	30.0	
A32	3.1	31.3	37.5	25.0	3.1
MA3	1.9	14.8	35.2	40.7	7.4
M7	1.5	21.2	40.9	36.4	
A14		15.4	38.5	46.2	
A21		33.3	46.7	20.0	
A27				100.0	
A8		37.5	37.5	12.5	12.5
A9			66.7	33.3	
G19		35.7	35.7	21.4	7.1
G7		41.7	41.7	16.7	
G8		9.1	45.5	45.5	
GO			80.0	20.0	
J12		33.3	33.3	33.3	
J13		22.2	44.4	33.3	
J14		33.3	44.4	22.2	
J15			100.0		
J20		20.0	50.0	20.0	10.0

Q39. Overall, how would you rate access to hunting lands in California for hunting deer?					
	Excellent	Good	Fair	Poor	Don't know
J21		30.0	40.0	30.0	
J3		44.4	33.3	22.2	
J4		12.5	37.5	50.0	
J7		50.0	25.0	25.0	
J8			100.0		
J9			100.0		
M5			75.0	25.0	

Percent of the following groups who rated access to deer hunting lands in California as excellent or good:



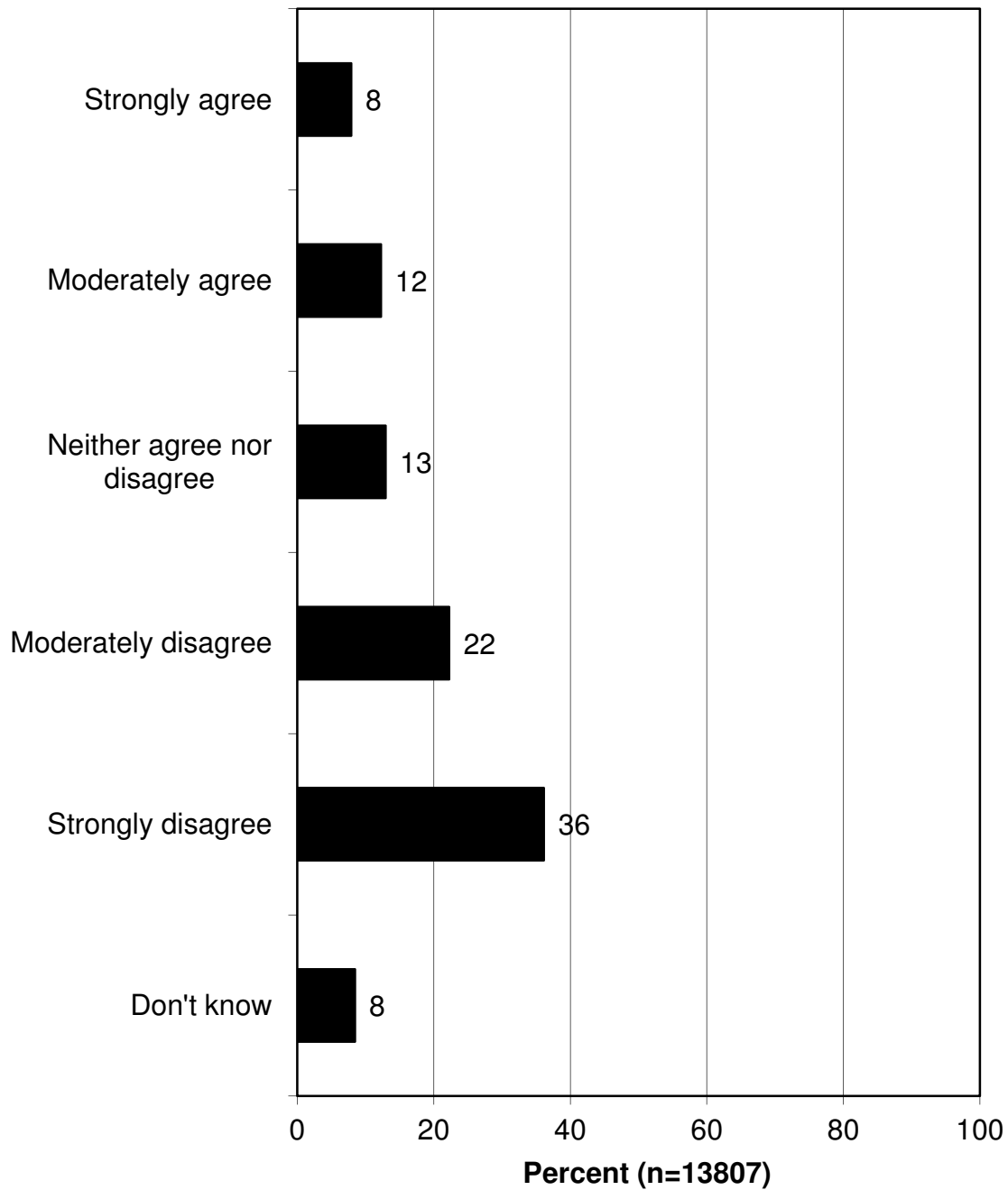
Those groups above the gray bar are more likely to give a rating of excellent or good, when compared to deer hunters overall (shown by the gray bar).

For instance, 45% of those who hunted in Zone B gave one of those two ratings (meaning that 55% of them did not select “excellent” or “good” on the survey).

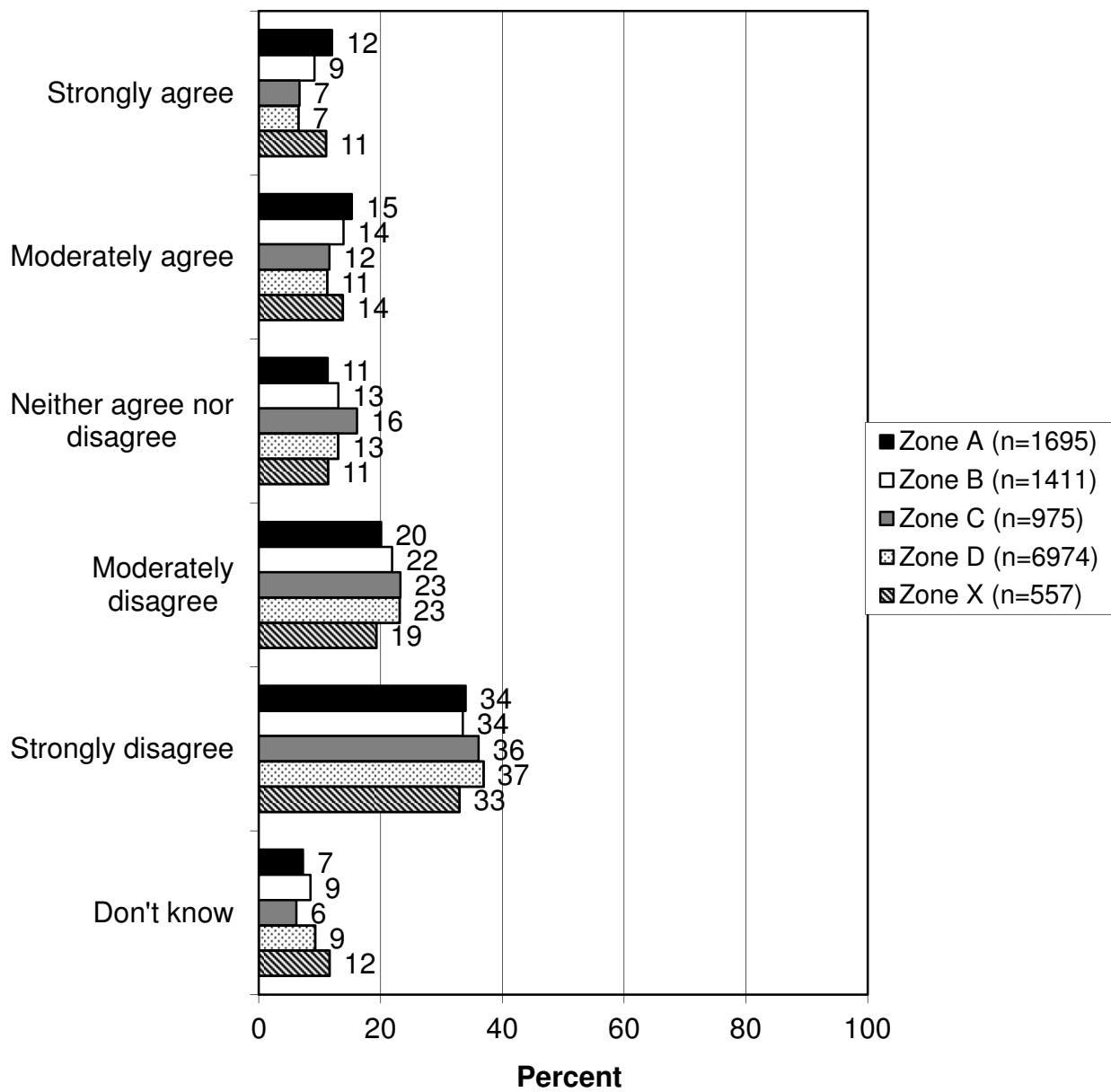
Those groups below the gray bar are less likely to give a rating of excellent or good, compared to deer hunters overall.

For instance, 36% of those who hunted Zone A gave a rating of excellent or good.

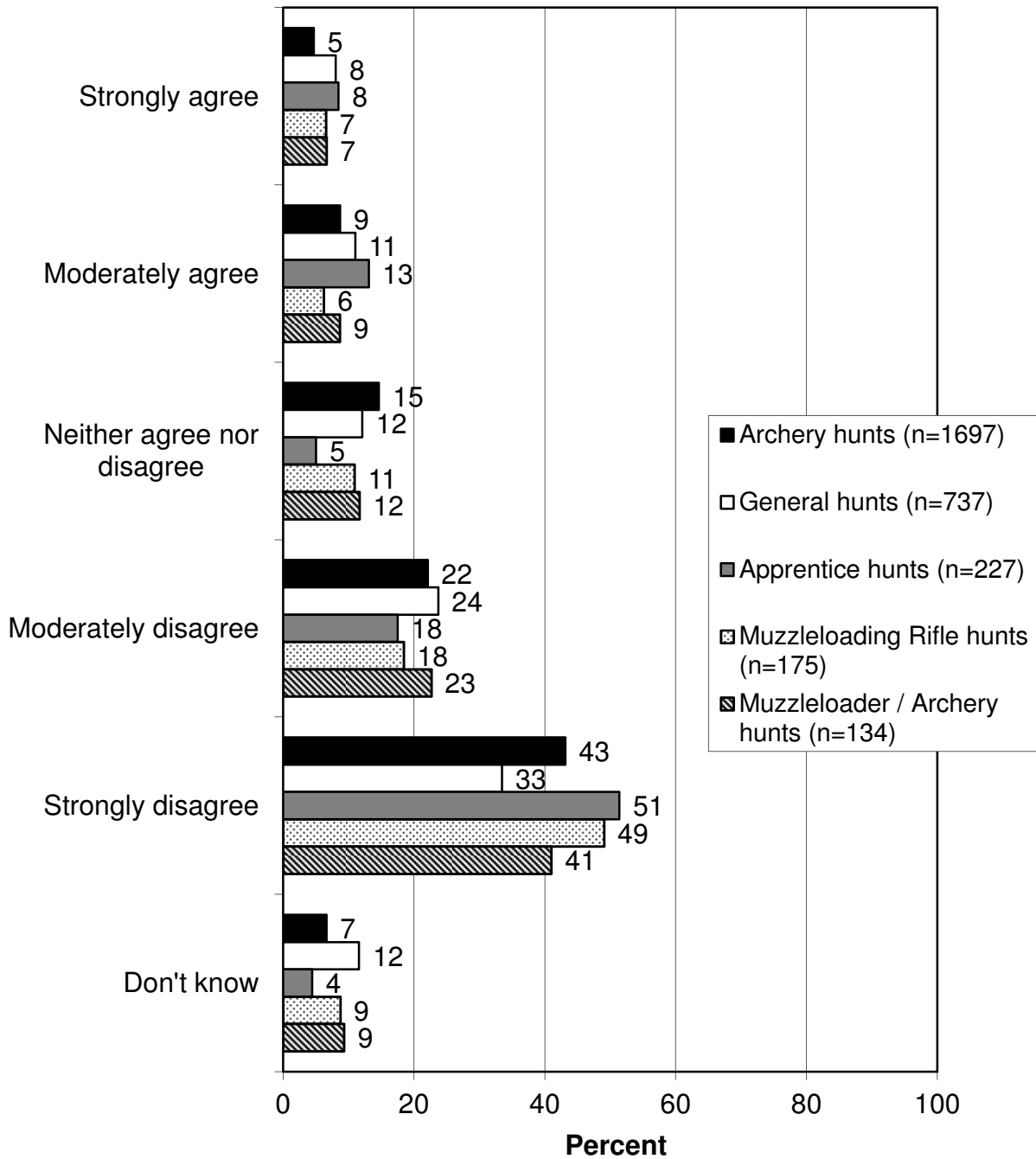
Q40. Do you agree or disagree that there is enough hunting access to private land for hunting deer in California?



Q40. Do you agree or disagree that there is enough hunting access to private land for hunting deer in California?



Q40. Do you agree or disagree that there is enough hunting access to private land for hunting deer in California?



Q40. Do you agree or disagree that there is enough hunting access to private land for hunting deer in California?						
	Strongly agree	Moderately agree	Neither agree nor disagree	Moderately disagree	Strongly disagree	Don't know
A	12.0	15.3	11.3	20.1	34.0	7.3
A1	5.8	13.9	15.2	23.3	36.3	5.4
A11	4.0	8.0	12.0	56.0	12.0	8.0
A12	6.4	12.8	10.6	25.5	38.3	6.4
A13	13.6	9.1	4.5	18.2	40.9	13.6
A14	7.7	7.7	7.7	38.5	38.5	
A15	4.3	13.0	4.3	21.7	43.5	13.0
A16	4.1	16.4	17.8	16.4	32.9	12.3
A17	12.5	10.4	8.3	14.6	37.5	16.7
A18	18.9	16.2	13.5	13.5	21.6	16.2
A19	16.1	3.2	6.5	25.8	45.2	3.2
A20	2.5	12.5	12.5	27.5	35.0	10.0
A21	6.7		13.3	20.0	53.3	6.7
A22	3.3	7.2	10.5	13.1	58.8	7.2
A24	4.1	6.1	6.1	34.7	44.9	4.1
A25	16.7		11.1	22.2	44.4	5.6
A26	12.5		6.3	18.8	62.5	
A27					100.0	
A3	9.7	17.7	12.9	11.3	33.9	14.5
A30	4.5	18.2	13.6	18.2	31.8	13.6
A31	4.8	7.3	13.3	15.2	51.5	7.9
A32	12.5	6.3	9.4	15.6	43.8	12.5
A33	12.5	8.3	4.2	20.8	41.7	12.5
A4		33.3	16.7	16.7	33.3	
A5	13.0	8.7	8.7	21.7	43.5	4.3
A6	10.3	17.9	15.4	25.6	23.1	7.7
A7	5.3	24.6	10.5	15.8	42.1	1.8
A8	25.0			62.5	12.5	
A9			33.3		66.7	
AO	2.9	6.9	16.4	24.7	43.7	5.5
B	9.1	13.9	13.0	21.9	33.5	8.5
C	6.9	11.0	16.4	23.3	36.0	6.4
D10	22.0	15.7	5.5	19.7	32.3	4.7
D11	6.1	8.4	11.2	15.9	43.9	14.5
D12	6.7	18.7	6.0	25.3	26.7	16.7
D13	8.5	6.5	13.1	21.6	43.7	6.5
D14	3.8	11.0	18.6	19.1	33.9	13.6
D15	7.7	10.3	4.5	18.7	41.9	16.8
D16	5.1	4.4	12.3	24.2	48.1	5.8
D17	7.9	13.7	16.5	23.0	25.9	12.9
D19	8.7	13.3	8.7	20.2	35.8	13.3
D3-5	6.0	12.2	12.4	24.2	37.3	7.9
D6	5.1	8.3	17.4	21.7	39.1	8.3
D7	5.4	12.6	14.0	31.1	27.0	9.9
D8	8.6	9.2	14.2	20.0	39.0	9.0
D9	5.9	13.3	11.3	19.7	40.4	9.4
G1	8.6	12.0	15.0	24.7	31.5	8.2
G10	10.2	8.2	4.1	20.4	24.5	32.7

Q40. Do you agree or disagree that there is enough hunting access to private land for hunting deer in California?						
	Strongly agree	Moderately agree	Neither agree nor disagree	Moderately disagree	Strongly disagree	Don't know
G11	7.0	2.3	2.3	25.6	48.8	14.0
G12		11.8	5.9	23.5	58.8	
G13	3.4	11.1	9.4	19.7	46.2	10.3
G19		7.1	7.1	21.4	42.9	21.4
G21	40.0	6.7	6.7	13.3	33.3	
G3	10.0	25.0	15.0	15.0	25.0	10.0
G37		23.1	7.7	38.5	30.8	
G38	2.4	11.9	10.3	26.2	32.5	16.7
G39				20.0	60.0	20.0
G6	8.7	17.4	8.7	17.4	34.8	13.0
G7	16.7		8.3	16.7	50.0	8.3
G8	18.2	9.1	9.1		54.5	9.1
GO	80.0		20.0			
J1		40.0		20.0	40.0	
J10	10.0	6.7			83.3	
J11	15.8	10.5	15.8	31.6	26.3	
J12					100.0	
J13		22.2	11.1	11.1	55.6	
J14	22.2	11.1		22.2	44.4	
J15		25.0		50.0	25.0	
J16	6.7	10.0	3.3	20.0	50.0	10.0
J17	7.1	7.1		35.7	42.9	7.1
J18	9.5	4.8	7.1	28.6	47.6	2.4
J19	14.3	14.3	14.3	14.3	42.9	
J20		10.0		20.0	40.0	30.0
J21		25.0	10.0		50.0	15.0
J3	11.1	11.1		11.1	55.6	11.1
J4		12.5	12.5	12.5	62.5	
J7	25.0	50.0			25.0	
J8				50.0	50.0	
J9	100.0					
M11	11.1	11.1		22.2	44.4	11.1
M3			23.5	17.6	47.1	11.8
M4	11.1	11.1		33.3	22.2	22.2
M5					100.0	
M6	4.4	2.2	13.3	24.4	51.1	4.4
M7	6.1	6.1	9.1	13.6	56.1	9.1
M8	7.7	15.4	15.4	30.8	15.4	15.4
M9	25.0	16.7	16.7	8.3	25.0	8.3
MA1	7.5	10.0	12.5	28.8	37.5	3.8
MA3	5.6	7.4	11.1	16.7	44.4	14.8
OZ		20.0		40.0	20.0	20.0
X1	7.1	23.9	9.7	20.0	31.6	7.7
X10	5.6	9.8	11.9	16.8	37.1	18.9
X12	7.5	9.9	14.2	24.5	31.6	12.3
X2	12.5	15.9	14.8	12.5	34.1	10.2
X3A	6.3	17.6	9.2	21.1	35.9	9.9
X3B	7.8	14.9	14.3	23.4	36.4	3.2
X4	12.6	17.2	7.3	25.2	27.2	10.6
X5A	16.3	22.4	10.2	20.4	22.4	8.2

Q40. Do you agree or disagree that there is enough hunting access to private land for hunting deer in California?						
	Strongly agree	Moderately agree	Neither agree nor disagree	Moderately disagree	Strongly disagree	Don't know
X5B	16.1	9.7	3.2	29.0	32.3	9.7
X6A	12.0	13.5	10.5	23.3	31.6	9.0
X6B	7.9	14.4	11.5	21.6	32.4	12.2
X7A	14.8	6.5	13.9	22.2	35.2	7.4
X7B	12.3	8.2	6.8	23.3	43.8	5.5
X8	7.5	15.1	10.4	22.6	34.0	10.4
X9A	4.4	11.6	17.3	20.0	33.3	13.3
X9B	8.0	16.0	16.8	16.0	25.6	17.6
X9C	11.8	16.8	16.0	18.5	21.0	16.0

The tabulation for the question about access to private land is also shown sorted by *strongly* agree.

Q40. Do you agree or disagree that there is enough hunting access to private land for hunting deer in California?						
	Strongly agree	Moderately agree	Neither agree nor disagree	Moderately disagree	Strongly disagree	Don't know
J9	100.0					
GO	80.0		20.0			
G21	40.0	6.7	6.7	13.3	33.3	
A8	25.0			62.5	12.5	
J7	25.0	50.0			25.0	
M9	25.0	16.7	16.7	8.3	25.0	8.3
J14	22.2	11.1		22.2	44.4	
D10	22.0	15.7	5.5	19.7	32.3	4.7
A18	18.9	16.2	13.5	13.5	21.6	16.2
G8	18.2	9.1	9.1		54.5	9.1
A25	16.7		11.1	22.2	44.4	5.6
G7	16.7		8.3	16.7	50.0	8.3
X5A	16.3	22.4	10.2	20.4	22.4	8.2
A19	16.1	3.2	6.5	25.8	45.2	3.2
X5B	16.1	9.7	3.2	29.0	32.3	9.7
J11	15.8	10.5	15.8	31.6	26.3	
X7A	14.8	6.5	13.9	22.2	35.2	7.4
J19	14.3	14.3	14.3	14.3	42.9	
A13	13.6	9.1	4.5	18.2	40.9	13.6
A5	13.0	8.7	8.7	21.7	43.5	4.3
X4	12.6	17.2	7.3	25.2	27.2	10.6
A17	12.5	10.4	8.3	14.6	37.5	16.7
A26	12.5		6.3	18.8	62.5	
A32	12.5	6.3	9.4	15.6	43.8	12.5
A33	12.5	8.3	4.2	20.8	41.7	12.5
X2	12.5	15.9	14.8	12.5	34.1	10.2
X7B	12.3	8.2	6.8	23.3	43.8	5.5
A	12.0	15.3	11.3	20.1	34.0	7.3
X6A	12.0	13.5	10.5	23.3	31.6	9.0
X9C	11.8	16.8	16.0	18.5	21.0	16.0
J3	11.1	11.1		11.1	55.6	11.1
M11	11.1	11.1		22.2	44.4	11.1
M4	11.1	11.1		33.3	22.2	22.2
A6	10.3	17.9	15.4	25.6	23.1	7.7
G10	10.2	8.2	4.1	20.4	24.5	32.7
G3	10.0	25.0	15.0	15.0	25.0	10.0
J10	10.0	6.7			83.3	
A3	9.7	17.7	12.9	11.3	33.9	14.5
J18	9.5	4.8	7.1	28.6	47.6	2.4
B	9.1	13.9	13.0	21.9	33.5	8.5
D19	8.7	13.3	8.7	20.2	35.8	13.3
G6	8.7	17.4	8.7	17.4	34.8	13.0
D8	8.6	9.2	14.2	20.0	39.0	9.0
G1	8.6	12.0	15.0	24.7	31.5	8.2
D13	8.5	6.5	13.1	21.6	43.7	6.5
X9B	8.0	16.0	16.8	16.0	25.6	17.6

Q40. Do you agree or disagree that there is enough hunting access to private land for hunting deer in California?						
	Strongly agree	Moderately agree	Neither agree nor disagree	Moderately disagree	Strongly disagree	Don't know
D17	7.9	13.7	16.5	23.0	25.9	12.9
X6B	7.9	14.4	11.5	21.6	32.4	12.2
X3B	7.8	14.9	14.3	23.4	36.4	3.2
A14	7.7	7.7	7.7	38.5	38.5	
D15	7.7	10.3	4.5	18.7	41.9	16.8
M8	7.7	15.4	15.4	30.8	15.4	15.4
MA1	7.5	10.0	12.5	28.8	37.5	3.8
X12	7.5	9.9	14.2	24.5	31.6	12.3
X8	7.5	15.1	10.4	22.6	34.0	10.4
J17	7.1	7.1		35.7	42.9	7.1
X1	7.1	23.9	9.7	20.0	31.6	7.7
G11	7.0	2.3	2.3	25.6	48.8	14.0
C	6.9	11.0	16.4	23.3	36.0	6.4
A21	6.7		13.3	20.0	53.3	6.7
D12	6.7	18.7	6.0	25.3	26.7	16.7
J16	6.7	10.0	3.3	20.0	50.0	10.0
A12	6.4	12.8	10.6	25.5	38.3	6.4
X3A	6.3	17.6	9.2	21.1	35.9	9.9
D11	6.1	8.4	11.2	15.9	43.9	14.5
M7	6.1	6.1	9.1	13.6	56.1	9.1
D3-5	6.0	12.2	12.4	24.2	37.3	7.9
D9	5.9	13.3	11.3	19.7	40.4	9.4
A1	5.8	13.9	15.2	23.3	36.3	5.4
MA3	5.6	7.4	11.1	16.7	44.4	14.8
X10	5.6	9.8	11.9	16.8	37.1	18.9
D7	5.4	12.6	14.0	31.1	27.0	9.9
A7	5.3	24.6	10.5	15.8	42.1	1.8
D16	5.1	4.4	12.3	24.2	48.1	5.8
D6	5.1	8.3	17.4	21.7	39.1	8.3
A31	4.8	7.3	13.3	15.2	51.5	7.9
A30	4.5	18.2	13.6	18.2	31.8	13.6
M6	4.4	2.2	13.3	24.4	51.1	4.4
X9A	4.4	11.6	17.3	20.0	33.3	13.3
A15	4.3	13.0	4.3	21.7	43.5	13.0
A16	4.1	16.4	17.8	16.4	32.9	12.3
A24	4.1	6.1	6.1	34.7	44.9	4.1
A11	4.0	8.0	12.0	56.0	12.0	8.0
D14	3.8	11.0	18.6	19.1	33.9	13.6
G13	3.4	11.1	9.4	19.7	46.2	10.3
A22	3.3	7.2	10.5	13.1	58.8	7.2
AO	2.9	6.9	16.4	24.7	43.7	5.5
A20	2.5	12.5	12.5	27.5	35.0	10.0
G38	2.4	11.9	10.3	26.2	32.5	16.7
A27					100.0	
A4		33.3	16.7	16.7	33.3	
A9			33.3		66.7	
G12		11.8	5.9	23.5	58.8	
G19		7.1	7.1	21.4	42.9	21.4
G37		23.1	7.7	38.5	30.8	
G39				20.0	60.0	20.0

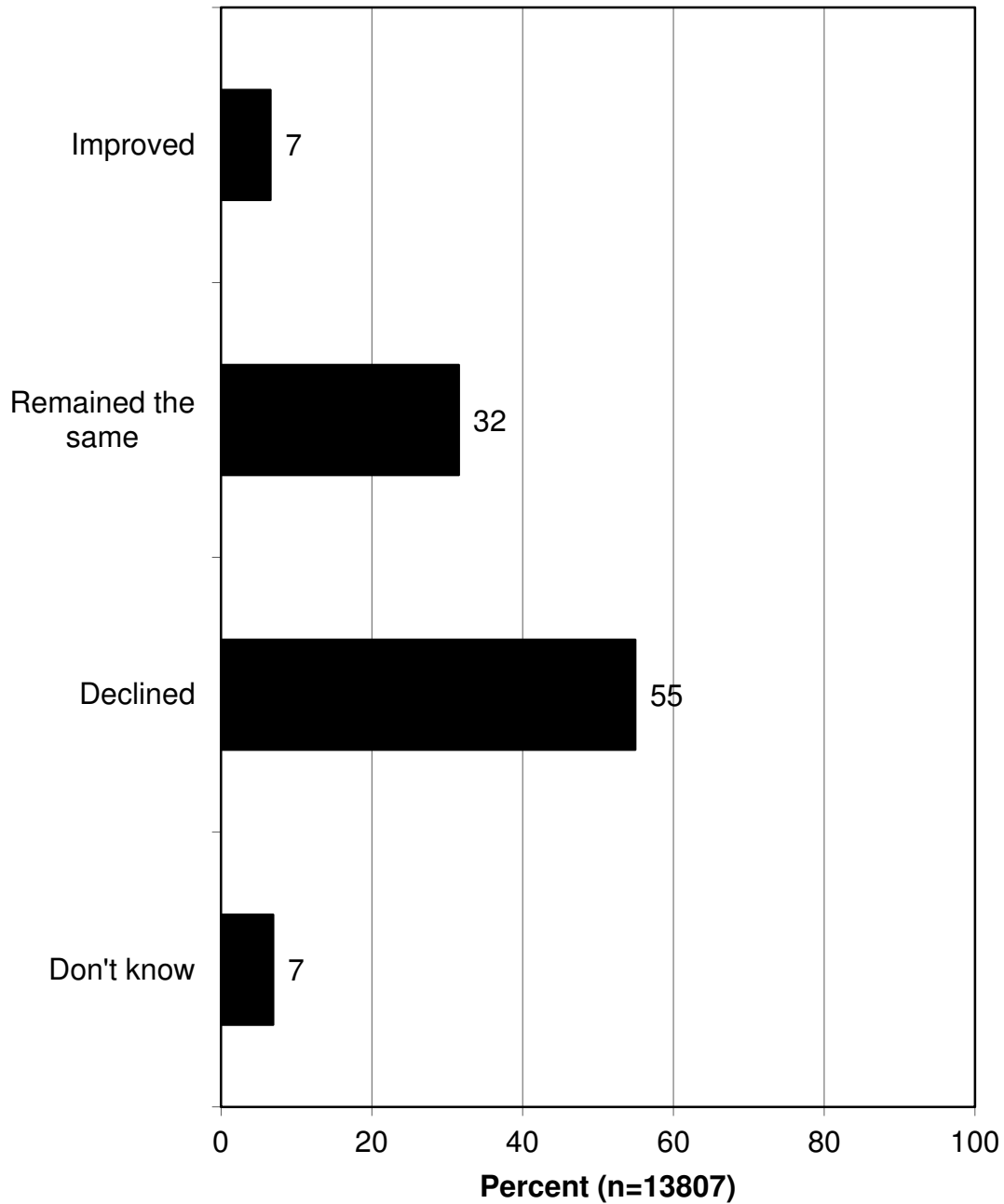
Q40. Do you agree or disagree that there is enough hunting access to private land for hunting deer in California?						
	Strongly agree	Moderately agree	Neither agree nor disagree	Moderately disagree	Strongly disagree	Don't know
J1		40.0		20.0	40.0	
J12					100.0	
J13		22.2	11.1	11.1	55.6	
J15		25.0		50.0	25.0	
J20		10.0		20.0	40.0	30.0
J21		25.0	10.0		50.0	15.0
J4		12.5	12.5	12.5	62.5	
J8				50.0	50.0	
M3			23.5	17.6	47.1	11.8
M5					100.0	
OZ		20.0		40.0	20.0	20.0

RATINGS OF HABITAT

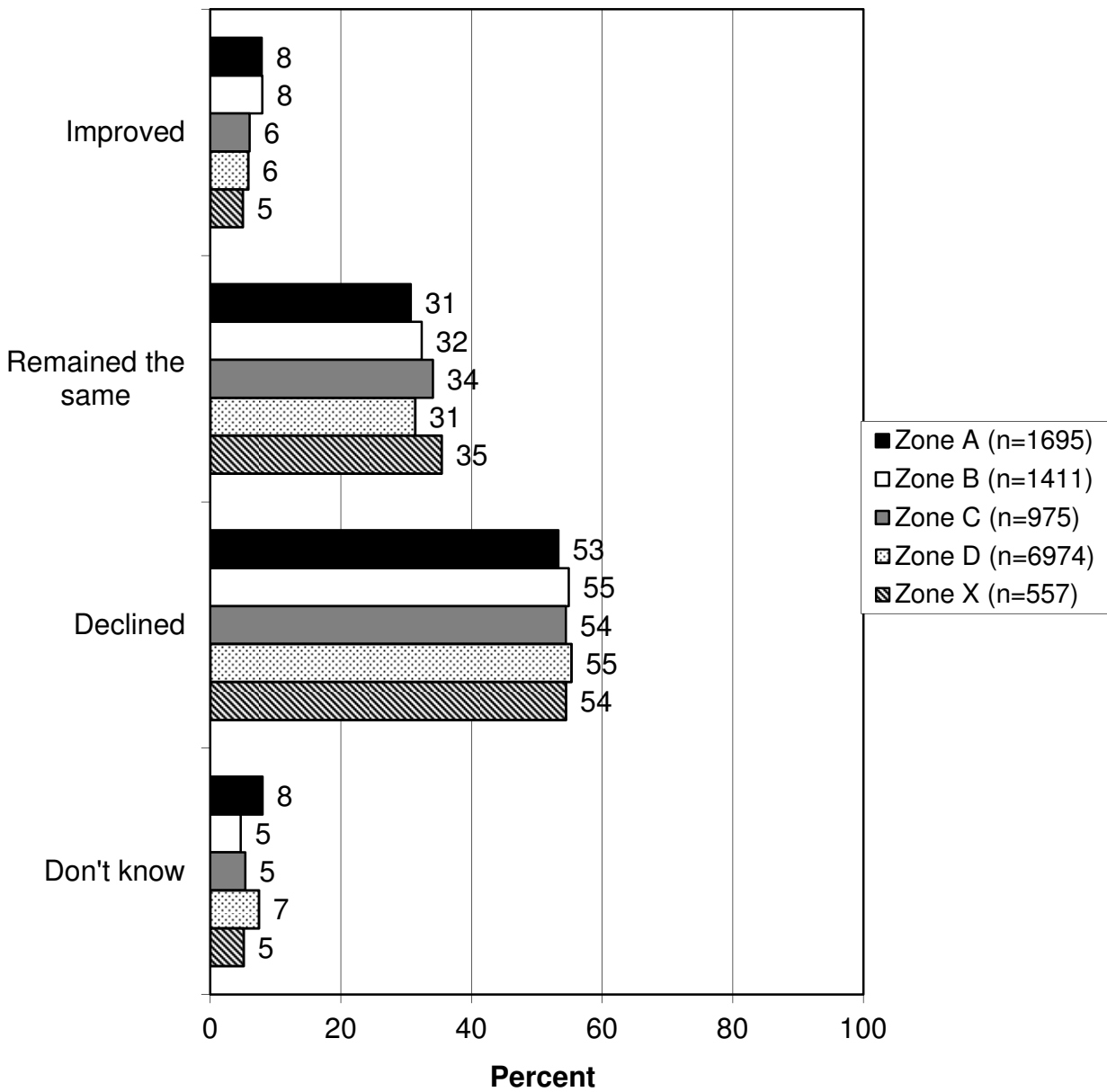
- The majority of deer hunters (55%) think that the quality of deer habitat in the state has declined over the past 5 years. This is much more than who think it remained the same (32%) or improved (7%).
 - One analysis compared the percentage of hunters overall who think the quality of deer habitat has declined with the percentages of various groups who think that it has declined. Those who have hunted both inside and outside of California in the past 5 years, those who hunted more than 10 days last year, and long-time hunters are all markedly more likely to say that the quality of deer habitat has declined, when compared to hunters overall.
 - The most common reason for thinking that the quality improved is that wildfires and controlled burns have generated new undergrowth; this reason far exceeds any other.
 - The most common reasons for thinking that the quality declined are drought, urban development, and fire suppression.

- The survey asked hunters which they feel is more important for the quality of deer habitat in California: the acquisition of new land or the enhancement of existing land. By a wide margin, they more commonly choose the enhancement of existing land (40%) over the acquisition of new land (14%).
 - Note that the sample was randomly divided into two groups: one received question wording that had the acquisition of new land listed first; the second group received the question with the enhancement of existing land listed first. This was done to eliminate any bias in the survey based on the order of the two actions in the question.

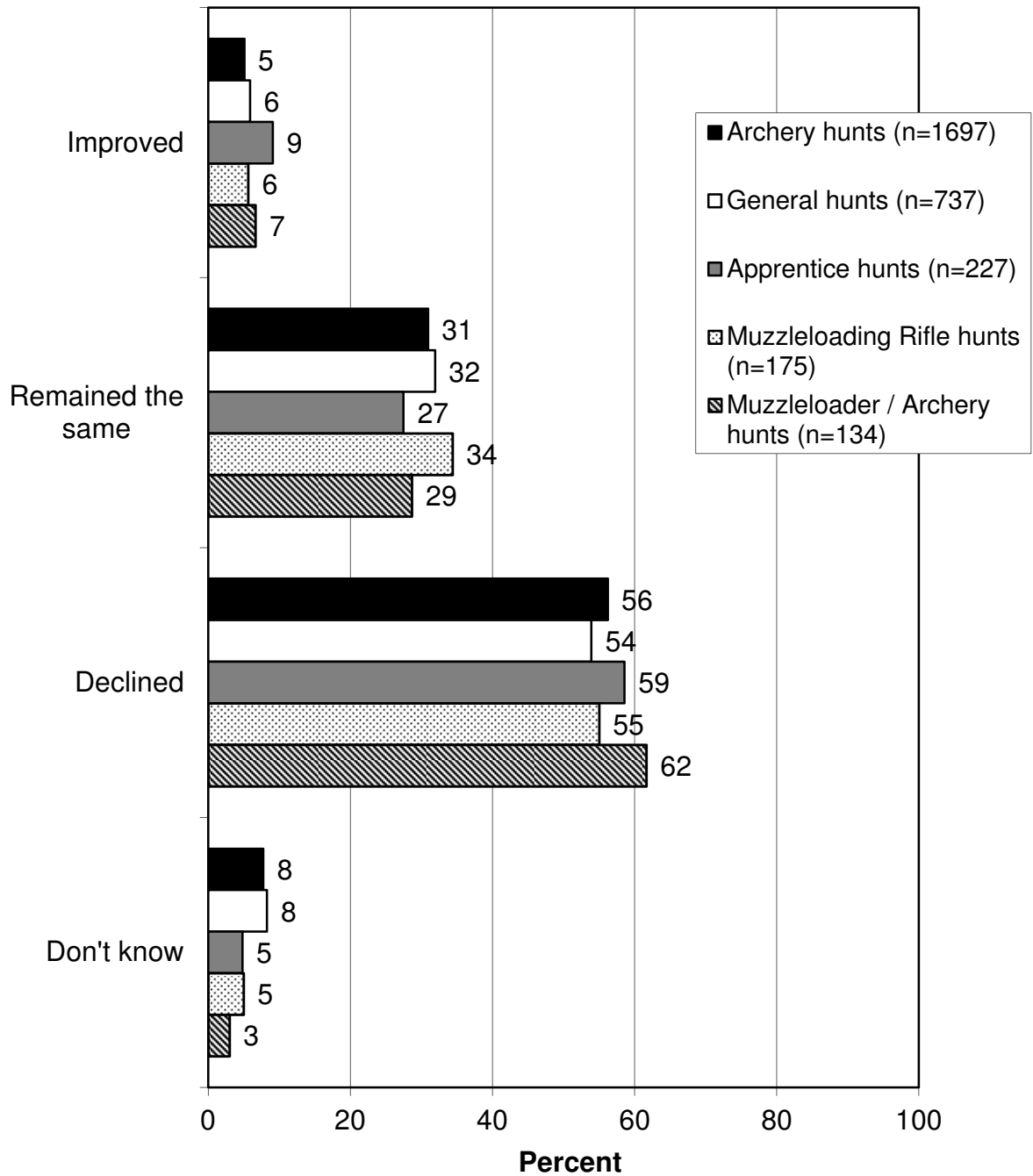
Q42. In general, do you think the quality of deer habitat in California has improved, remained the same, or declined in the past 5 years?



Q42. In general, do you think the quality of deer habitat in California has improved, remained the same, or declined in the past 5 years?



Q42. In general, do you think the quality of deer habitat in California has improved, remained the same, or declined in the past 5 years?



Q42. In general, do you think the quality of deer habitat in California has improved, remained the same, or declined in the past 5 years?				
	Improved	Remained the same	Declined	Don't know
A	7.9	30.7	53.3	8.0
A1	8.1	37.7	49.8	4.5
A11	12.0	40.0	48.0	
A12	8.5	42.6	48.9	
A13	4.5	50.0	40.9	4.5
A14		30.8	69.2	
A15		26.1	73.9	
A16	2.7	41.1	41.1	15.1
A17	4.2	33.3	60.4	2.1
A18	5.4	37.8	54.1	2.7
A19	3.2	19.4	58.1	19.4
A20	10.0	20.0	55.0	15.0
A21	13.3	13.3	66.7	6.7
A22	7.8	39.2	43.1	9.8
A24	2.0	28.6	65.3	4.1
A25	11.1	38.9	50.0	
A26	6.3	56.3	31.3	6.3
A27			100.0	
A3	4.8	43.5	51.6	
A30	4.5	27.3	59.1	9.1
A31	3.0	29.1	60.6	7.3
A32	3.1	18.8	71.9	6.3
A33	8.3	25.0	50.0	16.7
A4		50.0	33.3	16.7
A5		30.4	69.6	
A6	5.1	33.3	56.4	5.1
A7	5.3	36.8	56.1	1.8
A8		50.0	50.0	
A9		33.3	33.3	33.3
AO	4.3	27.8	58.9	9.0
B	8.0	32.4	54.9	4.7
C	5.6	33.2	55.6	5.6
D10	3.9	33.1	59.1	3.9
D11	4.2	24.8	59.3	11.7
D12	30.7	37.3	23.3	8.7
D13	3.5	27.1	60.8	8.5
D14	5.5	25.8	62.7	5.9
D15	5.8	29.0	53.5	11.6
D16	8.5	31.1	51.9	8.5
D17	12.9	28.1	50.4	8.6
D19	8.7	32.9	51.4	6.9
D3-5	6.9	34.4	50.3	8.5
D6	3.5	31.1	59.2	6.2
D7	2.9	29.5	62.0	5.6
D8	3.2	28.8	63.5	4.5
D9	6.4	26.6	60.1	6.9
G1	6.0	34.1	54.3	5.6
G10	6.1	24.5	42.9	26.5
G11	4.7	20.9	65.1	9.3

Q42. In general, do you think the quality of deer habitat in California has improved, remained the same, or declined in the past 5 years?				
	Improved	Remained the same	Declined	Don't know
G12	23.5	29.4	35.3	11.8
G13	6.0	33.3	53.8	6.8
G19		42.9	50.0	7.1
G21	13.3	40.0	46.7	
G3	5.0	15.0	60.0	20.0
G37	7.7	23.1	53.8	15.4
G38	4.0	31.0	57.1	7.9
G39		80.0	20.0	
G6	8.7	21.7	69.6	
G7		66.7	8.3	25.0
G8		18.2	72.7	9.1
GO	20.0	20.0	60.0	
J1	20.0	40.0	40.0	
J10	10.0	36.7	53.3	
J11		31.6	63.2	5.3
J12			100.0	
J13	33.3		55.6	11.1
J14		55.6	22.2	22.2
J15		50.0	50.0	
J16	3.3	40.0	53.3	3.3
J17	7.1		92.9	
J18	4.8	26.2	64.3	4.8
J19	14.3	28.6	42.9	14.3
J20		60.0	40.0	
J21		25.0	65.0	10.0
J3			100.0	
J4		12.5	87.5	
J7		25.0	75.0	
J8	50.0		50.0	
J9	100.0			
M11		77.8	22.2	
M3	5.9	47.1	41.2	5.9
M4	11.1	22.2	66.7	
M5		25.0	75.0	
M6	8.9	24.4	57.8	8.9
M7	4.5	34.8	56.1	4.5
M8	7.7	30.8	61.5	
M9		25.0	66.7	8.3
MA1	2.5	31.3	63.8	2.5
MA3	11.1	25.9	59.3	3.7
OZ		60.0	40.0	
X1	10.3	27.7	56.1	5.8
X10	3.5	25.2	63.6	7.7
X12	4.2	35.8	53.8	6.1
X2	11.4	30.7	51.1	6.8
X3A	6.3	33.8	49.3	10.6
X3B	9.1	35.7	49.4	5.8
X4	7.9	26.5	62.9	2.6
X5A	12.2	26.5	57.1	4.1
X5B	3.2	25.8	67.7	3.2
X6A	11.3	31.6	48.9	8.3

Q42. In general, do you think the quality of deer habitat in California has improved, remained the same, or declined in the past 5 years?				
	Improved	Remained the same	Declined	Don't know
X6B	9.4	36.7	49.6	4.3
X7A	3.7	38.0	56.5	1.9
X7B	6.8	37.0	52.1	4.1
X8	0.9	37.7	55.7	5.7
X9A	5.3	33.8	56.4	4.4
X9B	2.4	36.0	56.8	4.8
X9C	5.0	34.5	56.3	4.2

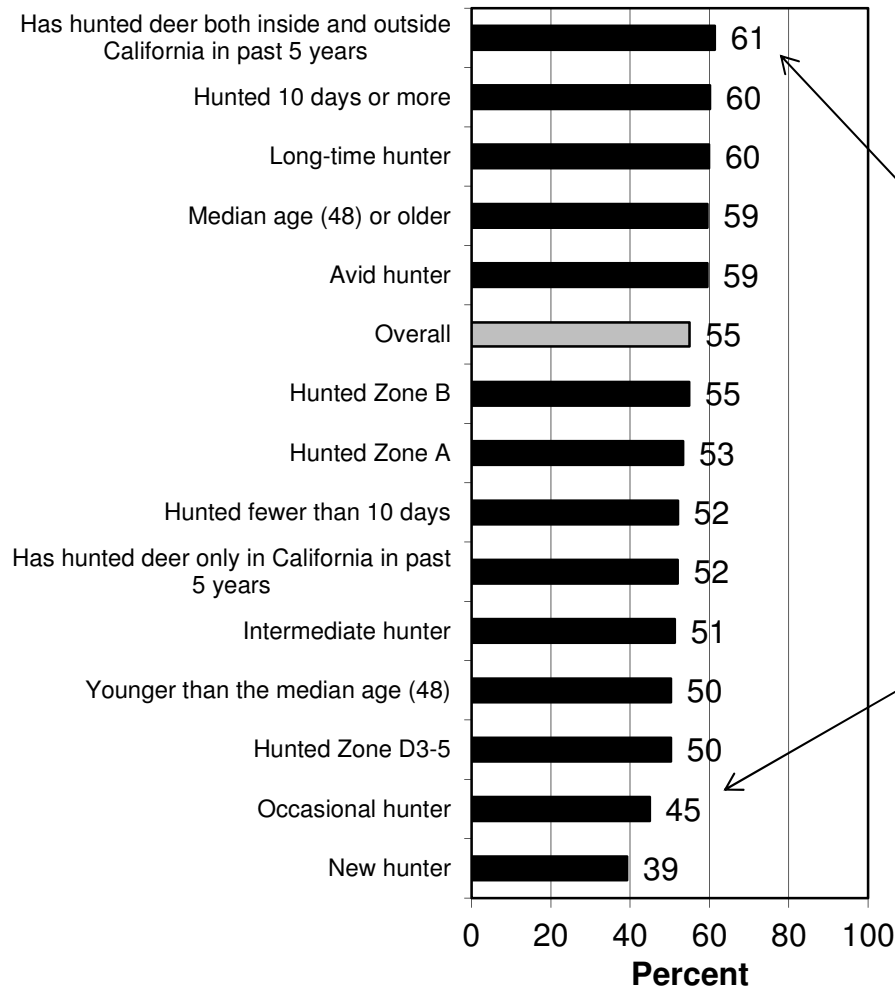
The tabulation for the perceived trend in the quality of deer habitat is also shown sorted by percentage saying *improved*.

Q42. In general, do you think the quality of deer habitat in California has improved, remained the same, or declined in the past 5 years?				
	Improved	Remained the same	Declined	Don't know
J9	100.0			
J8	50.0		50.0	
J13	33.3		55.6	11.1
D12	30.7	37.3	23.3	8.7
G12	23.5	29.4	35.3	11.8
GO	20.0	20.0	60.0	
J1	20.0	40.0	40.0	
J19	14.3	28.6	42.9	14.3
A21	13.3	13.3	66.7	6.7
G21	13.3	40.0	46.7	
D17	12.9	28.1	50.4	8.6
X5A	12.2	26.5	57.1	4.1
A11	12.0	40.0	48.0	
X2	11.4	30.7	51.1	6.8
X6A	11.3	31.6	48.9	8.3
A25	11.1	38.9	50.0	
M4	11.1	22.2	66.7	
MA3	11.1	25.9	59.3	3.7
X1	10.3	27.7	56.1	5.8
A20	10.0	20.0	55.0	15.0
J10	10.0	36.7	53.3	
X6B	9.4	36.7	49.6	4.3
X3B	9.1	35.7	49.4	5.8
M6	8.9	24.4	57.8	8.9
D19	8.7	32.9	51.4	6.9
G6	8.7	21.7	69.6	
A12	8.5	42.6	48.9	
D16	8.5	31.1	51.9	8.5
A33	8.3	25.0	50.0	16.7
A1	8.1	37.7	49.8	4.5
B	8.0	32.4	54.9	4.7
A	7.9	30.7	53.3	8.0
X4	7.9	26.5	62.9	2.6
A22	7.8	39.2	43.1	9.8
G37	7.7	23.1	53.8	15.4
M8	7.7	30.8	61.5	
J17	7.1		92.9	
D3-5	6.9	34.4	50.3	8.5
X7B	6.8	37.0	52.1	4.1
D9	6.4	26.6	60.1	6.9
A26	6.3	56.3	31.3	6.3
X3A	6.3	33.8	49.3	10.6
G10	6.1	24.5	42.9	26.5
G1	6.0	34.1	54.3	5.6
G13	6.0	33.3	53.8	6.8
M3	5.9	47.1	41.2	5.9
D15	5.8	29.0	53.5	11.6

Q42. In general, do you think the quality of deer habitat in California has improved, remained the same, or declined in the past 5 years?				
	Improved	Remained the same	Declined	Don't know
C	5.6	33.2	55.6	5.6
D14	5.5	25.8	62.7	5.9
A18	5.4	37.8	54.1	2.7
A7	5.3	36.8	56.1	1.8
X9A	5.3	33.8	56.4	4.4
A6	5.1	33.3	56.4	5.1
G3	5.0	15.0	60.0	20.0
X9C	5.0	34.5	56.3	4.2
A3	4.8	43.5	51.6	
J18	4.8	26.2	64.3	4.8
G11	4.7	20.9	65.1	9.3
A13	4.5	50.0	40.9	4.5
A30	4.5	27.3	59.1	9.1
M7	4.5	34.8	56.1	4.5
AO	4.3	27.8	58.9	9.0
A17	4.2	33.3	60.4	2.1
D11	4.2	24.8	59.3	11.7
X12	4.2	35.8	53.8	6.1
G38	4.0	31.0	57.1	7.9
D10	3.9	33.1	59.1	3.9
X7A	3.7	38.0	56.5	1.9
D13	3.5	27.1	60.8	8.5
D6	3.5	31.1	59.2	6.2
X10	3.5	25.2	63.6	7.7
J16	3.3	40.0	53.3	3.3
A19	3.2	19.4	58.1	19.4
D8	3.2	28.8	63.5	4.5
X5B	3.2	25.8	67.7	3.2
A32	3.1	18.8	71.9	6.3
A31	3.0	29.1	60.6	7.3
D7	2.9	29.5	62.0	5.6
A16	2.7	41.1	41.1	15.1
MA1	2.5	31.3	63.8	2.5
X9B	2.4	36.0	56.8	4.8
A24	2.0	28.6	65.3	4.1
X8	0.9	37.7	55.7	5.7
A14		30.8	69.2	
A15		26.1	73.9	
A27			100.0	
A4		50.0	33.3	16.7
A5		30.4	69.6	
A8		50.0	50.0	
A9		33.3	33.3	33.3
G19		42.9	50.0	7.1
G39		80.0	20.0	
G7		66.7	8.3	25.0
G8		18.2	72.7	9.1
J11		31.6	63.2	5.3
J12			100.0	
J14		55.6	22.2	22.2
J15		50.0	50.0	

Q42. In general, do you think the quality of deer habitat in California has improved, remained the same, or declined in the past 5 years?				
	Improved	Remained the same	Declined	Don't know
J20		60.0	40.0	
J21		25.0	65.0	10.0
J3			100.0	
J4		12.5	87.5	
J7		25.0	75.0	
M11		77.8	22.2	
M5		25.0	75.0	
M9		25.0	66.7	8.3
OZ		60.0	40.0	

Percent of the following groups who think quality of deer habitat has declined in California in the past 5 years:



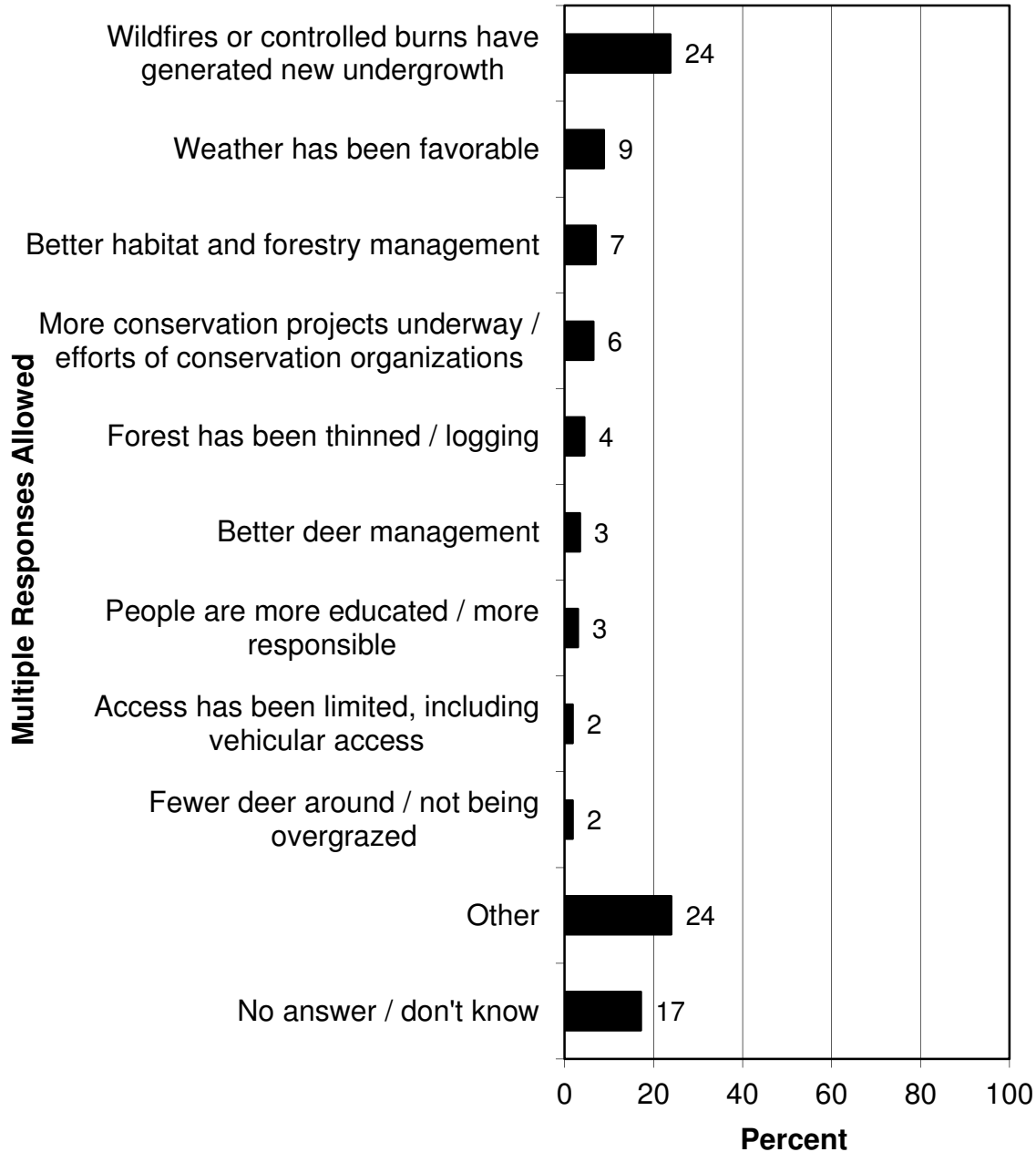
Those groups above the gray bar are more likely to think that the quality of deer habitat has declined, when compared to deer hunters overall (shown by the gray bar).

For instance, 61% of those who hunted both inside and outside of California think the quality of deer habitat has declined (meaning that 39% of them did not select "declined" on the survey).

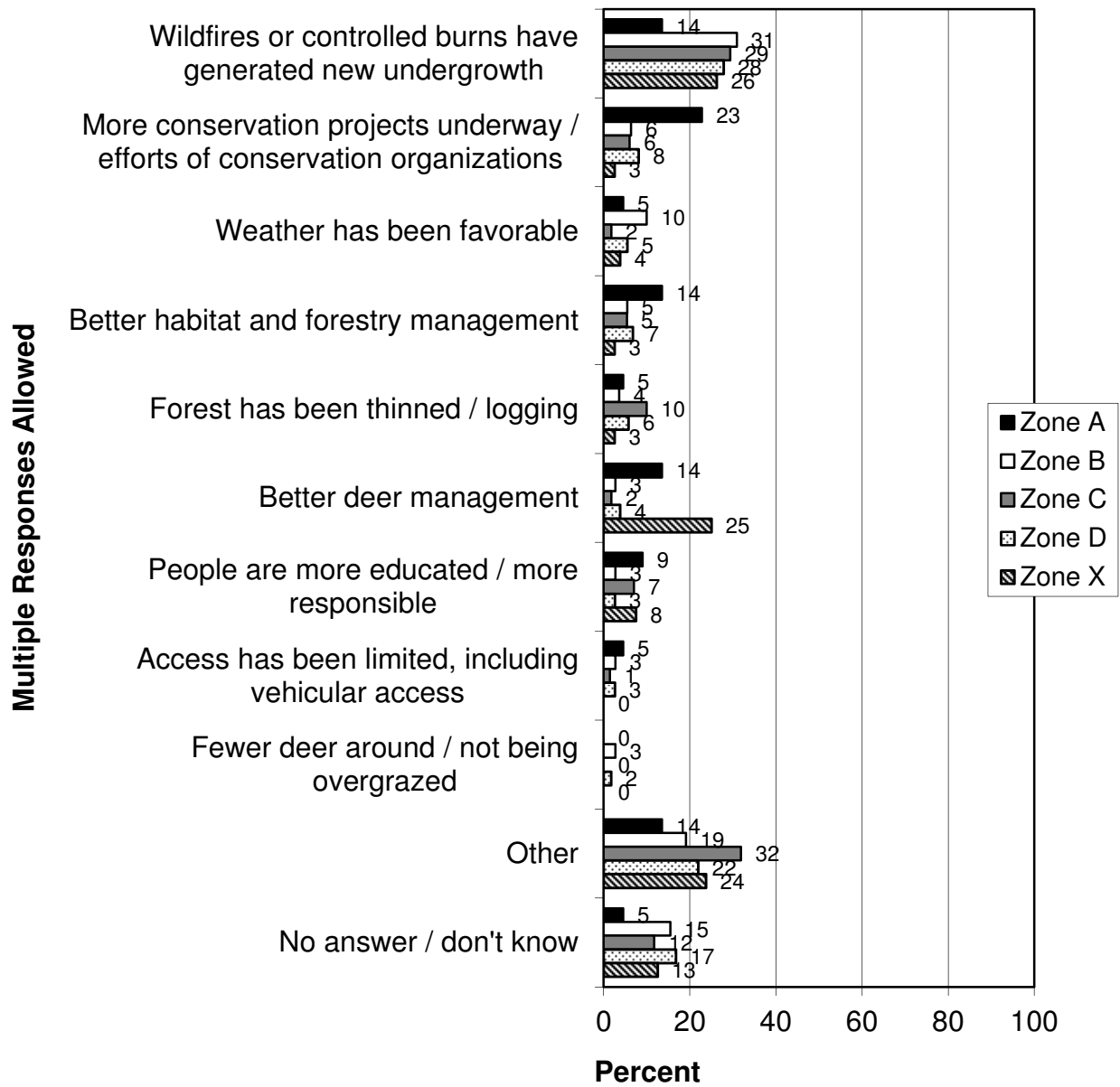
Those groups below the gray bar are less likely to think that they quality of deer habitat has declined, compared to deer hunters overall.

For instance, 45% of those identified as occasional hunters think that the quality of deer habitat has declined.

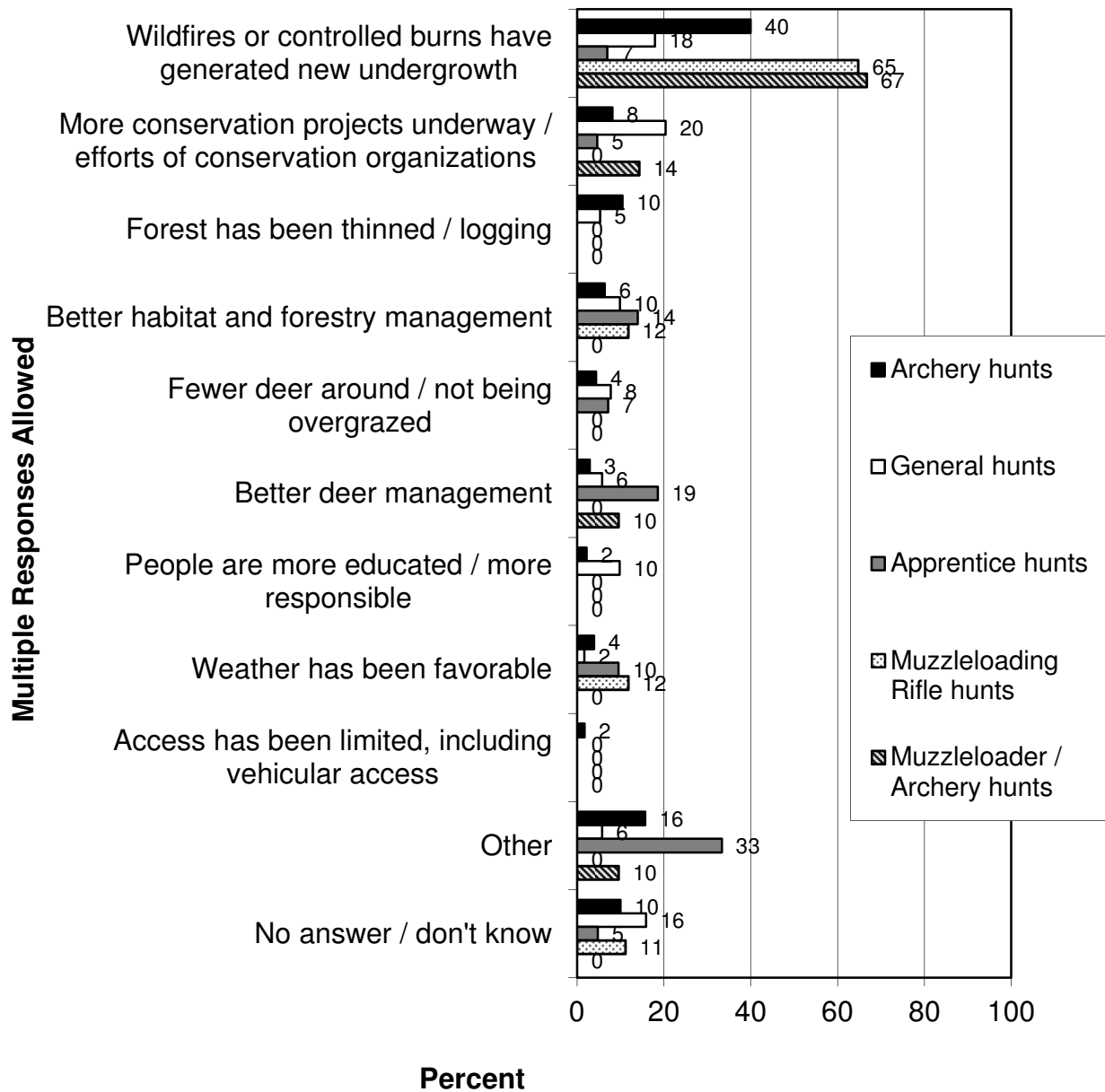
Q43. What do you think are the main reasons the quality of deer habitat has improved in California in the past 5 years? (Asked of those who think the quality of deer habitat has improved.)



Q43. What do you think are the main reasons the quality of deer habitat has improved in California in the past 5 years? (Asked of those who think the quality of deer habitat has improved.)



Q43. What do you think are the main reasons the quality of deer habitat has improved in California in the past 5 years? (Asked of those who think the quality of deer habitat has improved.)



Q43. What do you think are the main reasons the quality of deer habitat has improved in California in the past 5 years?											
	Wildfires or controlled burns have generated new undergrowth	Weather has been favorable	Better habitat and forestry management	More conservation projects underway / efforts of conservation organizations	Forest has been thinned / logging	Better deer management	People are more educated / more responsible	Access has been limited, including vehicular access	Fewer deer around / not being overgrazed	Other	No answer / don't know
A	14	5	14	23	5	14	9	5	0	14	5
A1	39	0	0	17	11	0	0	6	0	28	11
A11	67	0	0	0	0	0	0	0	0	0	33
A12	50	0	0	0	0	25	0	0	0	25	25
A13	0	0	0	0	0	0	0	0	0	0	100
A16	0	0	0	0	0	0	100	0	0	0	0
A17	50	0	0	0	0	50	0	0	0	0	0
A18	0	0	0	0	0	50	0	0	0	50	0
A19	0	100	0	0	0	0	0	0	0	0	0
A20	22	0	0	0	0	0	0	0	0	78	0
A21	50	0	0	0	0	0	0	50	0	0	0
A22	58	9	9	9	0	0	0	0	0	9	9
A24	100	0	0	0	0	0	0	0	0	0	0
A25	0	0	0	0	0	0	0	50	0	50	0
A26	100	0	0	0	0	0	0	0	0	0	0
A3	33	0	0	33	0	33	0	0	0	0	33
A30	0	0	0	100	0	0	0	0	0	0	0
A31	60	0	0	0	0	0	0	0	40	0	0
A32	0	0	0	0	0	0	100	0	0	0	0
A33	0	0	0	50	0	0	50	0	0	50	0
A6	0	0	0	0	50	0	50	0	0	0	0
A7	33	0	33	0	0	0	0	0	0	0	33
AO	39	6	11	6	17	0	0	0	6	11	11
B	31	10	5	6	4	3	3	3	3	19	15
C	26	2	7	2	9	2	9	0	0	33	12
D10	0	0	18	0	0	18	0	0	0	18	41
D11	44	0	11	0	0	11	0	0	0	22	11
D12	4	43	2	41	0	2	2	0	2	2	9
D13	0	0	0	0	0	14	0	14	0	29	43
D14	62	0	8	0	0	0	0	0	0	15	15
D15	25	13	13	0	0	13	13	0	0	25	13
D16	60	4	8	0	0	4	0	0	0	8	20
D17	17	0	11	0	0	6	0	0	6	45	17
D19	36	7	0	0	0	0	0	0	0	36	21
D3-5	25	2	4	10	9	3	4	2	2	23	18
D6	15	8	15	0	0	8	0	8	0	46	8
D7	30	0	23	0	6	0	0	0	6	35	6
D8	41	8	8	0	17	0	0	0	0	8	25

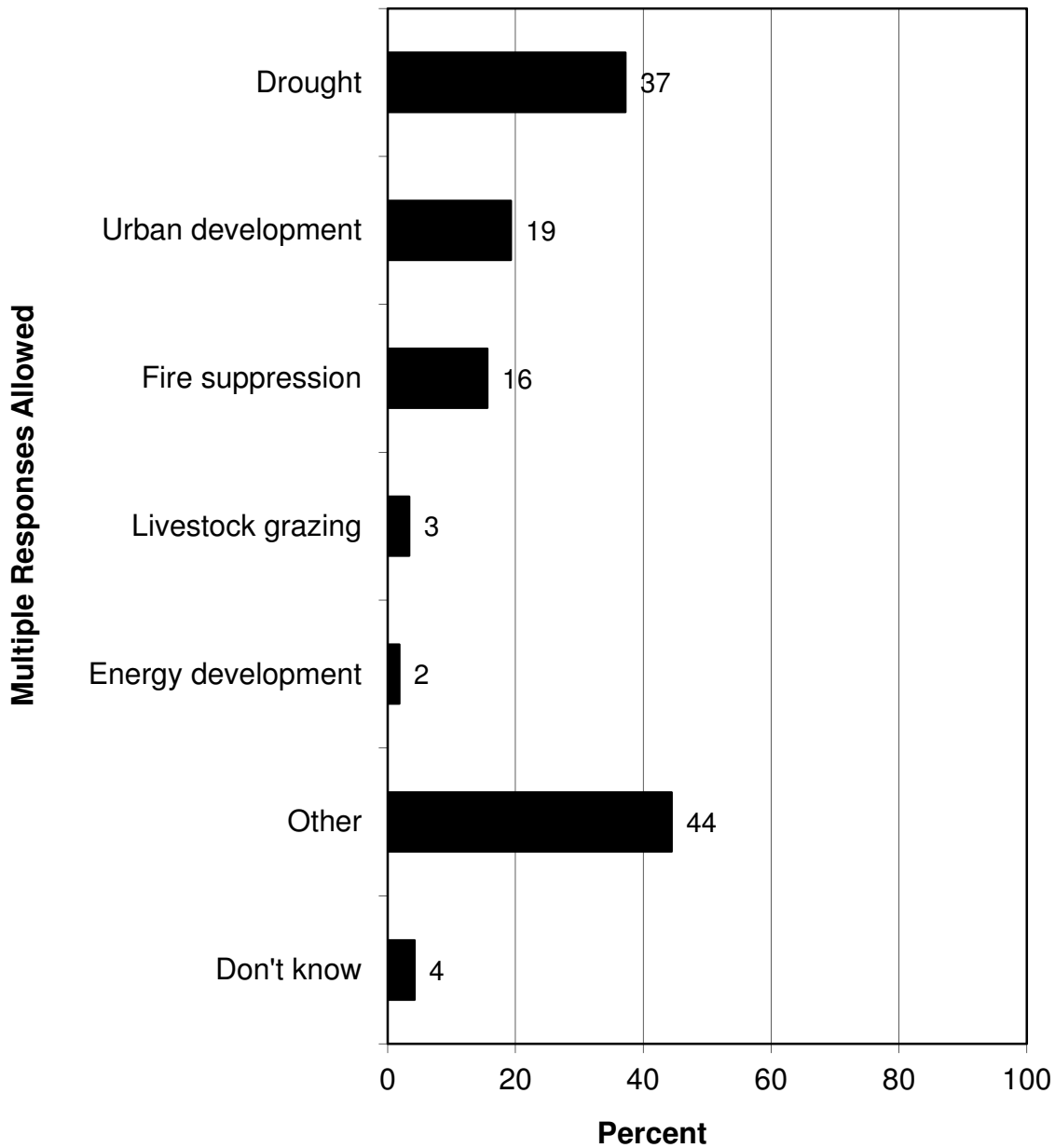
Q43. What do you think are the main reasons the quality of deer habitat has improved in California in the past 5 years?											
	Wildfires or controlled burns have generated new undergrowth	Weather has been favorable	Better habitat and forestry management	More conservation projects underway / efforts of conservation organizations	Forest has been thinned / logging	Better deer management	People are more educated / more responsible	Access has been limited, including vehicular access	Fewer deer around / not being overgrazed	Other	No answer / don't know
D9	25	0	0	0	0	8	0	17	0	33	17
G1	19	0	12	25	6	6	6	0	6	6	12
G10	0	0	0	33	0	0	33	0	0	0	33
G11	0	0	0	0	0	0	50	0	50	0	0
G12	0	29	29	0	0	0	0	0	0	29	29
G13	17	17	0	0	0	17	0	0	17	17	28
G21	50	0	0	0	0	50	0	0	0	0	0
G3	0	0	0	0	0	0	0	0	0	0	100
G37	100	0	0	0	0	0	0	0	0	0	0
G38	50	0	22	0	22	0	0	0	0	0	0
G6	50	0	0	0	0	0	0	0	0	0	50
GO	0	0	0	100	0	0	0	0	0	0	0
J1	0	0	100	0	0	0	0	0	0	0	0
J10	0	0	0	0	0	0	0	0	0	50	50
J13	0	31	0	0	0	31	0	0	0	31	0
J16	0	0	100	0	0	0	0	0	0	0	0
J17	0	0	0	100	0	0	0	0	0	0	0
J18	0	0	0	0	0	0	0	0	100	0	0
J19	100	0	0	0	0	0	0	0	0	0	0
J8	0	0	0	0	0	0	0	0	0	100	0
J9	0	0	0	0	0	100	0	0	0	0	0
M3	100	0	0	0	0	0	0	0	0	0	0
M4	100	0	0	0	0	0	0	0	0	0	0
M6	71	0	0	0	0	0	0	0	0	0	29
M7	29	29	29	0	0	0	0	0	0	0	0
M8	100	0	0	0	0	0	0	0	0	0	0
MA1	0	0	0	0	0	50	0	0	0	50	0
MA3	82	0	0	18	0	0	0	0	0	0	0
X1	13	6	19	13	0	0	6	6	0	19	19
X10	57	0	21	0	0	0	21	0	0	0	0
X12	38	0	0	0	12	0	0	0	0	24	38
X2	50	11	0	0	0	0	0	11	11	22	0
X3A	23	0	0	23	10	10	10	0	0	23	0
X3B	31	8	0	0	0	8	8	8	8	0	31
X4	26	0	10	10	26	0	0	10	16	10	0
X5A	64	0	0	0	0	0	0	0		18	18
X5B	100	0	0	0	0	0	0	0		0	0
X6A	32	14	5	0	14	0	0	5		19	5
X6B	7	0	17	7	0	0	7	17		30	17

Q43. What do you think are the main reasons the quality of deer habitat has improved in California in the past 5 years?

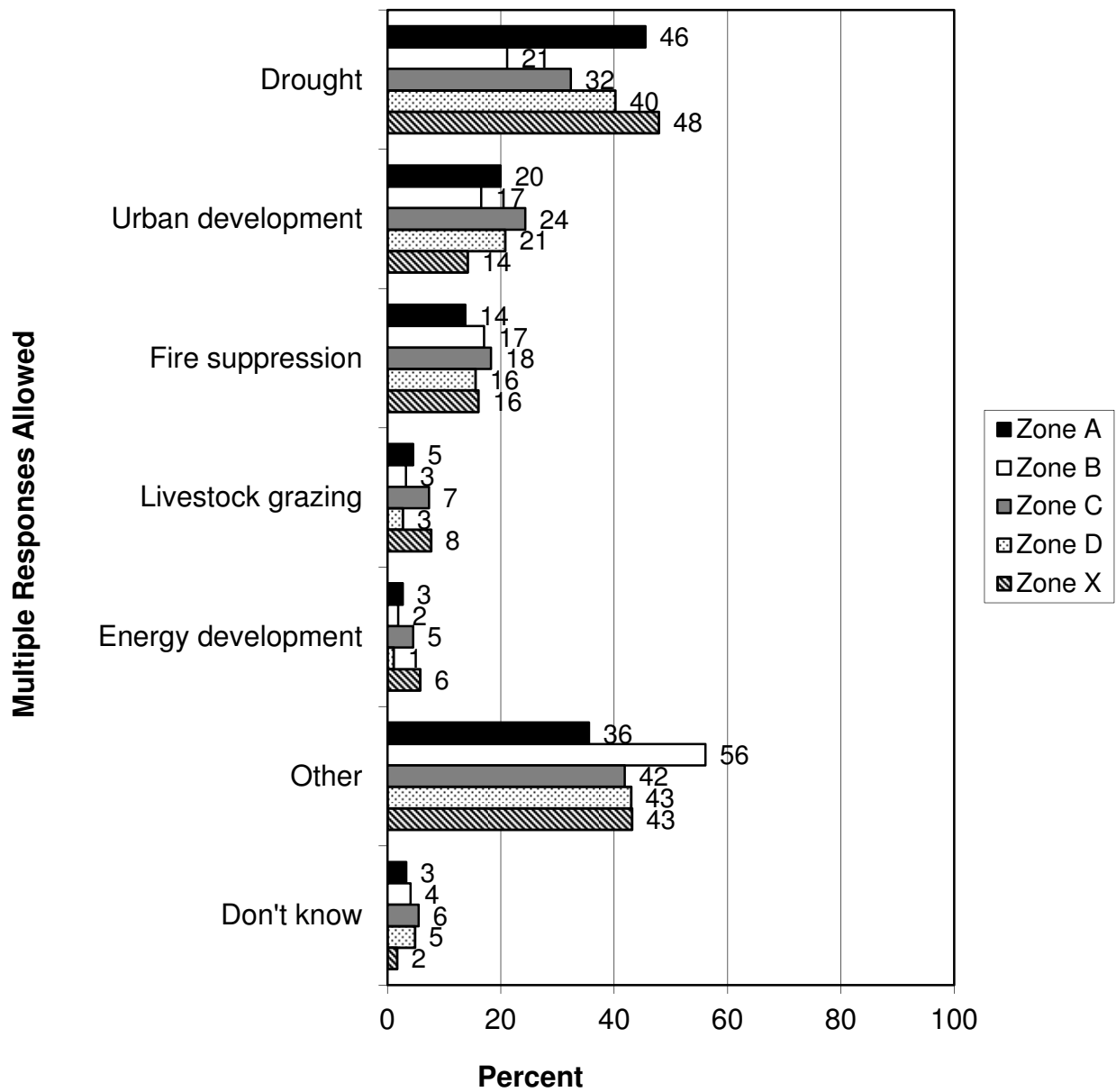
	Wildfires or controlled burns have generated new undergrowth	Weather has been favorable	Better habitat and forestry management	More conservation projects underway / efforts of conservation organizations	Forest has been thinned / logging	Better deer management	People are more educated / more responsible	Access has been limited, including vehicular access	Fewer deer around / not being overgrazed	Other	No answer / don't know
X7A	22	0	78	22	0	0	0	0		0	0
X7B	60	0	0	0	40	0	0	0		22	0
X8	100	0	0	0	0	0	0	0		0	0
X9A	17	9	9	41	0	17	9	0		9	0
X9B	0	63	38	0	0	0	0	38		0	0
X9C	0	18	18	18	0	18	0	0		31	18

Q46. What do you think are the main reasons the quality of deer habitat has declined in California in the past 5 years? (Asked of those who think the quality of deer habitat has declined.)

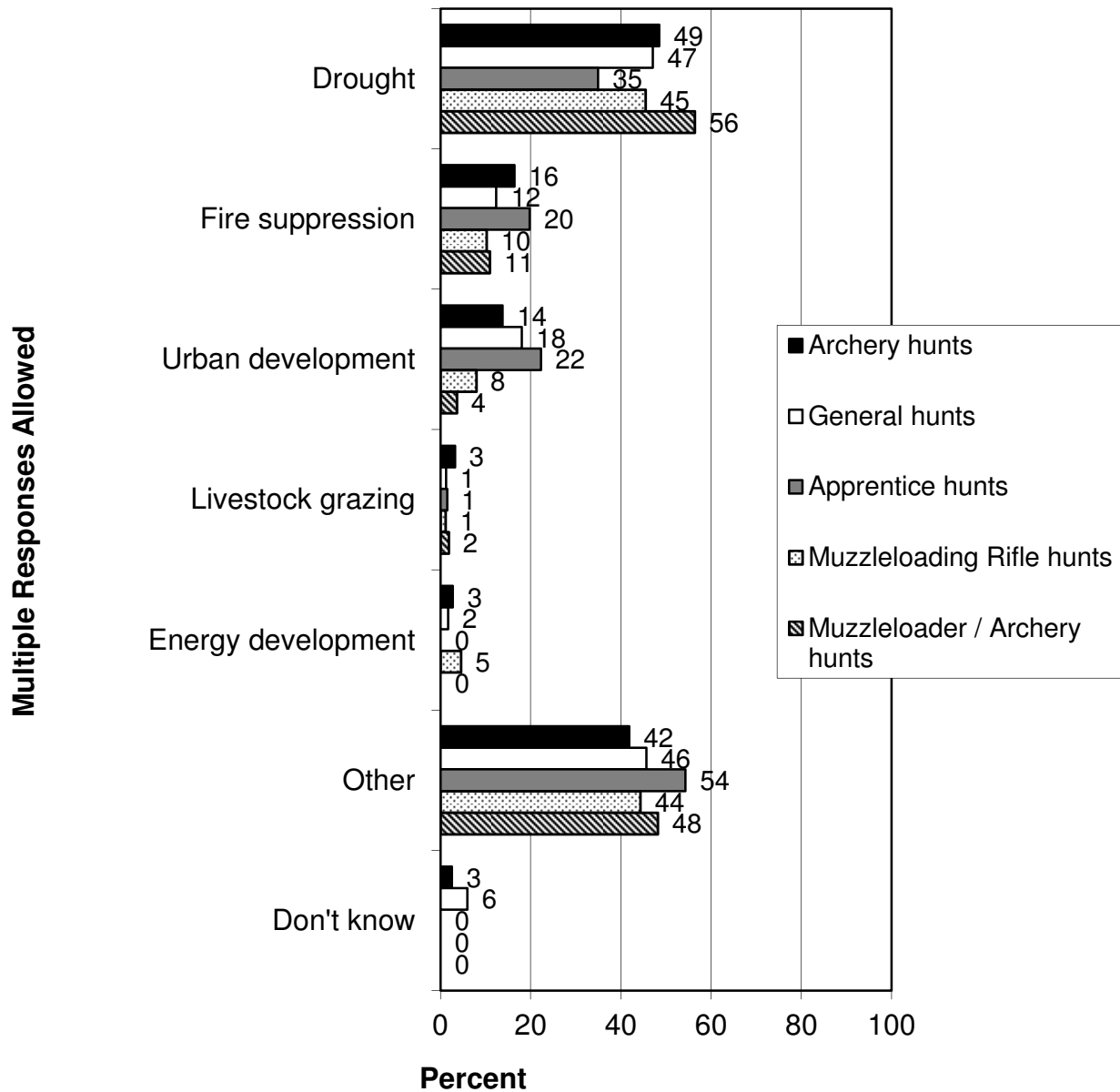
Telephone survey results.



Q46. What do you think are the main reasons the quality of deer habitat has declined in California in the past 5 years? (Asked of those who think the quality of deer habitat has declined.)



Q46. What do you think are the main reasons the quality of deer habitat has declined in California in the past 5 years? (Asked of those who think the quality of deer habitat has declined.)

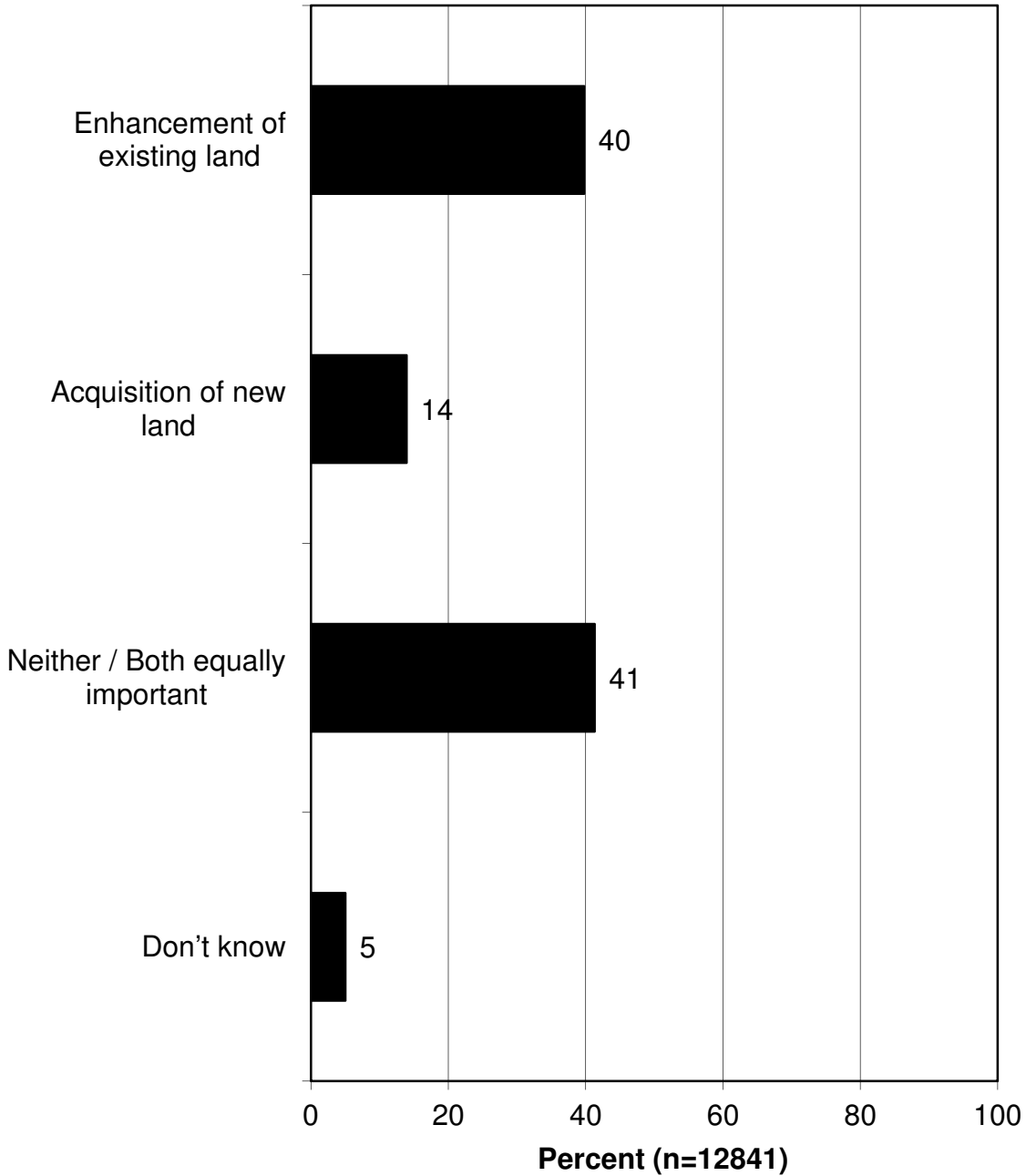


Q46. What do you think are the main reasons the quality of deer habitat has declined in California in the past 5 years?							
	Drought	Urban development	Fire suppression	Livestock grazing	Energy development	Other	Don't know
A	46	20	14	5	3	36	3
A1	33	23	17	10	10	43	3
A11	29	0	14	0	0	71	0
A12	30	15	22	7	7	50	7
A13	50	75	25	25	25	25	0
A14	33	33	0	0	0	67	0
A15	15	33	10	10	10	50	0
A16	50	17	17	26	9	35	0
A17	60	0	20	0	0	33	0
A18	64	14	7	7	7	43	0
A19	77	23	23	23	23	50	0
A20	32	9	32	0	0	23	23
A21	42	0	73	0	0	42	17
A22	59	19	12	0	0	22	3
A24	44	6	6	0	0	63	0
A25	0	67	33	0	0	33	0
A3	22	22	11	5	0	50	0
A30	12	24	12	0	0	69	0
A31	67	8	20	0	0	23	3
A32	77	16	0	0	0	46	0
A33	71	14	14	0	0	29	0
A4	0	100	0	0	100	100	0
A5	8	0	0	23	0	62	8
A6	39	11	39	11	11	39	0
A7	48	21	28	21	14	52	0
A8	33	0	33	0	0	33	0
AO	41	9	19	0	0	53	3
B	21	17	17	3	2	56	4
C	32	25	19	7	3	42	6
D10	66	11	4	7	2	32	2
D11	54	17	20	3	3	34	9
D12	44	22	11	0	0	48	0
D13	67	11	13	0	0	30	2
D14	52	22	7	4	0	30	7
D15	64	35	14	0	0	28	3
D16	55	9	14	0	0	36	0
D17	68	6	9	6	3	23	3
D19	64	16	11	3	0	43	3
D3-5	27	31	15	3	2	46	6
D6	15	12	35	6	0	47	6
D7	33	11	23	3	0	51	7
D8	60	11	10	3	0	34	4
D9	57	15	9	7	2	37	0
G1	23	16	11	0	0	62	11
G10	50	25	17	0	8	42	0
G12	22	22	22	0	0	44	0
G13	69	12	12	4	4	15	4
G19	50	50	0	0	0	50	0

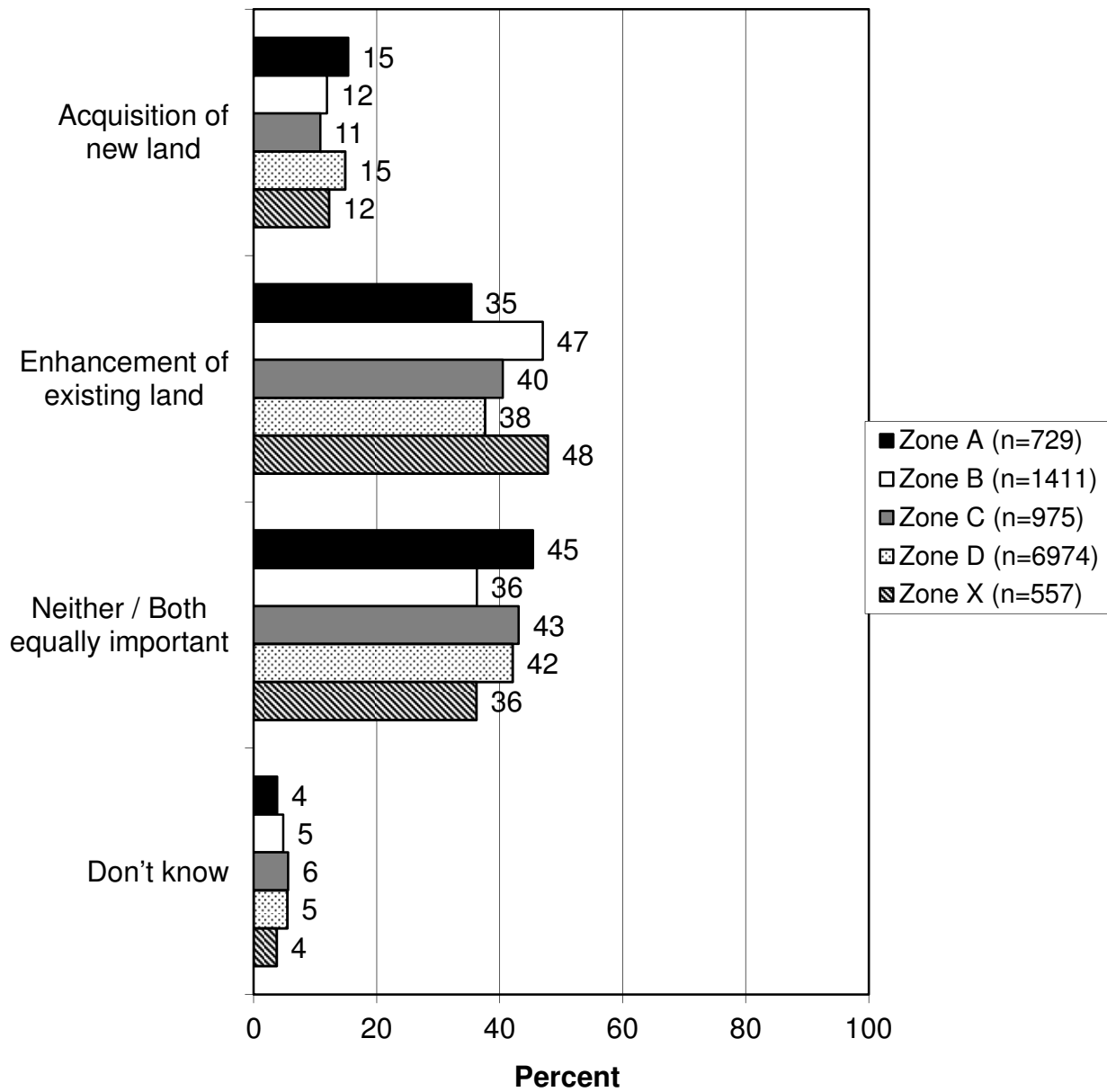
Q46. What do you think are the main reasons the quality of deer habitat has declined in California in the past 5 years?							
	Drought	Urban development	Fire suppression	Livestock grazing	Energy development	Other	Don't know
G21	60	0	0	0	0	100	0
G3	71	29	29	0	0	29	0
G37	0	0	67	0	0	67	0
G38	86	11	7	0	0	21	0
G6	45	0	35	0	0	55	0
G8	44	22	0	0	0	56	0
GO	33	0	0	0	0	67	0
J1	50	0	50	0	0	50	0
J10	50	21	6	0	0	42	0
J11	50	21	0	0	0	39	0
J12	0	0	0	0	0	100	0
J13	59	41	0	18	0	41	0
J14	100	0	0	0	0	0	0
J15	0	100	0	0	0	0	0
J16	32	24	5	0	0	76	0
J17	15	35	50	0	0	60	0
J18	35	20	20	0	0	69	0
J19	0	33	67	0	0	33	0
J20	71	0	0	0	0	50	0
J21	26	9	32	0	0	50	0
J3	8	0	8	0	0	92	0
J4	0	20	80	0	0	80	0
J7	36	0	64	0	0	36	0
J8	0	100	0	0	0	0	0
M11	50	0	0	0	50	0	0
M3	0	33	0	0	0	100	0
M4	33	0	33	0	0	33	0
M6	78	0	11	0	11	11	0
M7	48	10	10	0	0	48	0
M8	0	29	29	0	0	100	0
M9	0	0	0	20	0	80	0
MA1	43	7	15	3	0	57	0
MA3	72	0	6	0	0	38	0
OZ	0	0	0	0	0	0	100
X1	31	13	17	2	0	76	0
X10	68	9	5	2	0	32	2
X12	31	7	24	4	2	47	4
X2	16	9	12	9	9	50	5
X3A	29	19	7	3	0	68	0
X3B	36	19	19	3	0	45	6
X4	23	13	13	2	0	60	6
X5A	26	6	43	6	0	63	0
X5B	33	8	17	0	8	58	0
X6A	28	7	31	0	0	63	3
X6B	47	14	3	3	0	41	3
X7A	25	31	3	0	0	65	6
X7B	28	10	23	5	0	62	10
X8	22	27	11	0	0	68	5
X9A	58	16	19	0	3	29	3
X9B	65	15	9	0	0	35	3

Q46. What do you think are the main reasons the quality of deer habitat has declined in California in the past 5 years?							
	Drought	Urban development	Fire suppression	Livestock grazing	Energy development	Other	Don't know
X9C	63	13	3	0	0	30	7

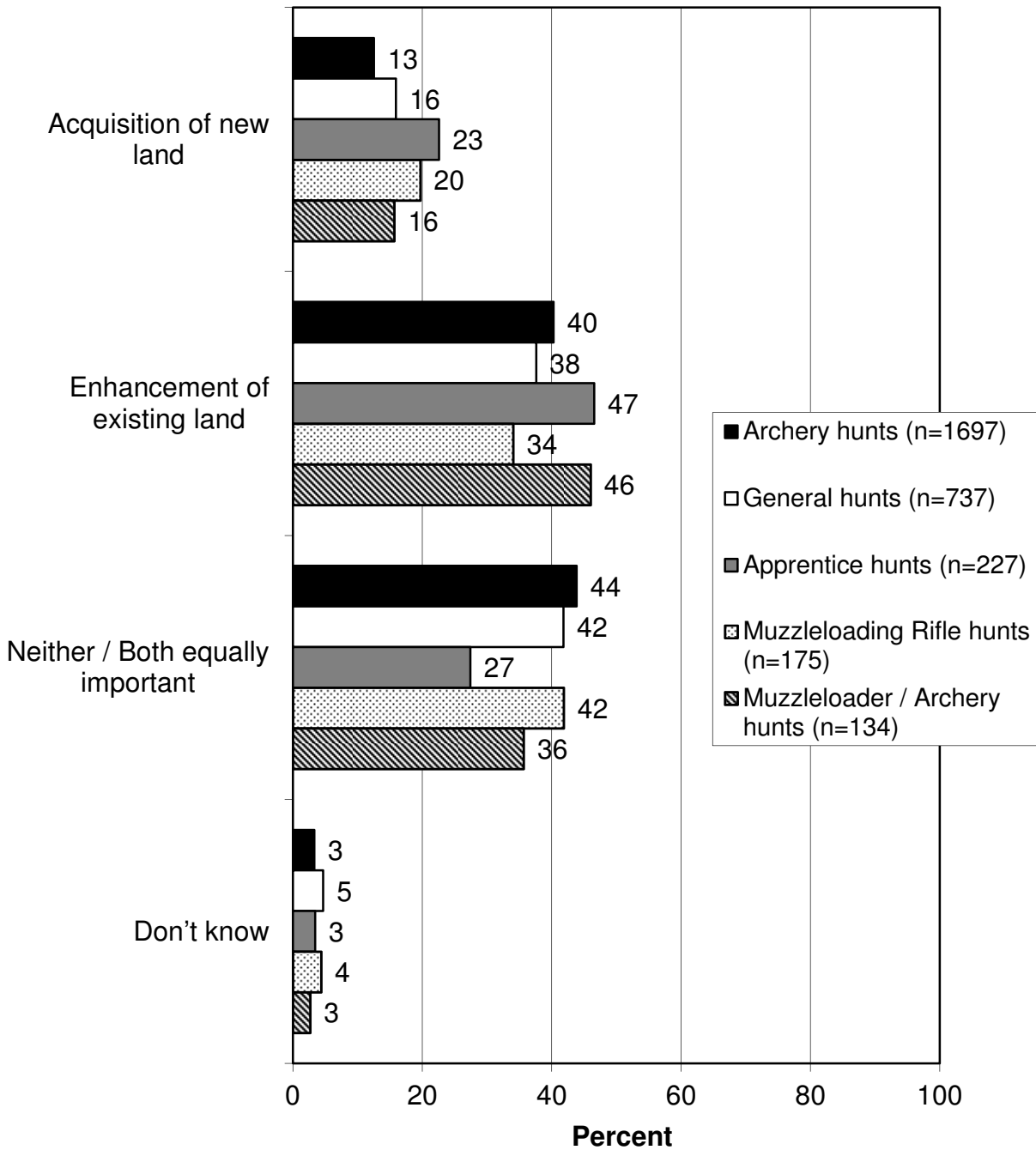
Q49/50. Which of the following do you think is more important for the quality of deer habitat in California? Would you say...?



Q49/50. Which of the following do you think is more important for the quality of deer habitat in California? Would you say...?



Q49/50. Which of the following do you think is more important for the quality of deer habitat in California? Would you say...?



Q49/50. Which of the following do you think is more important for the quality of deer habitat in California? Would you say...?				
	Acquisition of new land	Enhancement of existing land	Neither / Both equally important	Don't know
A	15.4	35.4	45.4	3.8
A1	9.9	52.5	33.6	4.0
A11	8.0	52.0	40.0	
A12	8.5	48.9	40.4	2.1
A13	13.6	63.6	22.7	
A14	23.1	46.2	30.8	
A15	26.1	47.8	26.1	
A16	16.4	53.4	28.8	1.4
A17	14.6	50.0	29.2	6.3
A18	10.8	51.4	32.4	5.4
A19	12.9	29.0	51.6	6.5
A20	12.5	30.0	52.5	5.0
A21	6.7	40.0	53.3	
A22	24.2	31.4	41.2	3.3
A24	10.2	34.7	51.0	4.1
A25	11.1	44.4	38.9	5.6
A26	25.0	31.3	43.8	
A27		100.0		
A3	8.1	50.0	41.9	
A30	13.6	59.1	18.2	9.1
A31	14.5	38.2	43.6	3.6
A32	18.8	28.1	46.9	6.3
A33	25.0	50.0	25.0	
A4	16.7	33.3	50.0	
A5	8.7	56.5	34.8	
A6	7.7	48.7	43.6	
A7	10.5	42.1	42.1	5.3
A8		37.5	50.0	12.5
A9		100.0		
AO	11.2	37.3	48.7	2.9
B	11.9	47.0	36.3	4.8
C	11.0	37.6	45.3	6.0
D10	17.3	44.9	35.4	2.4
D11	16.8	36.4	40.2	6.5
D12	16.7	35.3	34.7	13.3
D13	20.6	35.2	41.7	2.5
D14	11.9	34.7	49.2	4.2
D15	30.3	32.3	31.0	6.5
D16	18.8	25.3	51.5	4.4
D17	13.7	47.5	33.8	5.0
D19	21.4	27.7	46.8	4.0
D3-5	14.7	36.1	43.3	5.9
D6	12.9	36.7	43.2	7.2
D7	12.3	44.8	38.9	4.0
D8	14.6	40.8	40.3	4.3
D9	15.8	42.9	36.9	4.4
G1	13.1	37.1	44.9	4.9
G10	24.5	46.9	26.5	2.0

Q49/50. Which of the following do you think is more important for the quality of deer habitat in California? Would you say...?					
	Acquisition of new land	Enhancement of existing land	Neither / Both equally important	Don't know	
G11	14.0	39.5	41.9	4.7	
G12	17.6	41.2	35.3	5.9	
G13	32.5	23.1	39.3	5.1	
G19	14.3	35.7	50.0		
G21	20.0	40.0	40.0		
G3	5.0	50.0	45.0		
G37	15.4	61.5	15.4	7.7	
G38	15.1	36.5	40.5	7.9	
G39	40.0	40.0	20.0		
G6	17.4	52.2	30.4		
G7	16.7	50.0	33.3		
G8	27.3	18.2	45.5	9.1	
GO		80.0	20.0		
J1	60.0	20.0	20.0		
J10	13.3	36.7	40.0	10.0	
J11	31.6	42.1	21.1	5.3	
J12		66.7	33.3		
J13	22.2	66.7		11.1	
J14	66.7	22.2	11.1		
J15	50.0	25.0	25.0		
J16	30.0	53.3	16.7		
J17	35.7	42.9	14.3	7.1	
J18	9.5	35.7	52.4	2.4	
J19	28.6	57.1	14.3		
J20	10.0	70.0	20.0		
J21	10.0	70.0	20.0		
J3	22.2	33.3	44.4		
J4		37.5	62.5		
J7		75.0	25.0		
J8		50.0	50.0		
J9	100.0				
M11	11.1	44.4	44.4		
M3	5.9	58.8	35.3		
M4		44.4	55.6		
M5	25.0	25.0	25.0	25.0	
M6	26.7	15.6	53.3	4.4	
M7	22.7	30.3	40.9	6.1	
M8	7.7	69.2	23.1		
M9	8.3	75.0	16.7		
MA1	16.3	51.3	28.8	3.8	
MA3	14.8	40.7	42.6	1.9	
OZ		60.0	40.0		
X1	11.6	45.2	35.5	7.7	
X10	10.5	44.8	37.1	7.7	
X12	9.9	42.0	43.4	4.7	
X2	9.1	67.0	20.5	3.4	
X3A	6.3	35.2	52.8	5.6	
X3B	11.7	50.6	34.4	3.2	
X4	15.2	46.4	33.1	5.3	
X5A	18.4	49.0	28.6	4.1	

Q49/50. Which of the following do you think is more important for the quality of deer habitat in California? Would you say...?				
	Acquisition of new land	Enhancement of existing land	Neither / Both equally important	Don't know
X5B	12.9	45.2	19.4	22.6
X6A	9.8	37.6	45.9	6.8
X6B	13.7	34.5	48.2	3.6
X7A	11.1	37.0	39.8	12.0
X7B	20.5	34.2	37.0	8.2
X8	15.1	37.7	37.7	9.4
X9A	13.3	31.1	49.3	6.2
X9B	12.0	39.2	36.8	12.0
X9C	19.3	44.5	31.1	5.0

MOTIVATIONS FOR HUNTING AND FACTORS OF A QUALITY DEER HUNT

- When asked to choose their most important reason from five possible reasons for hunting, California deer hunters most commonly say they do so for the sport or recreation (32% chose this reason), followed closely by those doing so for the meat (30%). The other reasons are to be with family and friends (21%), to be close to nature (15%), and for a trophy (1%).
 - An analysis compared the percentages of deer hunters overall to the percentages among various subgroups who hunted for the motivations of doing so for the sport or recreation, for the meat, being with family and friends, and to be close to nature, as shown in comparison graphs.
 - For the sport or recreation: older hunters, those who have hunted both inside and outside of California, and long-time hunters are all more likely to hunt for the sport or recreation, compared to deer hunters overall.
 - For the meat: new hunters, as well as occasional and intermediate hunters, and young hunters are more likely to hunt for the meat, compared to hunters overall.
 - Being with family and friends: no marked differences occur among the subgroups (all range from 19% to 23%, with the overall being 21%).
 - To be close to nature: no marked differences occur among the subgroups (all range from 13% to 17%, with the overall being 21%).

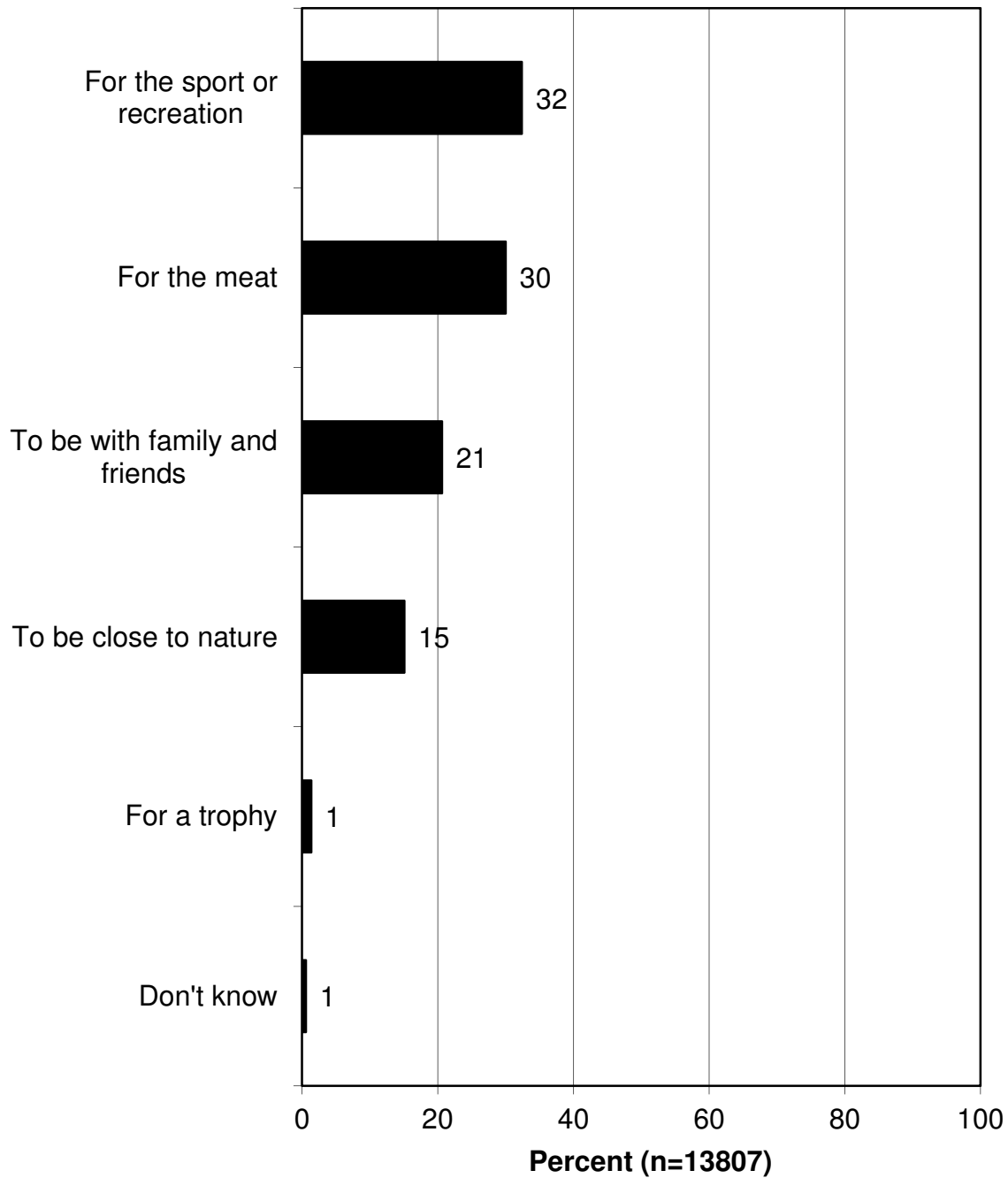
- Deer hunters were presented with a list of six things that they might look for in a quality deer hunting experience, and they were allowed to select all that applied. The opportunity to spend time with family and friends tops the list (63% checked this choice), closely followed by the outdoor experience (57%) and being able to harvest a deer (52%).
 - From the list that was presented to them, deer hunters were then asked to select the single most important thing that they look for in a quality deer hunting experience: the top selection was the opportunity to spend time with family and friends (30%), closely followed by the outdoor experience (29%) and harvesting any deer (21%).

- Deer hunters were then asked to choose which of two things is more important to them personally: the opportunity to hunt deer in general, or the opportunity to harvest a trophy

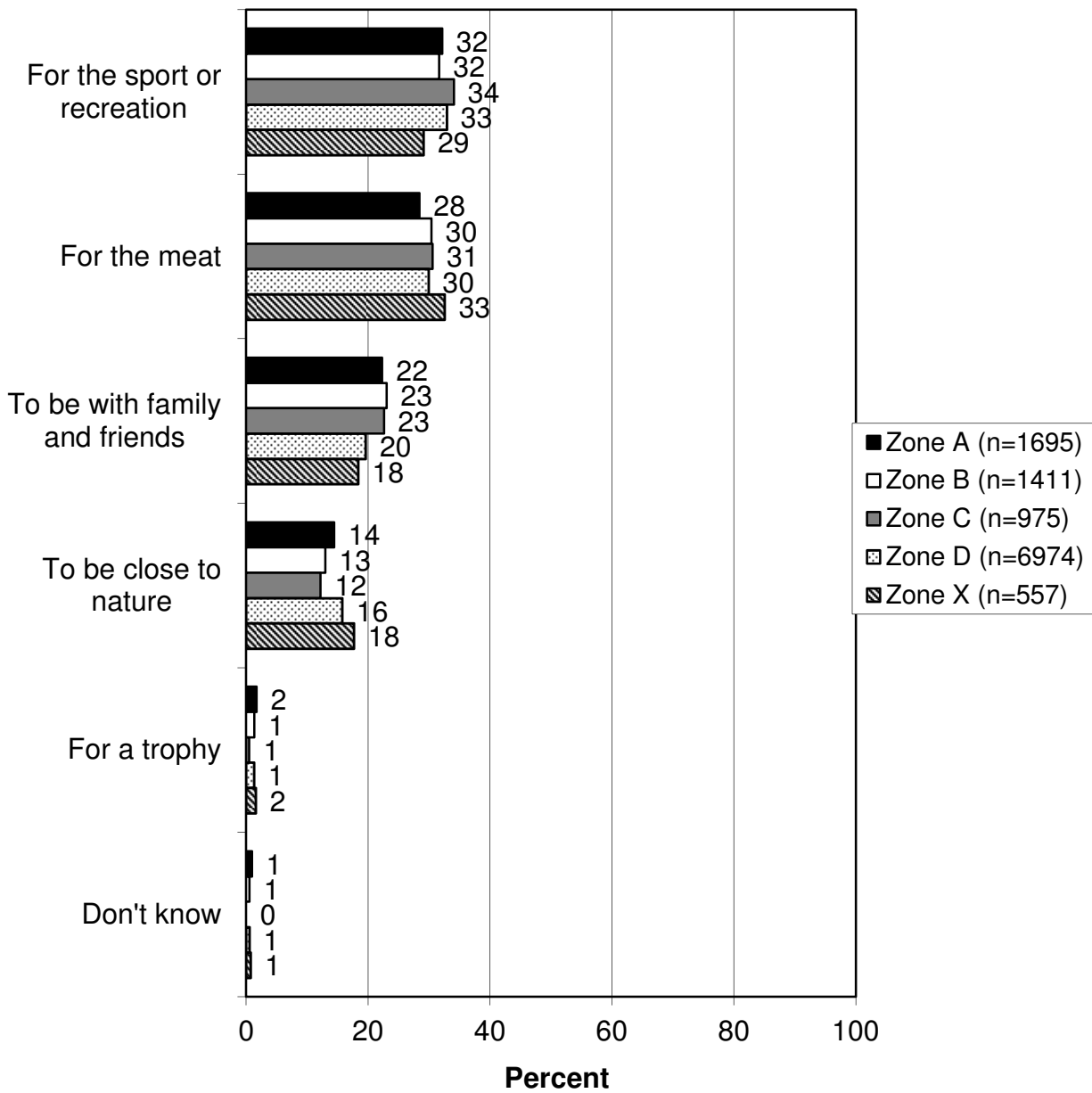
deer. The opportunity to hunt deer in general (chosen by 68%) is far more important than the opportunity to harvest a trophy deer (chosen by 8%).

- Note that the sample was randomly divided into two groups: one received question wording that had the opportunity to harvest a trophy deer listed first; the second group received the question with the opportunity to hunt deer in general listed first. This was done to eliminate any bias in the survey based on the order of the two motivations in the question.
 - One analysis compared hunters overall with various subgroups of hunters regarding saying that the opportunity to harvest a trophy is the more important than being able to hunt deer in general, and vice-versa. One group seeking a trophy at a markedly higher rate than deer hunters overall consists of those who have hunted both inside and outside of California. On the other hand, new hunters and occasional hunters are more likely to say that being able to harvest a deer is more important, compared to deer hunters overall.

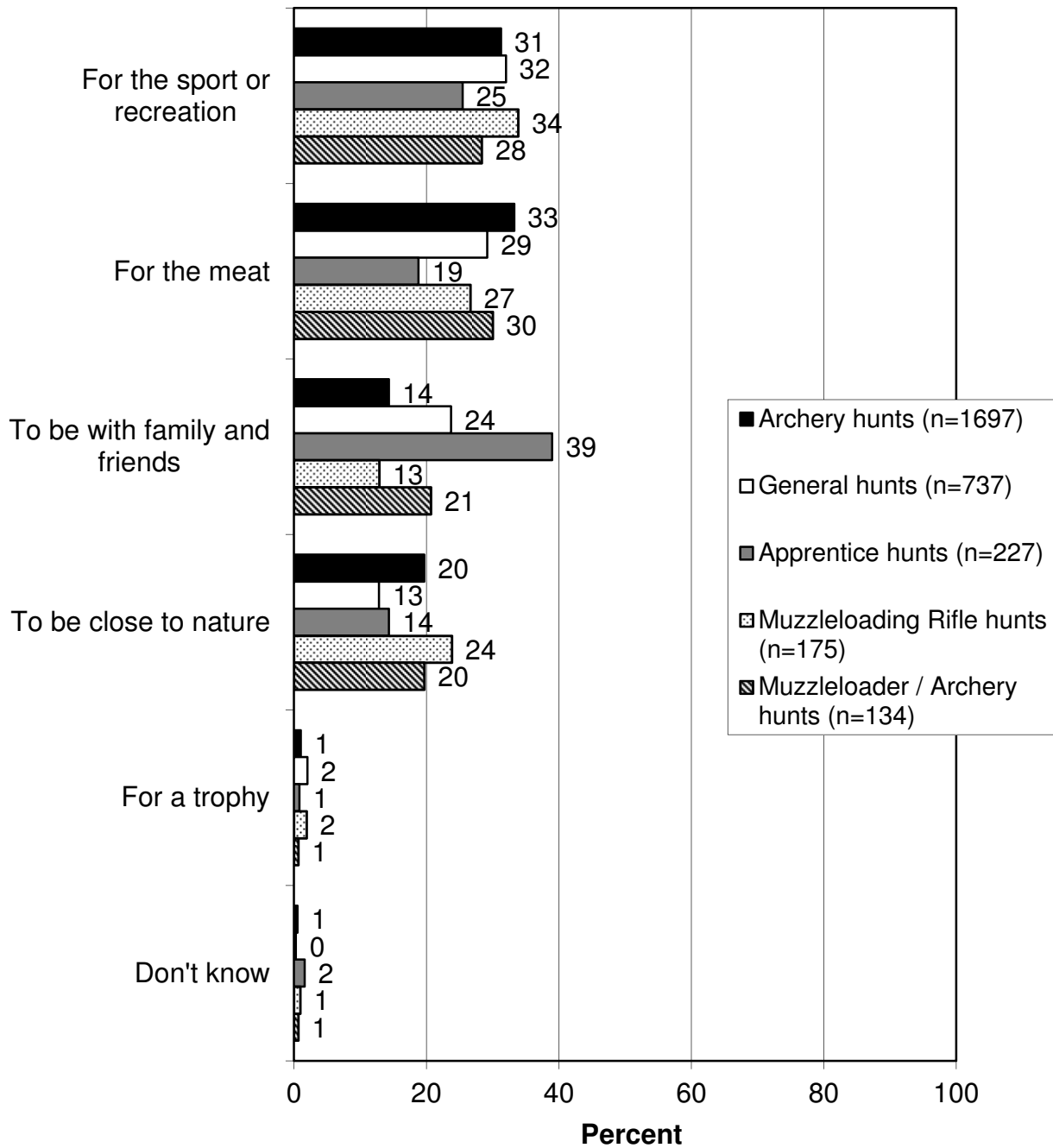
Q22. What is your most important reason for hunting?



Q22. What is your most important reason for hunting?



Q22. What is your most important reason for hunting?

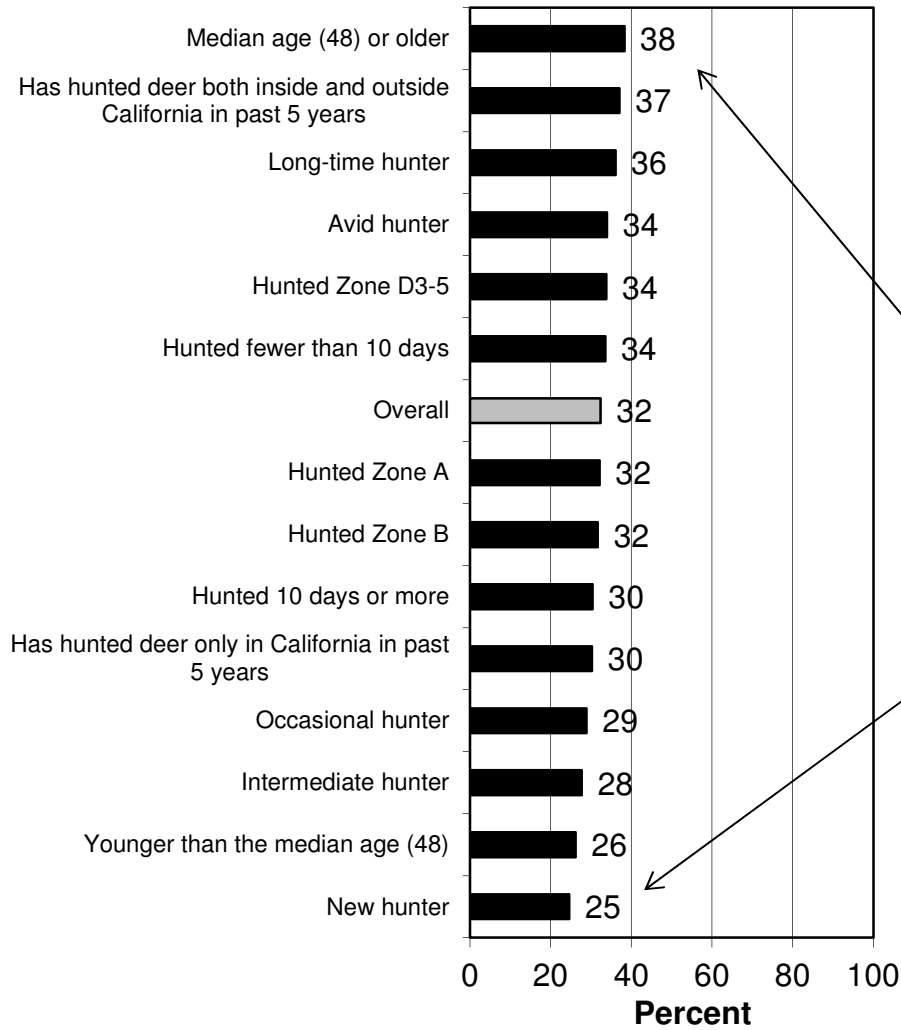


Q22. What is your most important reason for hunting?						
	For the sport or recreation	To be close to nature	For the meat	To be with family and friends	For a trophy	Don't know
A	32.2	14.5	28.4	22.3	1.7	0.9
A1	35.9	12.6	29.6	21.5	0.4	
A11	48.0	4.0	28.0	20.0		
A12	23.4	12.8	40.4	23.4		
A13	40.9	27.3	9.1	22.7		
A14	38.5		38.5	23.1		
A15	17.4	21.7	39.1	21.7		
A16	28.8	27.4	27.4	16.4		
A17	31.3	18.8	27.1	20.8		2.1
A18	24.3	13.5	51.4	8.1	2.7	
A19	38.7	29.0	19.4	12.9		
A20	37.5	17.5	27.5	15.0	2.5	
A21	13.3	26.7	40.0	13.3	6.7	
A22	28.8	22.2	32.7	14.4	0.7	1.3
A24	40.8	16.3	16.3	22.4		4.1
A25	38.9	38.9	16.7			5.6
A26	18.8	37.5	18.8	25.0		
A27	50.0		50.0			
A3	25.8	9.7	30.6	29.0	3.2	1.6
A30	31.8	13.6	22.7	27.3	4.5	
A31	30.9	19.4	38.2	10.9	0.6	
A32	31.3	3.1	53.1	12.5		
A33	20.8	25.0	29.2	20.8		4.2
A4	16.7	33.3	33.3	16.7		
A5	26.1	8.7	39.1	26.1		
A6	17.9	28.2	12.8	30.8	7.7	2.6
A7	26.3	17.5	28.1	22.8	3.5	1.8
A8	50.0	25.0	25.0			
A9	33.3		33.3	33.3		
AO	30.9	22.1	33.5	11.9	1.2	0.5
B	31.7	13.0	30.4	23.0	1.3	0.6
C	33.6	12.1	30.9	22.9	0.5	
D10	26.0	11.0	34.6	27.6	0.8	
D11	35.5	18.7	29.0	15.0	1.4	0.5
D12	35.3	12.7	18.0	30.7	1.3	2.0
D13	27.6	21.6	31.7	18.6	0.5	
D14	30.9	19.1	36.0	12.3	1.3	0.4
D15	31.6	16.8	32.3	16.8	0.6	1.9
D16	31.7	17.1	35.2	15.0	0.3	0.7
D17	25.2	11.5	33.1	27.3	2.2	0.7
D19	27.2	17.9	29.5	22.0	2.3	1.2
D3-5	33.8	14.7	31.0	18.8	1.1	0.5
D6	32.2	16.9	26.3	23.1	1.3	0.3
D7	34.4	16.3	26.5	21.1	1.3	0.5
D8	32.9	14.9	27.9	22.1	1.8	0.5
D9	33.0	14.3	30.0	21.7	1.0	
G1	33.3	10.5	25.5	28.8	1.9	
G10	28.6	16.3	46.9	6.1		2.0

Q22. What is your most important reason for hunting?						
	For the sport or recreation	To be close to nature	For the meat	To be with family and friends	For a trophy	Don't know
G11	27.9	14.0	37.2	18.6	2.3	
G12	35.3	17.6	29.4	17.6		
G13	33.3	20.5	31.6	12.8	1.7	
G19	35.7	14.3	42.9		7.1	
G21	13.3	46.7	33.3	6.7		
G3	45.0	10.0	15.0	15.0	15.0	
G37	69.2		7.7	15.4	7.7	
G38	22.2	19.8	30.2	23.8	4.0	
G39			20.0	60.0	20.0	
G6	43.5	8.7	30.4	13.0		4.3
G7	8.3	16.7	66.7	8.3		
G8	36.4	9.1	27.3	18.2		9.1
GO	40.0		20.0	40.0		
J1	20.0	20.0		60.0		
J10	23.3	20.0	30.0	26.7		
J11	36.8	5.3	31.6	21.1	5.3	
J12	33.3			66.7		
J13	11.1	22.2	22.2	44.4		
J14	44.4		33.3	22.2		
J15	25.0	25.0	25.0	25.0		
J16	26.7	3.3	16.7	46.7		6.7
J17	35.7		21.4	42.9		
J18	19.0	14.3	16.7	50.0		
J19	28.6	14.3	14.3	42.9		
J20	30.0	50.0	10.0	10.0		
J21	35.0	20.0	10.0	25.0	5.0	5.0
J3	22.2	22.2	11.1	44.4		
J4	37.5		12.5	37.5		12.5
J7	25.0			75.0		
J8		50.0		50.0		
J9			100.0			
M11	22.2	44.4	33.3			
M3	47.1	17.6		11.8	17.6	5.9
M4	33.3	22.2	22.2	22.2		
M5	50.0	50.0				
M6	31.1	24.4	35.6	8.9		
M7	34.8	24.2	22.7	16.7		1.5
M8	38.5	7.7	38.5	15.4		
M9	25.0	8.3	41.7	8.3	16.7	
MA1	25.0	22.5	36.3	13.8	1.3	1.3
MA3	31.5	16.7	24.1	27.8		
OZ	60.0	20.0		20.0		
X1	31.6	12.9	33.5	20.0	1.3	0.6
X10	30.1	18.2	30.1	20.3	1.4	
X12	36.8	11.3	25.5	23.1	1.9	1.4
X2	30.7	12.5	27.3	23.9	2.3	3.4
X3A	35.2	12.0	26.1	22.5	3.5	0.7
X3B	31.8	12.3	27.9	20.8	3.2	3.9
X4	29.1	12.6	32.5	23.8	0.7	1.3
X5A	40.8	14.3	26.5	12.2	6.1	

Q22. What is your most important reason for hunting?						
	For the sport or recreation	To be close to nature	For the meat	To be with family and friends	For a trophy	Don't know
X5B	58.1	6.5	12.9	12.9	9.7	
X6A	24.1	12.0	32.3	30.1	0.8	0.8
X6B	29.5	18.7	25.2	23.7	2.9	
X7A	32.4	13.0	27.8	25.0	0.9	0.9
X7B	35.6	12.3	26.0	20.5	4.1	1.4
X8	32.1	19.8	31.1	15.1	0.9	0.9
X9A	31.6	15.6	29.8	19.6	3.6	
X9B	21.6	16.0	41.6	17.6	2.4	0.8
X9C	28.6	15.1	37.8	18.5		

Percent of the following groups who hunt primarily for the sport or recreation:



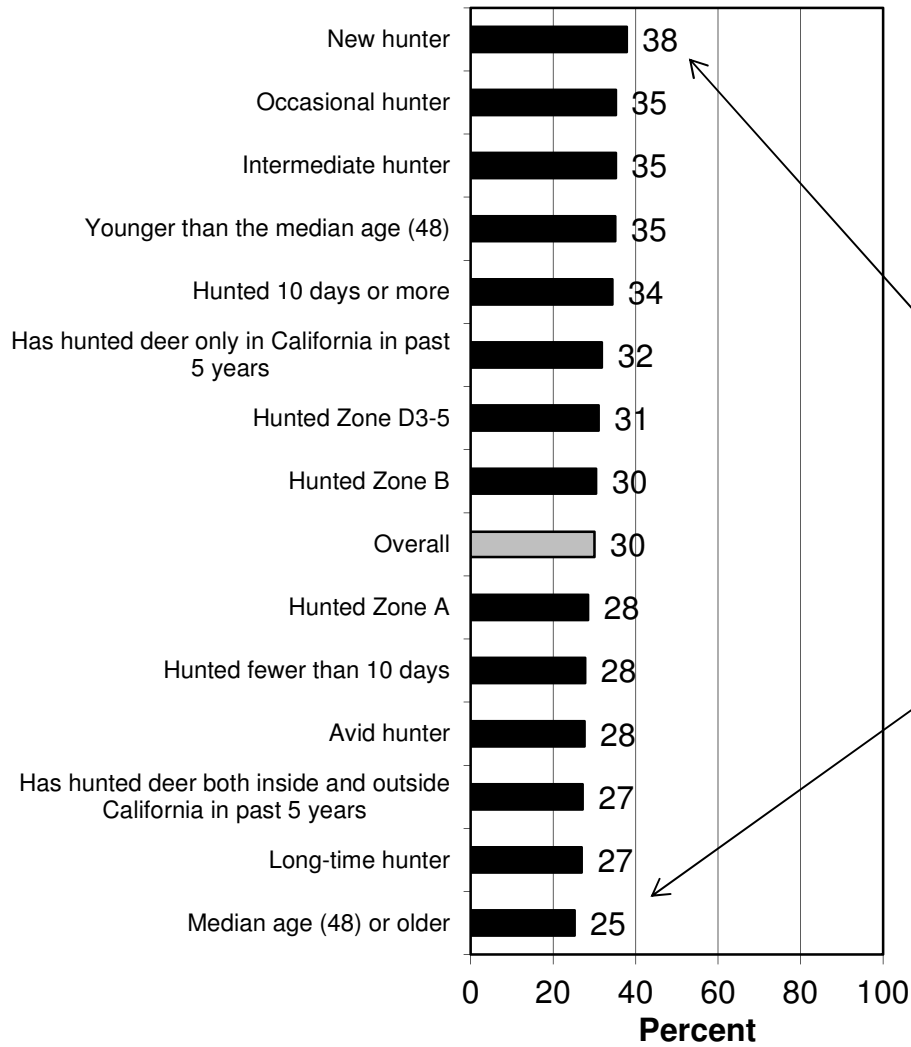
Those groups above the gray bar are more likely to choose “for the sport or recreation,” when compared to deer hunters overall (shown by the gray bar).

For instance, 38% of older hunters chose “for the sport or recreation.”

Those groups below the gray bar are less likely to choose “for the sport or recreation,” compared to deer hunters overall.

For instance, 25% of new hunters chose “for the sport or recreation.”

Percent of the following groups who hunt primarily for the meat:



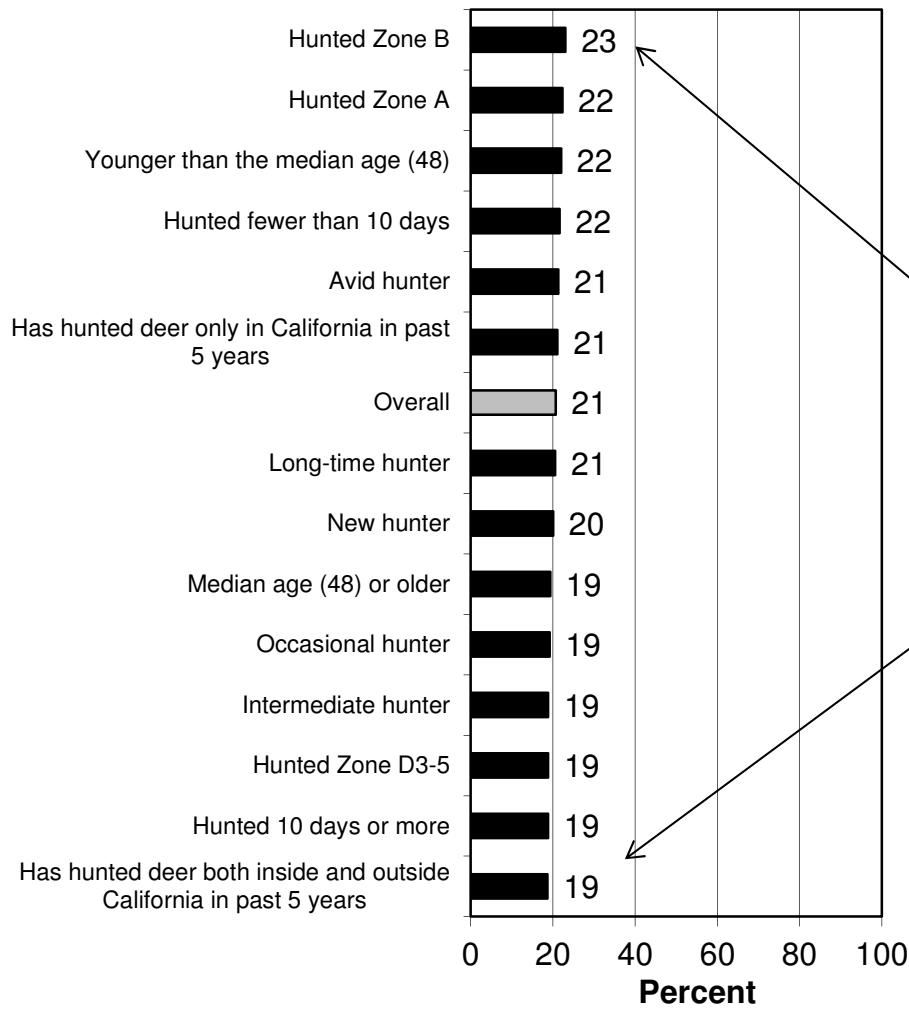
Those groups above the gray bar are more likely to choose “for the meat,” when compared to deer hunters overall (shown by the gray bar).

For instance, 38% of new hunters chose “for the meat.”

Those groups below the gray bar are less likely to choose “for the meat,” compared to deer hunters overall.

For instance, 25% of older hunters chose “for the meat.”

Percent of the following groups who hunt primarily to be with family and friends:



Those groups above the gray bar are more likely to choose “to be with family and friends,” when compared to deer hunters overall (shown by the gray bar).

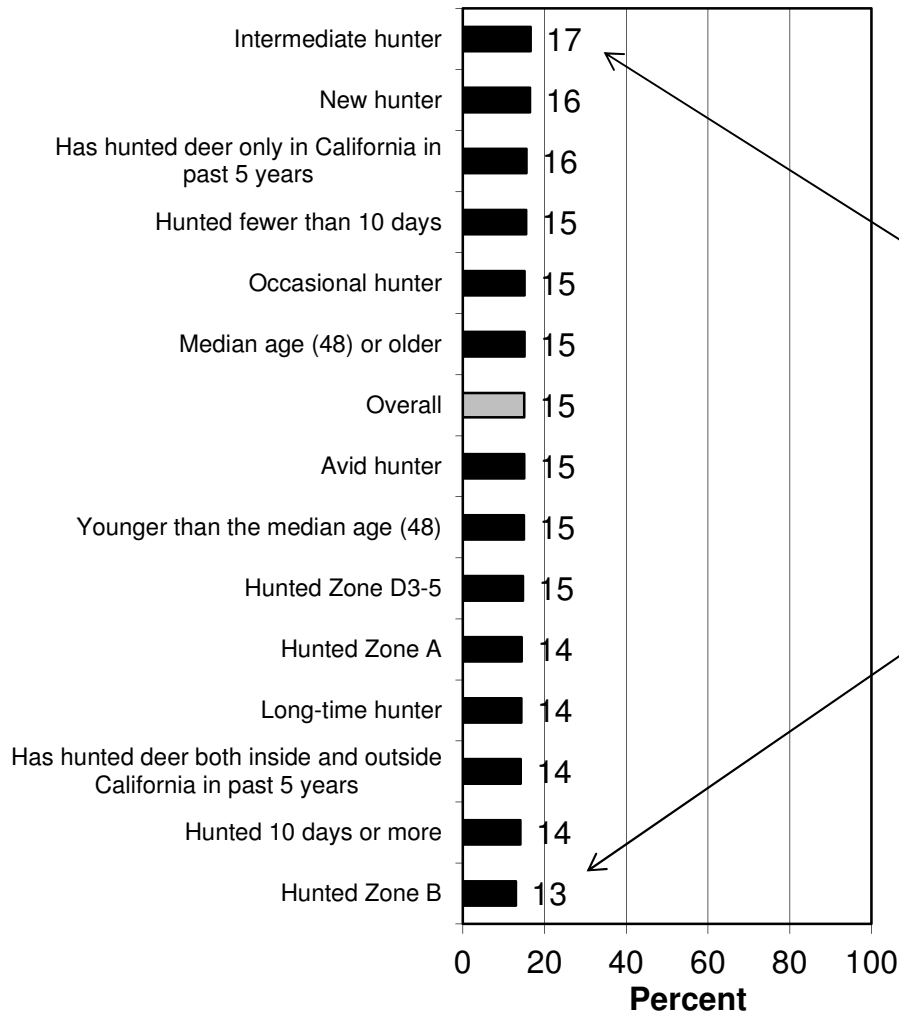
For instance, 23% of Zone B hunters chose “to be with family and friends.”

Those groups below the gray bar are less likely to choose “to be with family and friends,” compared to deer hunters overall.

For instance, 19% of those who hunted both inside and outside of California chose “to be with family and friends.”

Note that this graph shows no marked differences between subgroups; the above is merely an explanation of how to read the graph.

Percent of the following groups who hunt primarily to be close to nature:



Those groups above the gray bar are more likely to choose “to be close to nature,” when compared to deer hunters overall (shown by the gray bar).

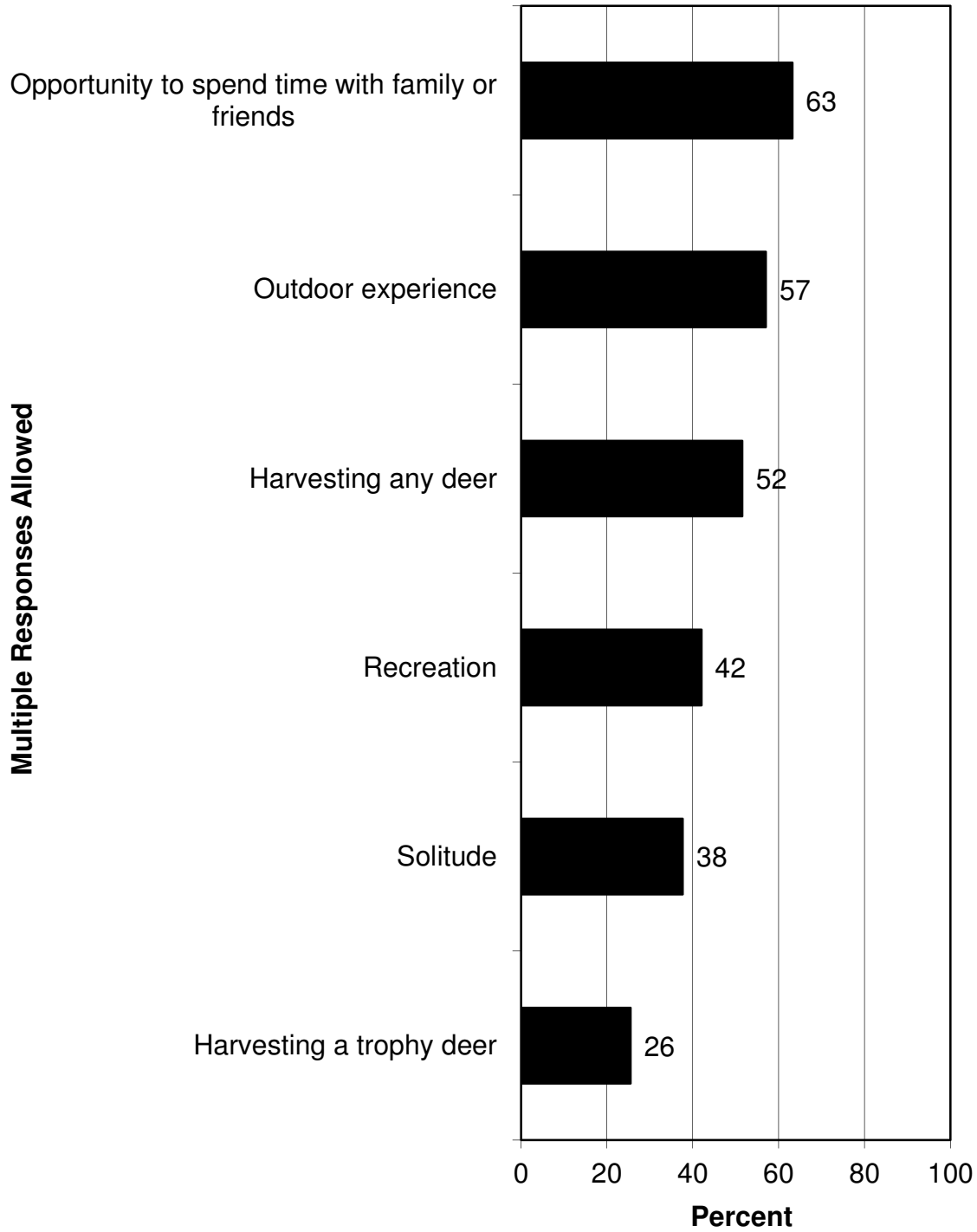
For instance, 17% of intermediate hunters (in the avidity scale) chose “to be close to nature.”

Those groups below the gray bar are less likely to choose “to be close to nature,” compared to deer hunters overall.

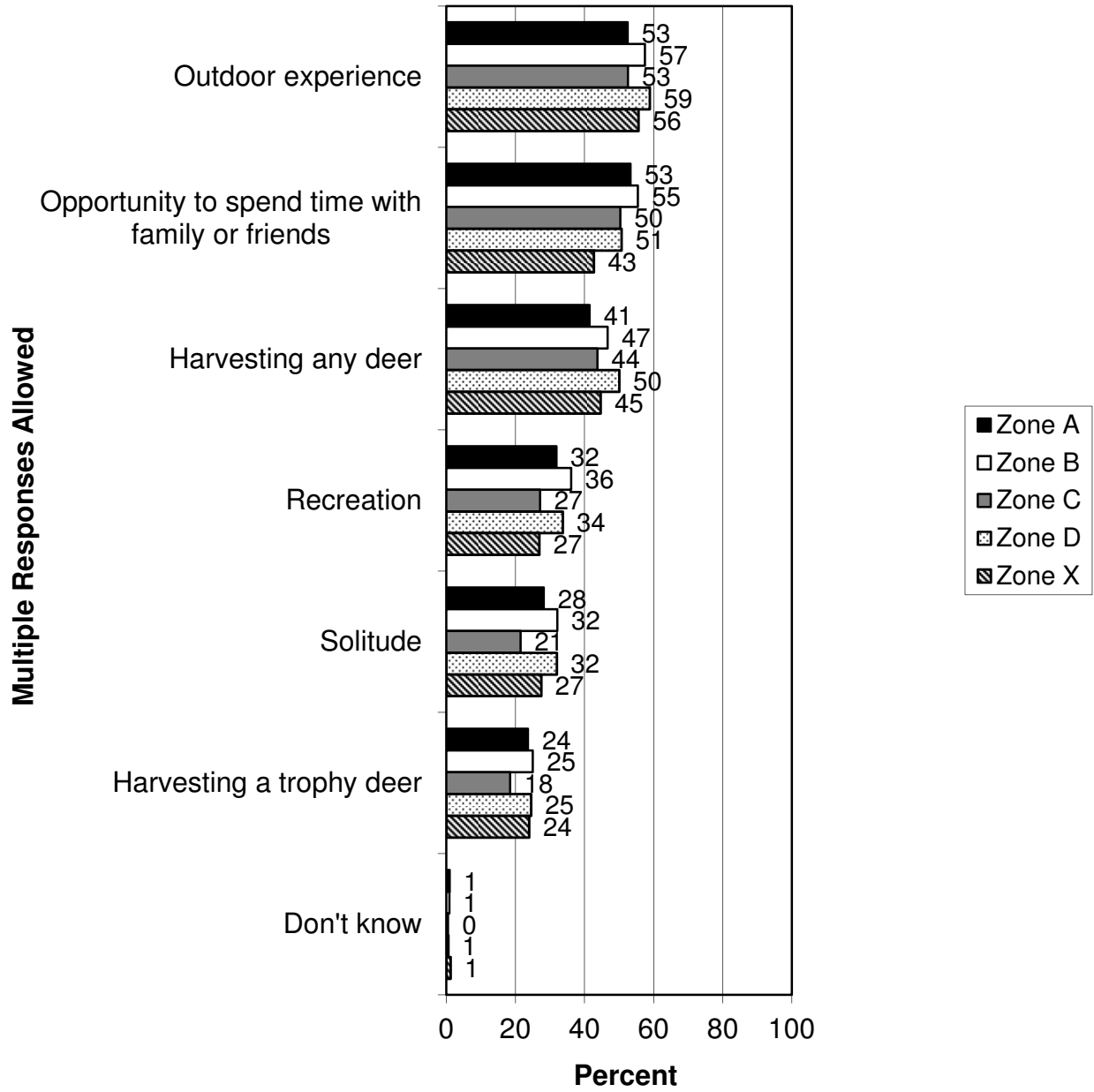
For instance, 13% of Zone B hunters chose “to be close to nature.”

Note that this graph shows no marked differences between subgroups; the above is merely an explanation of how to read the graph.

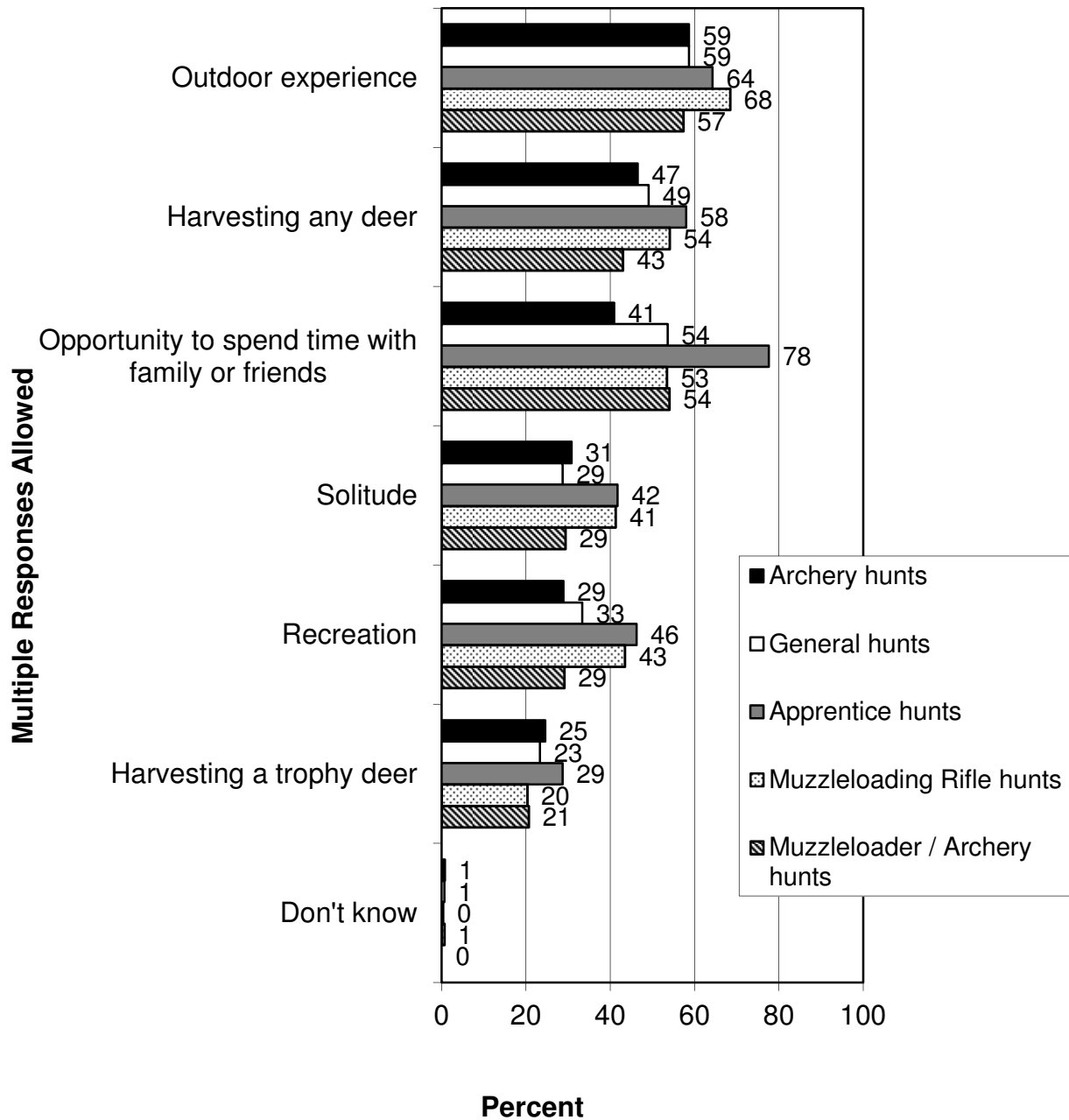
Q26. What do you look for in a quality deer hunt?



Q26. What do you look for in a quality deer hunt?



Q26. What do you look for in a quality deer hunt?

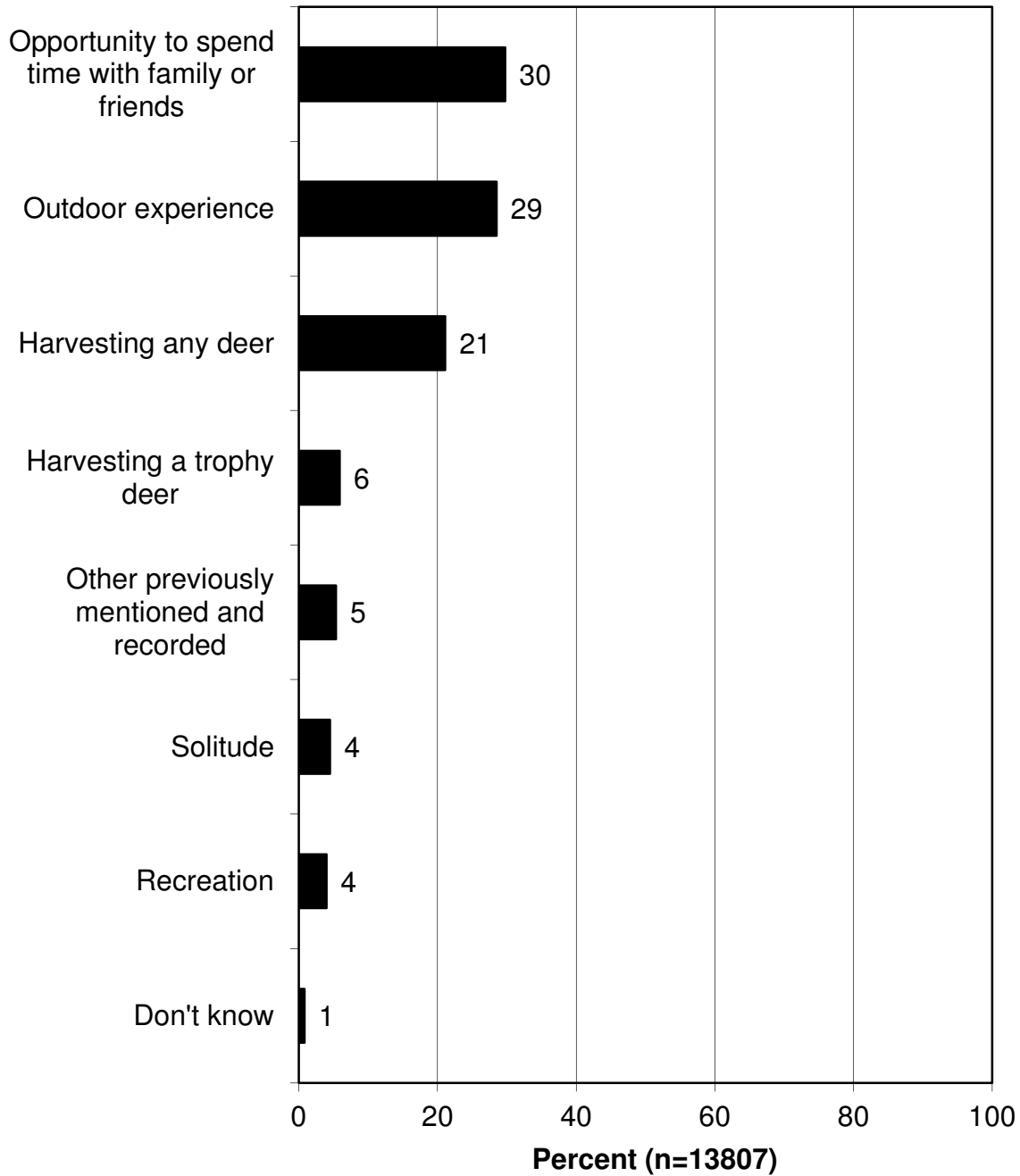


Q26. What do you look for in a quality deer hunt?							
	Opportunity to spend time with family or friends	Outdoor experience	Harvesting any deer	Recreation	Solitude	Harvesting a trophy deer	Don't know
A	53	53	41	32	28	24	1
A1	43	49	34	22	23	22	1
A11	44	48	36	12	8	24	0
A12	55	51	51	19	24	21	2
A13	36	73	44	13	18	4	0
A14	24	24	24	32	0	8	0
A15	53	60	35	30	40	35	0
A16	36	69	45	26	27	14	0
A17	42	44	48	23	21	23	0
A18	41	62	41	32	32	22	5
A19	26	48	26	16	29	35	0
A20	40	55	60	32	32	22	0
A21	40	32	52	12	20	32	0
A22	46	55	52	35	44	17	1
A24	33	47	51	29	22	31	0
A25	29	46	46	23	11	23	0
A26	43	57	7	24	30	43	0
A27	0	0	50	0	0	0	0
A3	52	53	42	24	29	28	0
A30	55	60	40	28	38	45	0
A31	45	67	62	31	35	18	1
A32	53	62	47	28	25	22	3
A33	63	71	55	41	24	24	4
A4	80	70	80	70	70	30	0
A5	43	43	33	17	17	13	0
A6	64	77	51	39	39	39	0
A7	45	55	55	37	32	35	0
A8	22	60	60	40	22	22	0
A9	40	100	40	40	60	40	0
AO	38	61	47	30	32	27	0
B	55	57	47	36	32	25	1
C	52	53	46	28	21	18	0
D10	58	50	47	37	31	30	0
D11	42	59	48	32	27	20	0
D12	66	65	43	46	34	29	2
D13	46	56	43	30	30	19	1
D14	46	57	48	27	30	22	2
D15	67	70	63	52	52	26	0
D16	44	65	50	31	31	17	0
D17	57	53	48	23	19	16	0
D19	58	66	54	44	40	30	1
D3-5	50	59	52	33	32	24	1
D6	51	59	50	34	34	23	1
D7	53	60	51	35	32	28	0
D8	54	56	48	33	34	27	0
D9	45	52	50	28	28	25	0

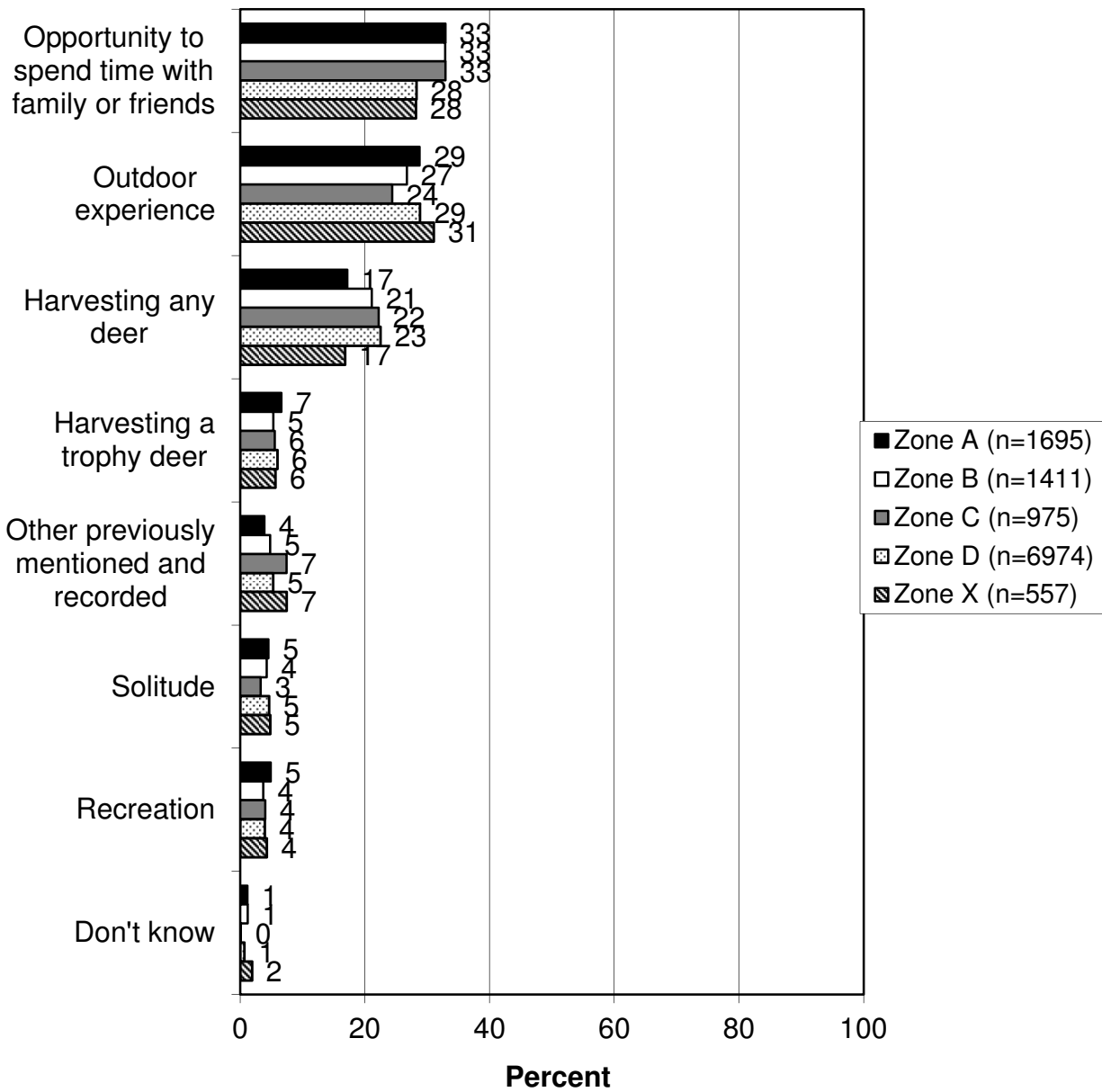
Q26. What do you look for in a quality deer hunt?							
	Opportunity to spend time with family or friends	Outdoor experience	Harvesting any deer	Recreation	Solitude	Harvesting a trophy deer	Don't know
G1	51	55	47	30	25	23	1
G10	63	75	57	53	41	23	0
G11	67	58	53	42	35	28	0
G12	53	60	70	47	30	30	0
G13	53	60	51	32	30	10	1
G19	36	72	50	36	44	36	0
G21	48	60	68	32	52	28	0
G3	29	54	20	9	26	34	9
G37	68	52	24	40	40	68	0
G38	53	62	49	30	34	28	0
G39	80	60	40	40	40	80	0
G6	52	70	48	30	26	30	0
G7	40	60	65	50	35	15	0
G8	80	80	80	65	45	20	10
GO	40	60	40	40	40	60	0
J1	61	39	78	22	22	22	0
J10	56	66	60	37	40	34	0
J11	57	47	21	15	15	21	0
J12	71	71	71	71	71	29	0
J13	68	68	33	33	10	10	0
J14	77	32	55	32	23	9	0
J15	71	100	50	50	29	50	0
J16	97	70	73	70	57	20	0
J17	100	57	35	22	22	13	0
J18	93	77	67	58	55	41	0
J19	70	42	85	42	30	30	0
J20	100	50	80	69	50	50	0
J21	76	81	65	54	70	24	5
J3	67	58	58	67	58	58	0
J4	50	9	50	27	0	0	0
J7	73	73	73	50	73	50	0
J8	100	100	0	50	50	50	0
J9	100	100	100	100	100	100	0
M11	80	90	45	55	55	45	0
M3	45	65	35	25	45	55	0
M4	40	80	70	40	40	20	0
M5	0	50	50	20	50	0	0
M6	40	58	55	43	40	11	0
M7	61	74	57	43	39	12	1
M8	60	70	55	70	45	40	0
M9	40	40	40	40	27	60	0
MA1	53	57	49	25	27	17	0
MA3	55	57	37	33	31	24	0
OZ	80	60	60	40	40	80	0
X1	47	58	46	30	26	23	0
X10	50	52	42	27	26	17	0
X12	56	54	44	37	34	36	1
X2	50	57	48	39	33	39	0

Q26. What do you look for in a quality deer hunt?							
	Opportunity to spend time with family or friends	Outdoor experience	Harvesting any deer	Recreation	Solitude	Harvesting a trophy deer	Don't know
X3A	58	62	48	44	37	37	1
X3B	60	59	56	37	29	30	1
X4	62	63	54	40	31	35	3
X5A	56	66	43	41	29	34	0
X5B	61	55	39	45	26	32	10
X6A	54	55	51	35	27	30	2
X6B	52	65	50	39	38	30	1
X7A	57	59	51	42	36	28	1
X7B	56	66	59	44	37	34	1
X8	59	63	47	38	41	27	1
X9A	56	62	50	40	30	32	0
X9B	58	61	50	34	38	31	0
X9C	48	66	39	34	36	21	1

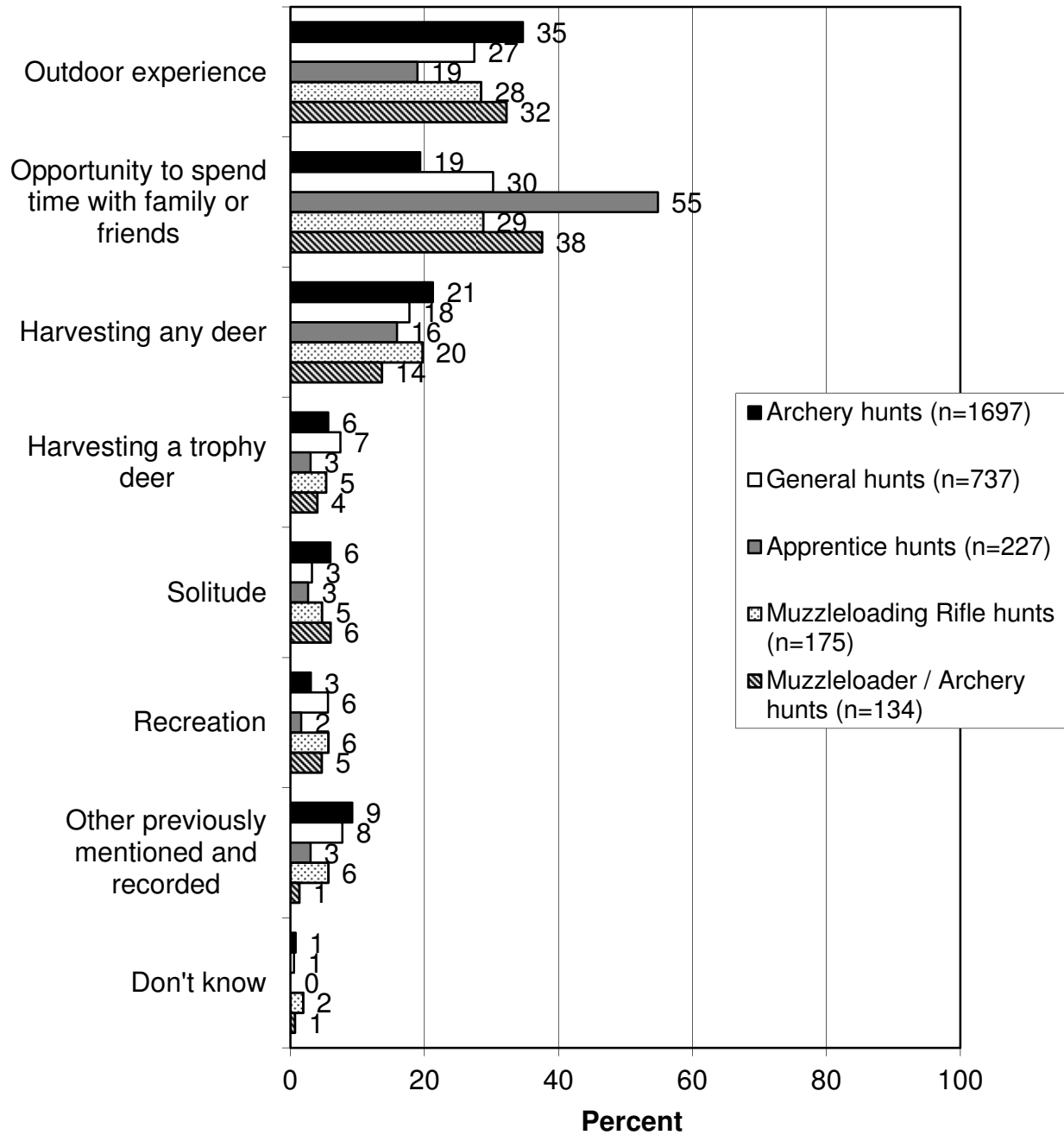
Q28. Of the list I just read, which one would you say is the most important to the quality of your deer hunting experience?



Q28. Of the list I just read, which one would you say is the most important to the quality of your deer hunting experience?



Q28. Of the list I just read, which one would you say is the most important to the quality of your deer hunting experience?



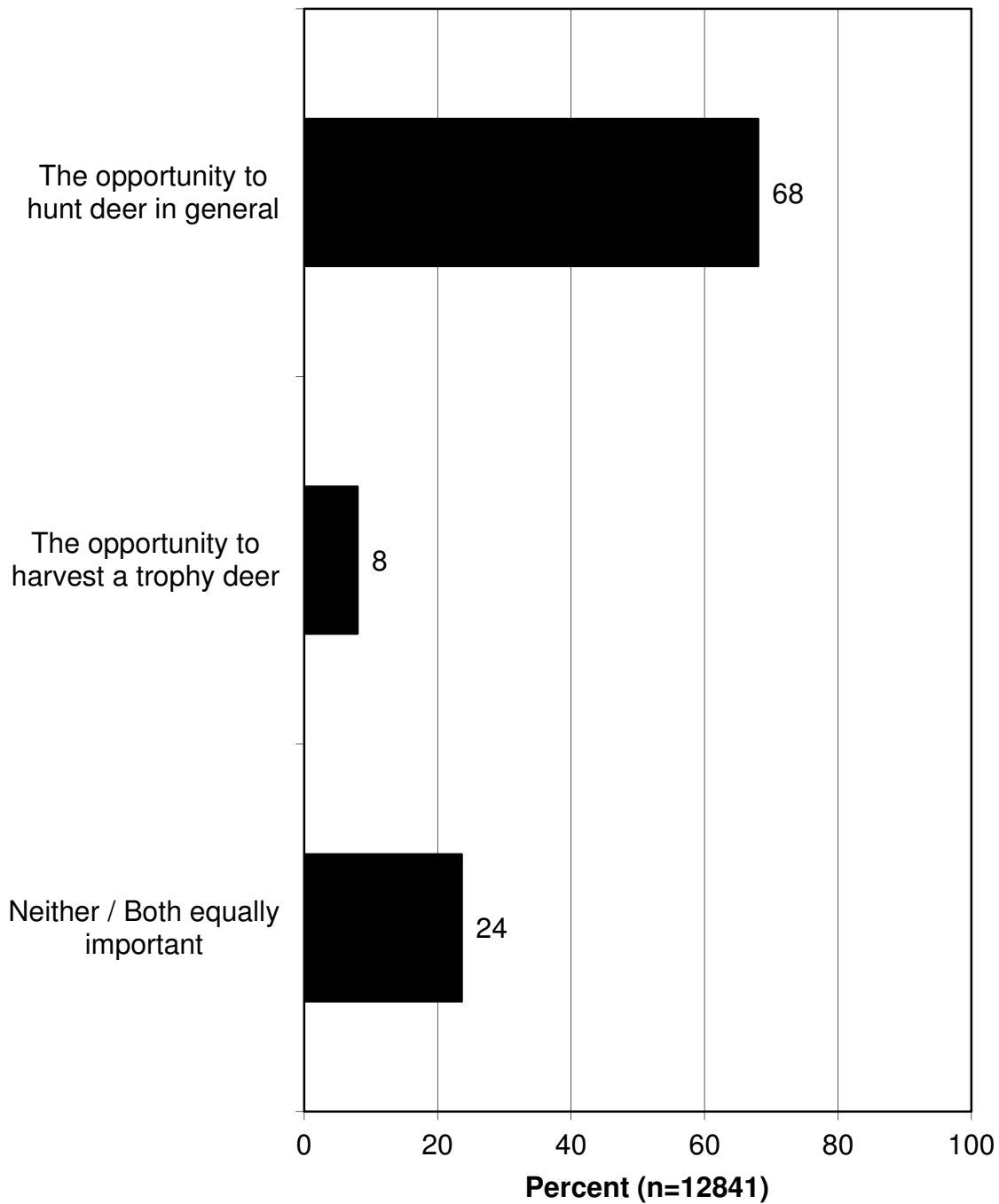
Q28. Of the list I just read, which one would you say is the most important to the quality of your deer hunting experience?								
	Outdoor experience	Solitude	Recreation	Opportunity to spend time with family or friends	Harvesting any deer	Harvesting a trophy deer	Other previously mentioned and recorded	Don't know
A	28.8	4.5	4.9	32.9	17.2	6.6	3.9	1.2
A1	29.1	7.6	5.4	23.8	15.7	8.1	10.3	
A11	36.0	4.0		24.0	20.0	16.0		
A12	27.7	4.3		29.8	17.0	6.4	14.9	
A13	54.5			18.2	22.7		4.5	
A14	23.1		30.8	23.1			15.4	7.7
A15	30.4	17.4	4.3	26.1	8.7	4.3	4.3	4.3
A16	49.3	2.7	5.5	11.0	17.8	5.5	6.8	1.4
A17	27.1	4.2	4.2	33.3	22.9	4.2	4.2	
A18	29.7	5.4	5.4	32.4	8.1	2.7	10.8	5.4
A19	48.4	6.5	3.2	16.1	3.2	16.1	6.5	
A20	30.0	5.0		20.0	30.0	5.0	10.0	
A21	20.0			26.7	26.7	20.0	6.7	
A22	35.9	11.8	2.0	16.3	24.2	3.3	4.6	2.0
A24	24.5	2.0	6.1	34.7	14.3	8.2	10.2	
A25	33.3		5.6	11.1	22.2	11.1	16.7	
A26	37.5			31.3	18.8	6.3	6.3	
A27				50.0			50.0	
A3	25.8	6.5	4.8	33.9	17.7	6.5	3.2	1.6
A30	22.7		4.5	54.5	4.5	9.1	4.5	
A31	41.2	3.0	3.0	15.2	28.5	2.4	6.1	0.6
A32	21.9	3.1		43.8	15.6	3.1	6.3	6.3
A33	33.3		8.3	33.3	8.3	8.3	8.3	
A4	33.3		33.3	33.3				
A5	34.8			34.8	13.0	13.0	4.3	
A6	17.9	5.1	2.6	53.8	7.7	5.1	7.7	
A7	17.5	3.5	3.5	22.8	33.3	7.0	8.8	3.5
A8	12.5		12.5		50.0		25.0	
A9		33.3		66.7				
AO	36.6	5.7	2.4	15.9	22.8	5.7	10.5	0.5
B	26.7	4.3	3.7	32.9	21.1	5.3	4.8	1.2
C	23.3	2.3	3.7	35.1	23.8	4.9	6.8	0.1
D10	23.6	4.7	7.9	35.4	15.0	10.2	3.1	
D11	40.2	4.7	5.1	19.2	22.4	4.2	3.3	0.9
D12	28.7	2.0	3.3	45.3	8.7	8.0	4.0	
D13	31.7	6.0	5.0	32.2	17.1	3.5	4.5	
D14	30.1	5.9	3.8	23.7	20.3	8.5	7.6	
D15	29.0	7.7	3.9	32.3	19.4	3.2	3.9	0.6
D16	33.4	7.8	4.4	22.5	23.5	4.1	3.8	0.3
D17	25.9	2.2	2.9	39.6	15.1	10.1	4.3	
D19	30.1	5.8	2.9	31.2	20.2	4.6	5.2	
D3-5	29.2	4.2	4.0	27.7	24.4	5.0	4.8	0.7
D6	30.0	3.2	2.4	30.0	21.4	5.4	7.0	0.5
D7	25.2	4.6	3.5	28.1	22.8	9.1	5.9	0.8
D8	22.5	5.2	3.2	32.2	23.0	6.8	6.5	0.7
D9	28.1	3.4	3.4	25.1	27.1	8.4	3.9	0.5

Q28. Of the list I just read, which one would you say is the most important to the quality of your deer hunting experience?

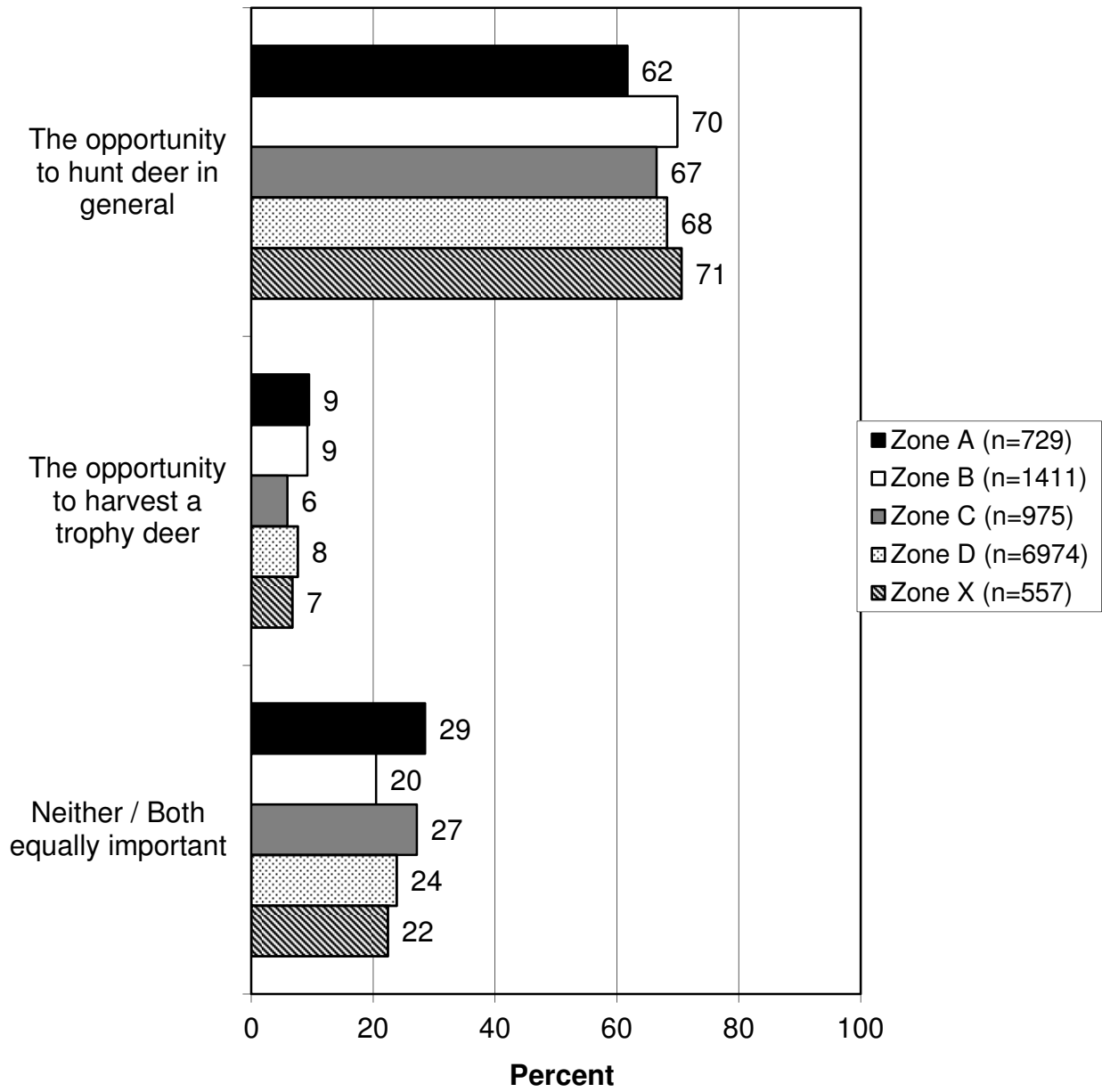
	Outdoor experience	Solitude	Recreation	Opportunity to spend time with family or friends	Harvesting any deer	Harvesting a trophy deer	Other previously mentioned and recorded	Don't know
G1	26.2	2.2	6.4	30.0	16.5	9.0	9.4	0.4
G10	26.5	4.1	6.1	38.8	18.4	2.0	4.1	
G11	23.3	2.3	4.7	27.9	25.6	4.7	9.3	2.3
G12	35.3		5.9	23.5	23.5	11.8		
G13	34.2	4.3	3.4	29.9	23.1	1.7	2.6	0.9
G19	35.7	14.3		14.3	28.6		7.1	
G21	40.0	20.0		26.7	13.3			
G3	40.0	5.0		15.0		30.0	5.0	5.0
G37	46.2			23.1	15.4	7.7	7.7	
G38	29.4	8.7	3.2	31.7	15.9	6.3	4.8	
G39			20.0	40.0		40.0		
G6	43.5			21.7	13.0	13.0	4.3	4.3
G7	16.7	8.3	16.7	8.3	50.0			
G8	27.3			27.3	36.4		9.1	
GO	40.0			40.0		20.0		
J1	20.0			40.0	40.0			
J10	16.7	10.0		40.0	23.3	6.7	3.3	
J11	36.8			31.6	15.8	15.8		
J12				66.7			33.3	
J13	44.4			55.6				
J14	22.2		11.1	55.6	11.1			
J15	50.0			25.0	25.0			
J16			3.3	66.7	26.7		3.3	
J17	21.4			64.3	14.3			
J18	16.7	4.8		69.0	4.8	4.8		
J19	14.3			57.1	28.6			
J20	20.0	10.0		60.0	10.0			
J21	30.0			65.0	5.0			
J3	11.1	11.1	11.1	44.4	11.1	11.1		
J4			12.5	25.0	25.0		37.5	
J7	25.0			25.0	50.0			
J8				100.0				
J9							100.0	
M11	33.3			55.6		11.1		
M3	23.5	11.8		29.4	11.8	11.8	5.9	5.9
M4	44.4	22.2		11.1	22.2			
M5	25.0	25.0			50.0			
M6	40.0	11.1	8.9	15.6	20.0		4.4	
M7	24.2		4.5	33.3	24.2	4.5	6.1	3.0
M8	23.1		15.4	30.8	7.7	7.7	15.4	
M9	8.3		8.3	33.3	16.7	25.0	8.3	
MA1	27.5	6.3	3.8	36.3	16.3	6.3	2.5	1.3
MA3	37.0	5.6	5.6	38.9	11.1	1.9		
OZ	20.0			40.0	20.0	20.0		
X1	25.8	5.2	5.8	31.0	17.4	5.8	9.0	
X10	25.2	5.6	5.6	26.6	27.3	4.2	4.2	1.4
X12	22.6	4.7	5.7	31.1	14.2	12.3	8.0	1.4

Q28. Of the list I just read, which one would you say is the most important to the quality of your deer hunting experience?									
	Outdoor experience	Solitude	Recreation	Opportunity to spend time with family or friends	Harvesting any deer	Harvesting a trophy deer	Other previously mentioned and recorded	Don't know	
X2	23.9	3.4	2.3	37.5	19.3	9.1	4.5		
X3A	26.1	4.9	4.9	28.2	17.6	10.6	7.0	0.7	
X3B	25.3	3.9	4.5	31.2	21.4	6.5	4.5	2.6	
X4	23.8	2.6	4.0	29.8	21.2	6.6	7.9	4.0	
X5A	30.6	4.1	6.1	30.6	14.3	10.2	4.1		
X5B	16.1		9.7	32.3	12.9	16.1	6.5	6.5	
X6A	16.5	4.5	3.0	41.4	23.3	6.8	3.0	1.5	
X6B	33.1	4.3	3.6	28.8	14.4	7.9	7.2	0.7	
X7A	20.4	6.5	5.6	28.7	21.3	9.3	7.4	0.9	
X7B	26.0	5.5	6.8	30.1	16.4	9.6	5.5		
X8	29.2	8.5	3.8	26.4	18.9	8.5	4.7		
X9A	31.1	1.3	2.7	31.6	19.1	7.6	5.8	0.9	
X9B	27.2	5.6	6.4	25.6	22.4	10.4	2.4		
X9C	33.6	6.7	5.0	30.3	15.1	2.5	5.9	0.8	

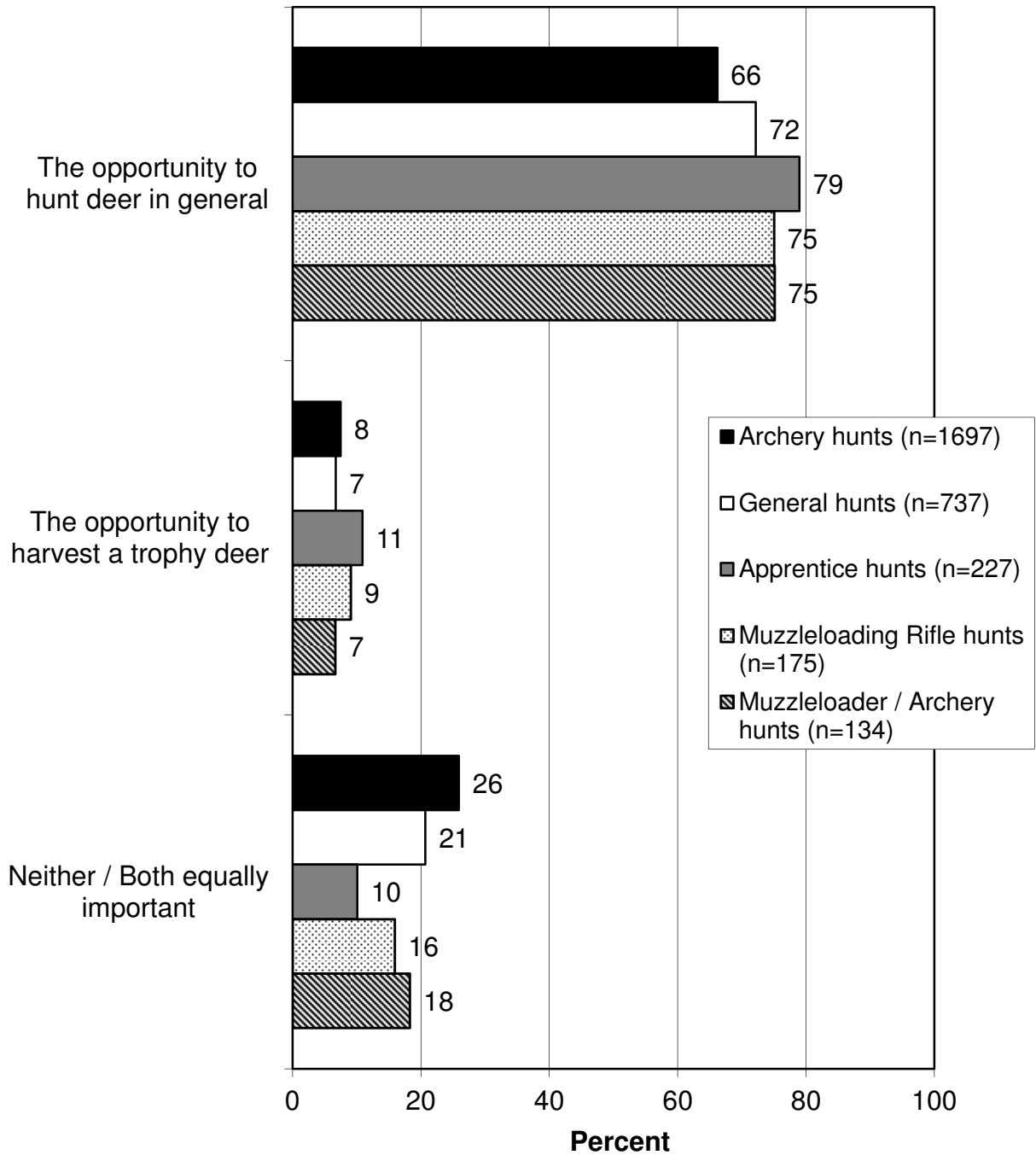
Q30/31. Which of the following is more important to you personally? Would you say...?



Q30/31. Which of the following is more important to you personally? Would you say...?



Q30/31. Which of the following is more important to you personally? Would you say...?

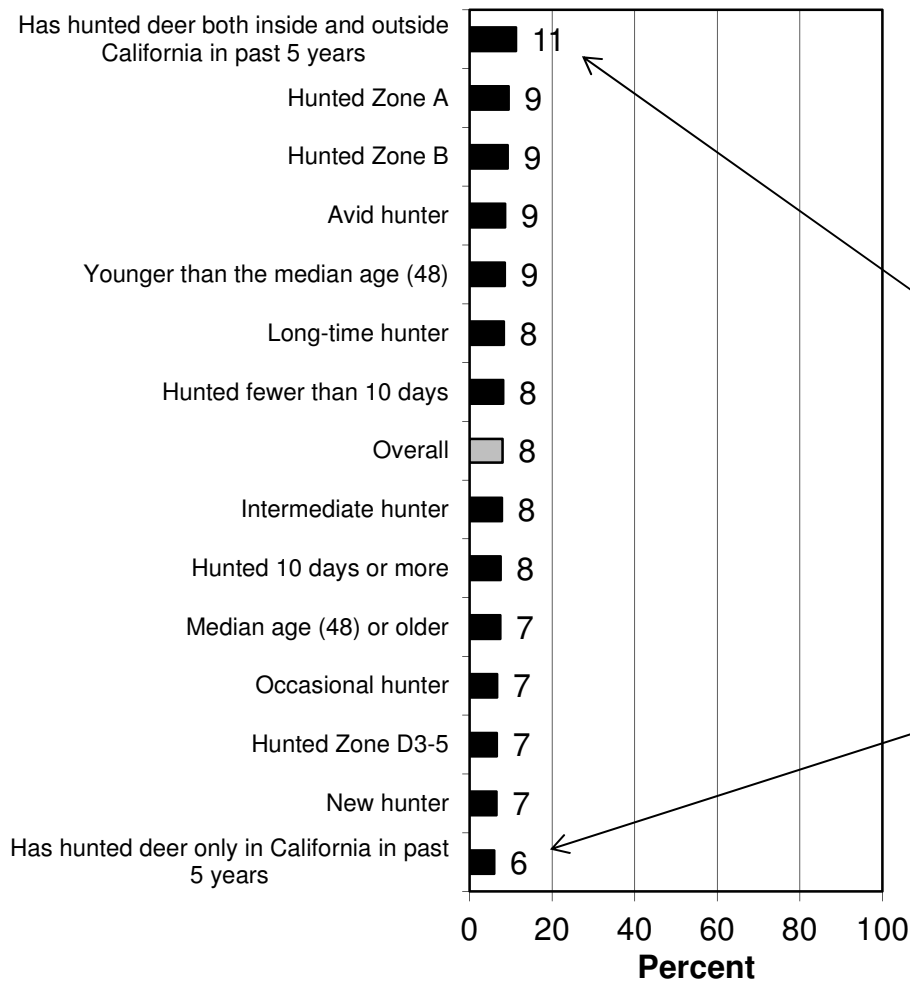


Q30/31. Which of the following is more important to you personally? Would you say...?				
	The opportunity to hunt deer in general	The opportunity to harvest a trophy deer	Neither / Both equally important	Don't know
A	61.7	9.5	28.5	0.3
A1	58.7	6.3	34.1	0.9
A11	56.0	8.0	32.0	4.0
A12	63.8	6.4	29.8	
A13	90.9	9.1		
A14	69.2		30.8	
A15	73.9	8.7	13.0	4.3
A16	76.7	11.0	12.3	
A17	72.9	4.2	22.9	
A18	73.0	5.4	21.6	
A19	61.3	9.7	29.0	
A20	65.0	7.5	27.5	
A21	80.0		20.0	
A22	79.1	3.9	16.3	0.7
A24	55.1	8.2	34.7	2.0
A25	72.2	5.6	16.7	5.6
A26	43.8	12.5	43.8	
A27	100.0			
A3	71.0	8.1	21.0	
A30	63.6	9.1	22.7	4.5
A31	77.0	4.8	18.2	
A32	78.1	3.1	18.8	
A33	79.2		16.7	4.2
A4	83.3		16.7	
A5	73.9	8.7	17.4	
A6	51.3	7.7	41.0	
A7	75.4	7.0	17.5	
A8	50.0	12.5	37.5	
A9	100.0			
AO	63.7	9.0	27.1	0.2
B	70.0	9.2	20.5	0.4
C	68.4	5.9	25.5	0.3
D10	78.7	6.3	15.0	
D11	66.4	9.8	23.4	0.5
D12	72.7	10.7	16.0	0.7
D13	75.4	6.0	18.6	
D14	68.2	6.8	24.6	0.4
D15	78.1	10.3	11.6	
D16	68.3	5.5	26.3	
D17	68.3	9.4	22.3	
D19	68.2	4.6	26.6	0.6
D3-5	70.8	6.6	22.2	0.4
D6	62.5	8.8	28.2	0.5
D7	62.7	8.1	29.0	0.2
D8	63.7	8.6	27.7	
D9	69.0	11.8	18.7	0.5
G1	68.5	7.5	23.6	0.4
G10	89.8	2.0	8.2	
G11	83.7	4.7	11.6	

Q30/31. Which of the following is more important to you personally? Would you say...?				
	The opportunity to hunt deer in general	The opportunity to harvest a trophy deer	Neither / Both equally important	Don't know
G12	94.1		5.9	
G13	79.5	3.4	17.1	
G19	50.0	14.3	35.7	
G21	66.7		33.3	
G3	45.0	30.0	20.0	5.0
G37	38.5	23.1	38.5	
G38	73.0	6.3	20.6	
G39	40.0	40.0		20.0
G6	56.5	8.7	30.4	4.3
G7	91.7	8.3		
G8	81.8		9.1	9.1
GO	40.0	40.0	20.0	
J1	60.0	40.0		
J10	73.3	3.3	23.3	
J11	84.2	15.8		
J12	66.7	33.3		
J13	88.9	11.1		
J14	100.0			
J15	75.0	25.0		
J16	86.7	10.0	3.3	
J17	92.9		7.1	
J18	73.8	9.5	16.7	
J19	71.4	14.3	14.3	
J20	80.0		20.0	
J21	85.0	15.0		
J3	66.7	33.3		
J4	62.5		37.5	
J7	75.0	25.0		
J8	50.0		50.0	
J9	100.0			
M11	44.4	44.4	11.1	
M3	70.6	23.5	5.9	
M4	55.6	11.1	33.3	
M5	75.0		25.0	
M6	80.0	2.2	17.8	
M7	83.3	3.0	13.6	
M8	61.5	23.1	15.4	
M9	41.7	25.0	33.3	
MA1	80.0	7.5	12.5	
MA3	70.4	5.6	24.1	
OZ	60.0	20.0	20.0	
X1	72.9	7.1	19.4	0.6
X10	73.4	5.6	20.3	0.7
X12	59.4	9.9	30.7	
X2	58.0	23.9	18.2	
X3A	57.7	7.7	34.5	
X3B	71.4	9.7	18.8	
X4	66.9	9.3	23.2	0.7
X5A	69.4	12.2	18.4	
X5B	51.6	29.0	19.4	
X6A	62.4	6.8	30.1	0.8

Q30/31. Which of the following is more important to you personally? Would you say...?				
	The opportunity to hunt deer in general	The opportunity to harvest a trophy deer	Neither / Both equally important	Don't know
X6B	66.9	9.4	23.0	0.7
X7A	64.8	11.1	24.1	
X7B	72.6	9.6	17.8	
X8	70.8	5.7	23.6	
X9A	63.1	8.4	28.4	
X9B	72.8	9.6	17.6	
X9C	77.3	6.7	16.0	

Percent of the following groups who care more about having opportunity to harvest a trophy than being able to hunt deer in general:



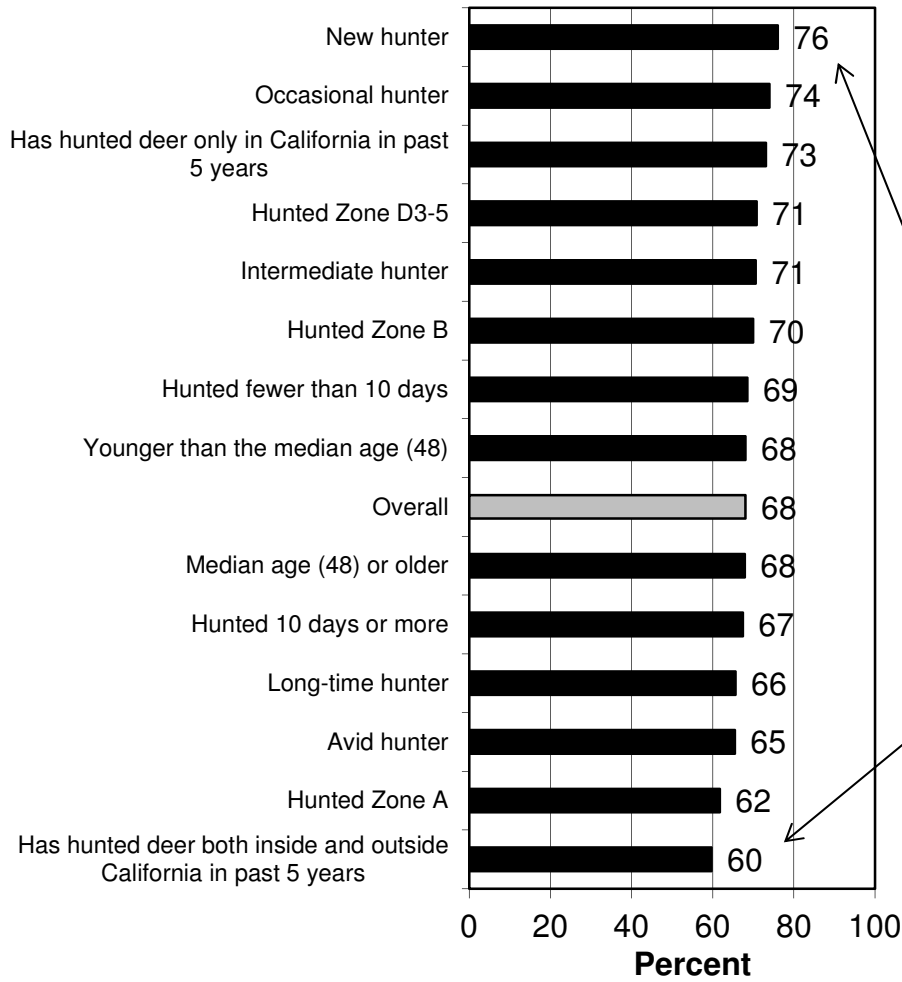
Those groups above the gray bar are more likely to choose the opportunity to harvest a trophy, when compared to deer hunters overall (shown by the gray bar).

For instance, 11% of those who hunted both inside and outside of California chose the trophy response (meaning that 89% of them did not select the trophy response on the survey).

Those groups below the gray bar are less likely to choose the trophy response, compared to deer hunters overall.

For instance, 6% of those who hunted only in California chose the trophy response.

Percent of the following groups who care more about being able to hunt deer in general than harvesting a trophy:



Those groups above the gray bar are more likely to choose being able to hunt deer in general, when compared to deer hunters overall (shown by the gray bar).

For instance, 76% of new hunters chose the being able to hunt deer response.

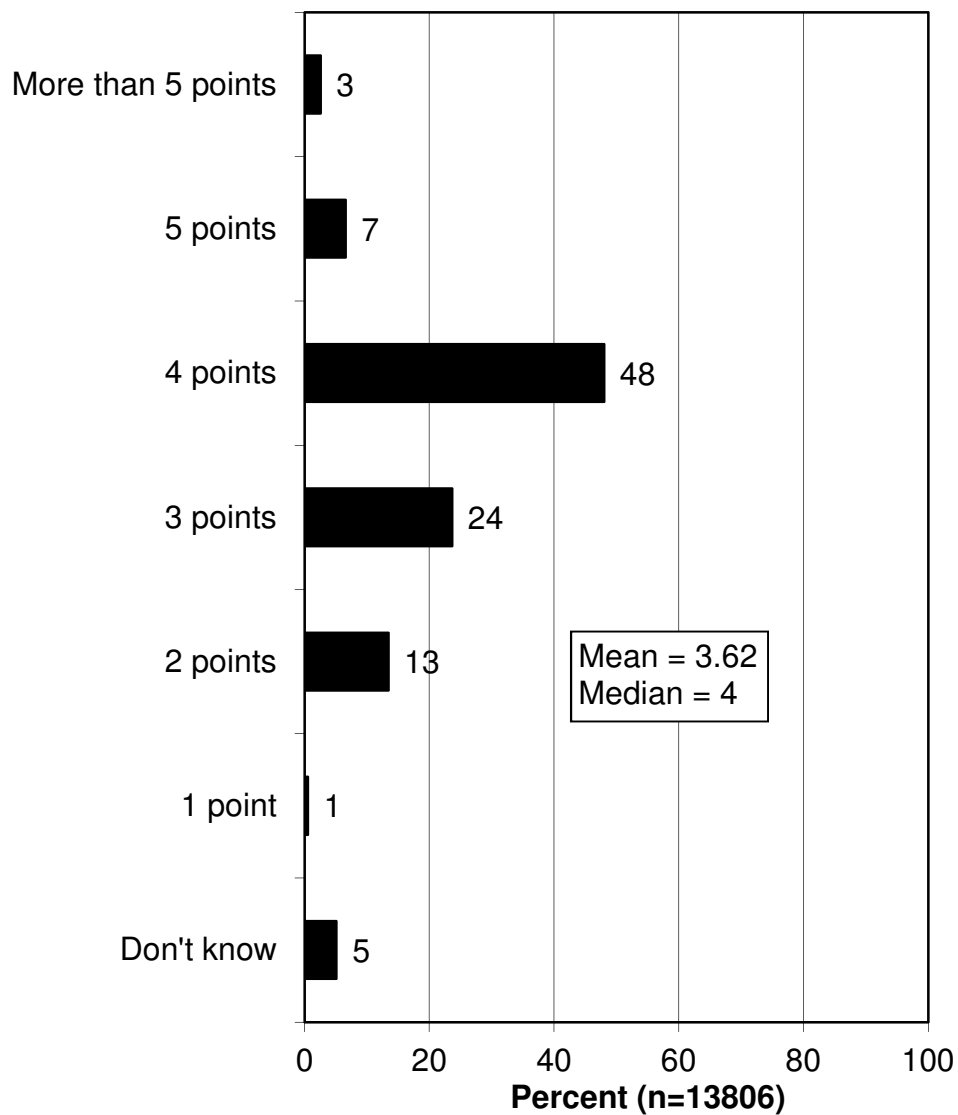
Those groups below the gray bar are less likely to choose the being able to hunt deer response, compared to deer hunters overall.

For instance, 60% of those who hunted both inside and outside of California chose the being able to hunt deer in general response.

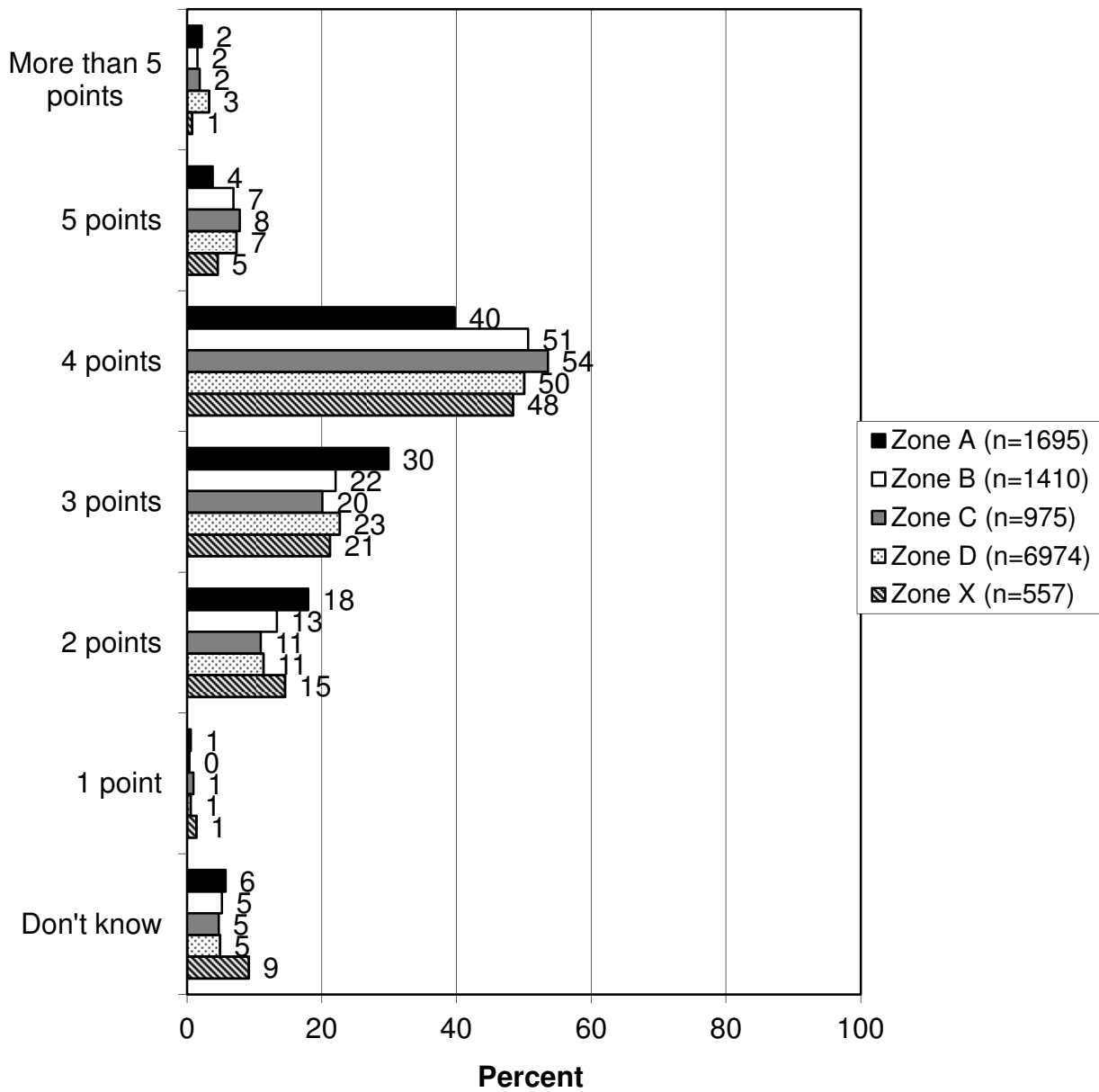
OPINIONS ON CHARACTERISTICS OF A QUALITY DEER

- A question asked about the minimum number of antler points on one side that a buck needs to have to be considered a trophy deer. The most common response is 4 points (48% chose this), with a smaller percentage choosing 3 points (24%).

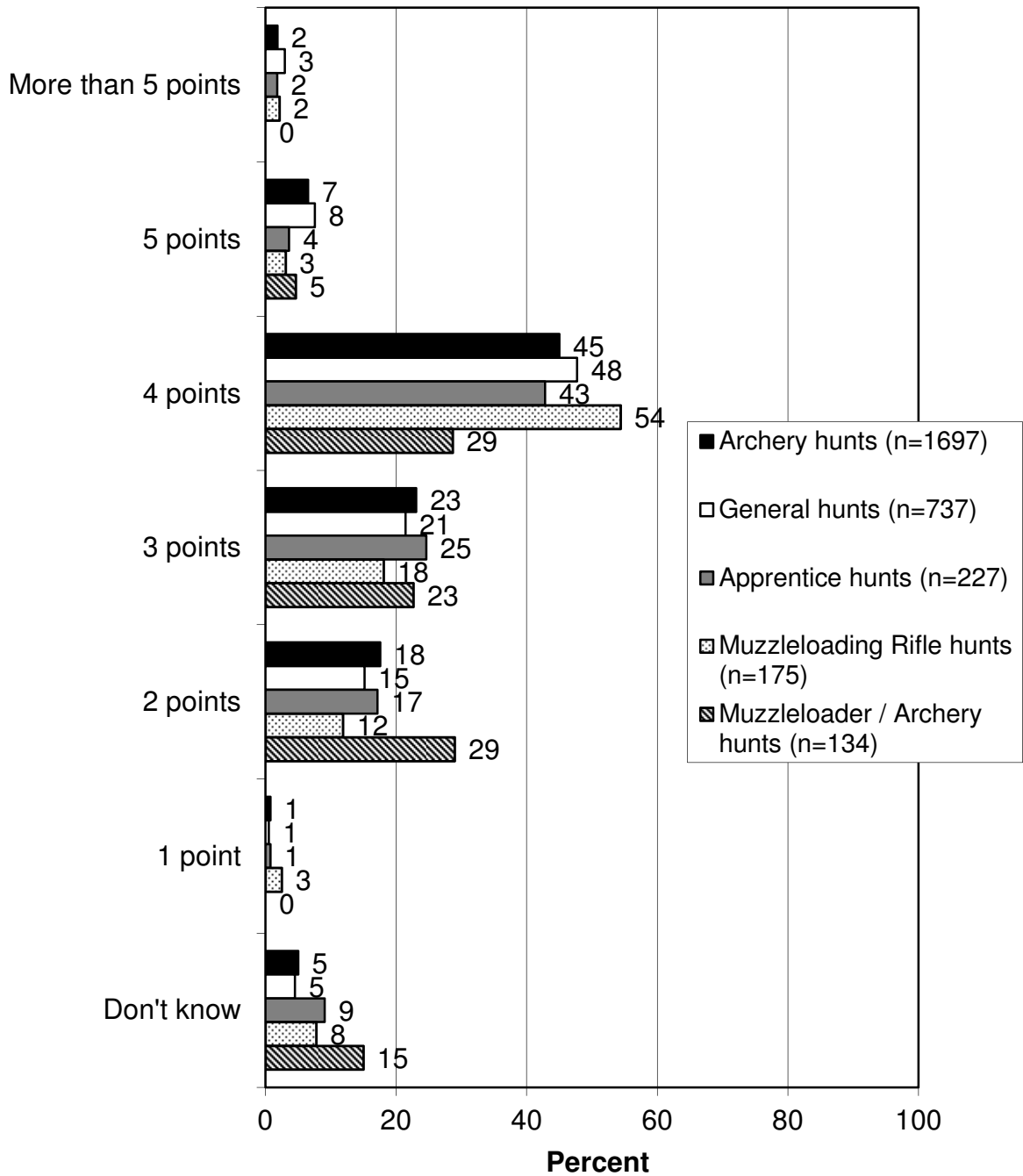
Q33. What is the minimum number of antler points on one side that a buck must have for you to consider it a trophy?



Q33. What is the minimum number of antler points on one side that a buck must have for you to consider it a trophy?



Q33. What is the minimum number of antler points on one side that a buck must have for you to consider it a trophy?



Q33. What is the minimum number of antler points on one side that a buck must have for you to consider it a trophy?							
	More than 5 points	5 points	4 points	3 points	2 points	1 point	Don't know
A	2.2	3.8	39.8	29.9	18.0	0.6	5.7
A1	0.9	4.9	52.9	22.4	13.5	0.4	4.9
A11		4.0	48.0	32.0	12.0		4.0
A12		10.6	46.8	12.8	14.9		14.9
A13		9.1	50.0	22.7	9.1		9.1
A14	7.7	7.7	53.8	30.8			
A15		4.3	52.2	30.4	8.7		4.3
A16	1.4	4.1	57.5	19.2	9.6	2.7	5.5
A17		2.1	41.7	33.3	14.6	2.1	6.3
A18		2.7	54.1	10.8	16.2	2.7	13.5
A19	6.5	12.9	35.5	25.8	9.7		9.7
A20		2.5	60.0	15.0	20.0		2.5
A21			66.7	13.3			20.0
A22	1.3	6.5	37.9	27.5	18.3	2.6	5.9
A24		4.1	32.7	24.5	26.5		12.2
A25		5.6	22.2	44.4	22.2		5.6
A26		6.3	68.8	18.8			6.3
A27	50.0		50.0				
A3	1.6	3.2	35.5	25.8	21.0	1.6	11.3
A30			36.4	36.4	9.1	4.5	13.6
A31	3.0	3.6	39.4	27.3	16.4	1.2	9.1
A32	6.3		59.4	18.8	9.4		6.3
A33	8.3	12.5	29.2	25.0	16.7	4.2	4.2
A4		33.3	33.3		33.3		
A5			52.2	13.0	21.7		13.0
A6			51.3	17.9	15.4		15.4
A7		8.8	47.4	19.3	14.0		10.5
A8			62.5	37.5			
A9			100.0				
AO	2.1	8.1	43.7	22.6	19.7	0.5	3.3
B	1.6	6.9	50.6	22.1	13.3	0.4	5.2
C	2.1	8.5	53.7	19.5	10.4	1.1	4.7
D10	3.9	3.9	50.4	24.4	11.0		6.3
D11	8.9	6.5	51.4	21.5	8.4	0.9	2.3
D12	4.7	16.7	44.7	16.7	12.7	0.7	4.0
D13	5.5	7.0	39.2	30.7	13.6		4.0
D14	2.5	7.2	54.7	21.6	9.3		4.7
D15	7.1	8.4	46.5	18.1	11.6	0.6	7.7
D16	1.7	6.5	45.7	28.3	14.0		3.8
D17	5.0	7.2	50.4	20.9	11.5	0.7	4.3
D19	4.0	9.8	39.3	26.6	13.9		6.4
D3-5	3.0	7.1	51.1	21.6	11.4	0.6	5.4
D6	1.9	9.1	50.7	19.0	13.1	0.5	5.6
D7	3.2	7.5	51.4	25.0	9.3	0.6	3.0
D8	2.5	6.5	50.5	22.5	11.9		6.1
D9	4.4	7.9	45.3	25.6	13.3	1.5	2.0
G1	1.9	7.9	53.2	20.6	14.2	0.4	1.9
G10	10.2	8.2	26.5	20.4	16.3		18.4

Q33. What is the minimum number of antler points on one side that a buck must have for you to consider it a trophy?							
	More than 5 points	5 points	4 points	3 points	2 points	1 point	Don't know
G11	4.7		25.6	27.9	34.9	2.3	4.7
G12	11.8	5.9	35.3	29.4	11.8		5.9
G13	3.4	10.3	41.9	23.9	14.5	0.9	5.1
G19		14.3	57.1	21.4	7.1		
G21		6.7	33.3	13.3	33.3		13.3
G3			60.0	30.0	10.0		
G37		7.7	61.5	23.1	7.7		
G38	2.4	7.9	54.0	17.5	9.5	0.8	7.9
G39			20.0	40.0	40.0		
G6		4.3	30.4	43.5	8.7		13.0
G7	8.3	16.7	41.7	16.7	8.3	8.3	
G8		18.2	27.3	27.3			27.3
GO			80.0	20.0			
J1			40.0	60.0			
J10	3.3		36.7	26.7	16.7		16.7
J11	5.3	5.3	26.3	26.3	21.1		15.8
J12			100.0				
J13	11.1	11.1	33.3	22.2	22.2		
J14			22.2	22.2	33.3		22.2
J15			50.0	25.0	25.0		
J16		10.0	56.7	16.7	13.3		3.3
J17		7.1	42.9	7.1	28.6		14.3
J18			50.0	28.6	14.3		7.1
J19			71.4	28.6			
J20		10.0	40.0	50.0			
J21		5.0	30.0	30.0	10.0		25.0
J3			55.6	11.1	11.1	11.1	11.1
J4			12.5		50.0	25.0	12.5
J7			50.0	50.0			
J8			50.0		50.0		
J9					100.0		
M11			55.6	22.2	11.1		11.1
M3	5.9		58.8	17.6	11.8		5.9
M4		11.1	22.2	33.3	11.1		22.2
M5			50.0	50.0			
M6	4.4	8.9	48.9	17.8	8.9	4.4	6.7
M7	1.5		59.1	15.2	13.6	3.0	7.6
M8		7.7	38.5	30.8	15.4		7.7
M9			75.0	8.3	8.3		8.3
MA1		3.8	31.3	25.0	25.0		15.0
MA3		5.6	25.9	20.4	33.3		14.8
OZ			40.0	60.0			
X1	1.3	9.0	51.0	21.9	10.3	0.6	5.8
X10	2.1	7.7	50.3	25.2	9.8	0.7	4.2
X12	0.5	5.2	51.9	22.2	13.2	0.5	6.6
X2	2.3	1.1	56.8	23.9	5.7	1.1	9.1
X3A	0.7	9.2	57.7	17.6	7.0	0.7	7.0
X3B	1.9	5.8	48.1	27.9	11.0		5.2
X4	2.6	9.3	52.3	19.9	7.3	0.7	7.9
X5A		8.2	53.1	12.2	16.3	2.0	8.2

Q33. What is the minimum number of antler points on one side that a buck must have for you to consider it a trophy?							
	More than 5 points	5 points	4 points	3 points	2 points	1 point	Don't know
X5B		6.5	45.2	35.5	6.5		6.5
X6A		5.3	50.4	25.6	9.8	2.3	6.8
X6B	3.6	11.5	49.6	19.4	7.2	0.7	7.9
X7A	0.9	3.7	62.0	20.4	7.4	0.9	4.6
X7B	1.4	6.8	58.9	16.4	11.0		5.5
X8	1.9	6.6	47.2	26.4	15.1	0.9	1.9
X9A	0.9	4.4	49.8	23.6	13.8	2.2	5.3
X9B	0.8	6.4	51.2	19.2	17.6		4.8
X9C		10.9	53.8	15.1	10.1	0.8	9.2

OPINIONS ON THE DEER HUNTING SEASON STRUCTURE AND REGULATIONS

- Hunters are slightly more satisfied than dissatisfied with the current deer season structure in their zone or hunt: 49% are satisfied, compared to 39% being dissatisfied (the rest answer neutrally).
 - All those who did *not* respond with *very* satisfied were asked in an open-ended question why they are not more satisfied. The top reasons given include that the season opens too early/that the weather is too hot when it opens, that the season is not long enough, or that the season closes too early.

- Five aspects of the deer hunters' zones or hunts were examined by the survey: its boundaries, its hunting regulations, its season length, its dates, and the number of tags issued overall for that zone/hunt. For each, deer hunters were asked about their satisfaction or dissatisfaction.
 - The boundaries and the regulations have the highest ratings of satisfaction (70% and 69%, respectively, being satisfied). On the other hand, the season dates aspect is the most troublesome, with less than a majority being satisfied (44%).
 - All five aspects are shown together on the graphs. Four graphs are shown: the percentage of hunters being *very* satisfied with each aspect, the percentage being *very* or *somewhat* satisfied, the percentage being *very* dissatisfied, and the percentage being *very* or *somewhat* dissatisfied.

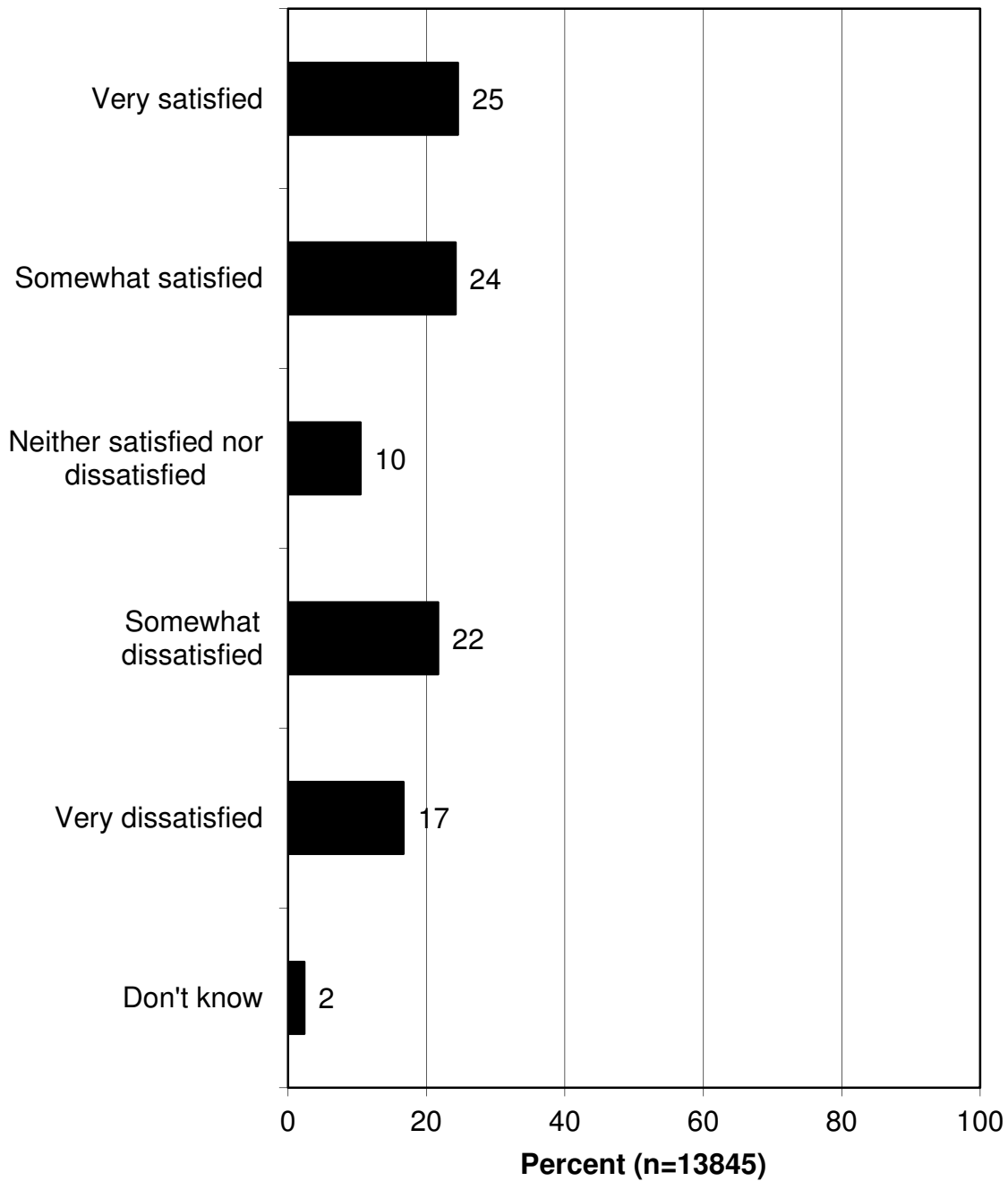
- Deer hunters are slightly more satisfied than dissatisfied with the Big Game Drawing system for premium deer hunt tags in California: 42% are satisfied with it, while 27% are dissatisfied.

- There is much more support for than opposition to merging some deer zones so that there are larger but fewer zones: 56% support, compared to 21% opposing.
 - An analysis that compares hunters overall to various subgroups of hunters found that new hunters and occasional hunters are more likely to support merging the zones, compared to hunters overall.

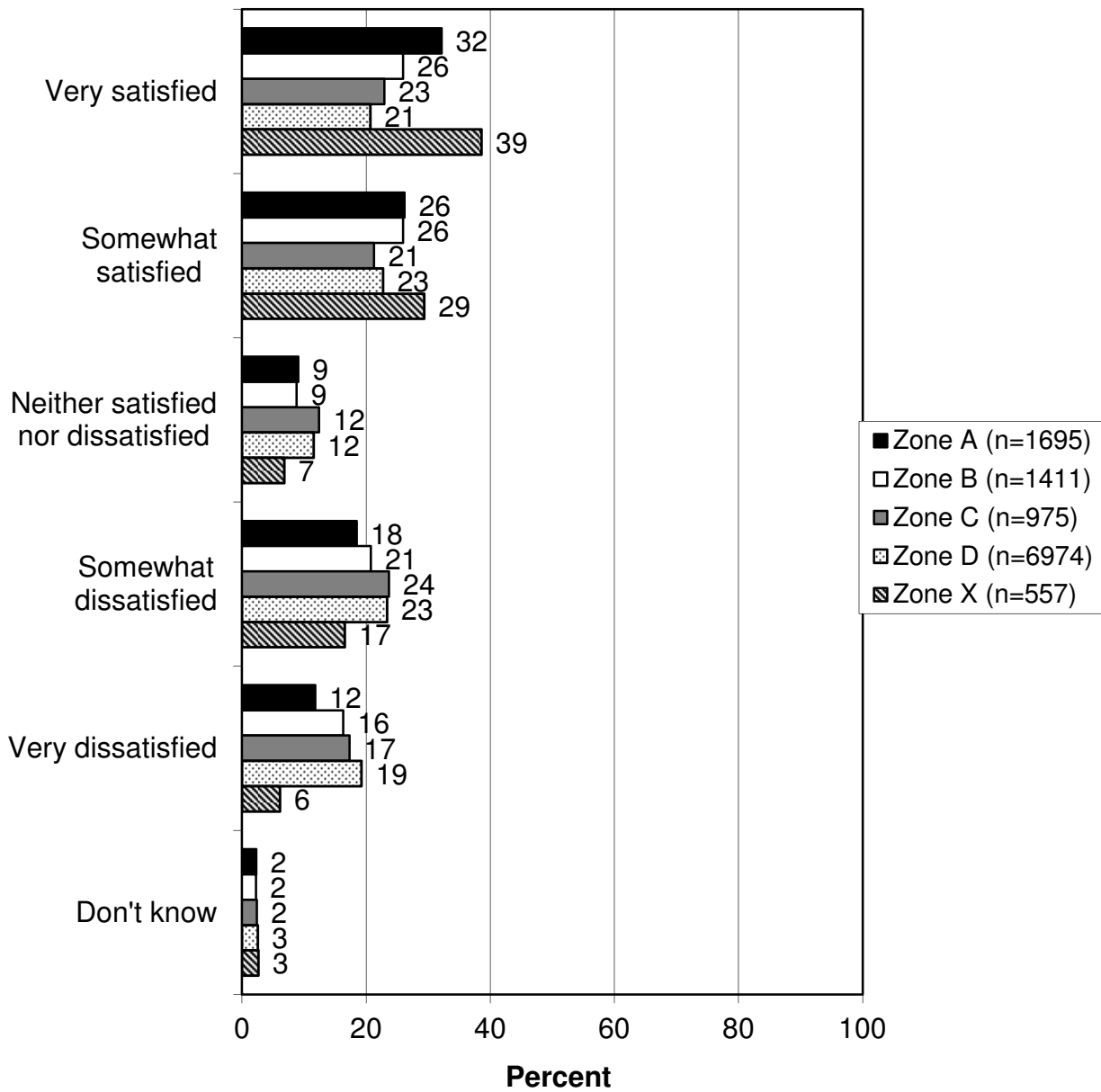
- The potential deer management strategy of harvesting fewer bucks but more does is supported by a majority of deer hunters: 56% support. Nonetheless, 29% oppose.
 - An analysis comparing hunters overall to various subgroups of hunters found that those whose avidity is described as intermediate, young hunters, and new hunters are more likely to support harvesting fewer bucks but more does, when compared to hunters overall.

- A related question about a controlled doe hunt as a deer management option finds much support for this option: 76% support a controlled doe hunt, while only 16% oppose.
 - Those who did not *strongly* support a controlled doe hunt (i.e., those who moderately supported, those who opposed, and those who were neutral or did not know) were asked two additional questions about support for/opposition to a controlled doe hunt with caveats added to the question. The order of the two questions was randomized to eliminate order bias.
 - One caveat said that “the deer population data indicated that a controlled doe hunt was an appropriate management option.” With this caveat, some respondents move up in support, and total support stands at 86%, while total opposition is at 10%.
 - The other caveat said that “a controlled doe hunt would improve the quality of your future buck harvest.” Again, some respondents move up in support, and total support stands at 86%, while total opposition is at 10% (this is not a typo; these are the same percentages as in the question above).

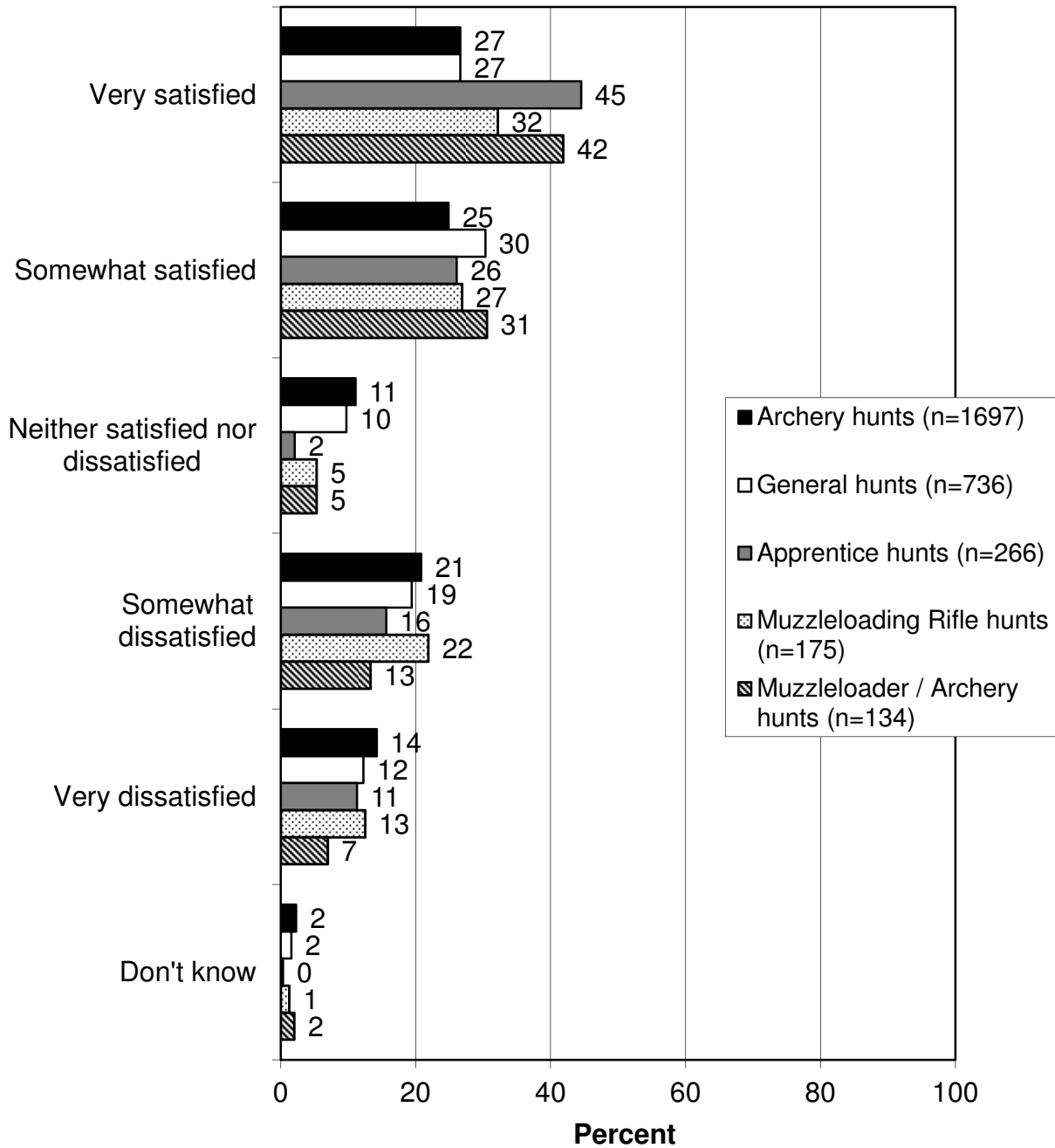
Q88. In general, how satisfied or dissatisfied are you with the current deer season structure [for/in] [Hunt / Zone] [DEER TAG CODE]?



Q88. In general, how satisfied or dissatisfied are you with the current deer season structure [for/in] [Hunt / Zone] [DEER TAG CODE]?



Q88. In general, how satisfied or dissatisfied are you with the current deer season structure [for/in] [Hunt / Zone] [DEER TAG CODE]?



Q88. In general, how satisfied or dissatisfied are you with the current deer season structure [for/in] [Hunt / Zone] [DEER TAG CODE]?						
	Very satisfied	Somewhat satisfied	Neither satisfied nor dissatisfied	Somewhat dissatisfied	Very dissatisfied	Don't know
A	32.2	26.2	9.1	18.5	11.8	2.3
A1	23.8	27.4	10.3	22.0	13.0	3.6
A11	40.0	24.0	8.0	20.0	4.0	4.0
A12	48.9	23.4	4.3	17.0	2.1	4.3
A13	54.5	22.7	18.2		4.5	
A14	30.8	53.8	7.7	7.7		
A15	43.5	21.7	4.3	21.7	8.7	
A16	46.6	23.3	11.0	15.1	1.4	2.7
A17	37.5	25.0	10.4	16.7	8.3	2.1
A18	35.1	45.9	2.7	13.5	2.7	
A19	29.0	19.4	3.2	32.3	9.7	6.5
A20	35.0	27.5	2.5	20.0	10.0	5.0
A21	13.3		13.3	33.3	40.0	
A22	43.8	24.8	7.8	15.7	5.9	2.0
A24	59.2	18.4	8.2	2.0	10.2	2.0
A25	27.8	16.7	5.6	33.3	16.7	
A26	81.3	12.5		6.3		
A27	50.0				50.0	
A3	40.3	16.1	9.7	17.7	12.9	3.2
A30	13.6	31.8	4.5	27.3	18.2	4.5
A31	49.1	23.6	7.3	10.9	6.1	3.0
A32	21.9	18.8	12.5	21.9	15.6	9.4
A33	62.5	12.5	8.3	8.3	8.3	
A4	33.3		16.7	16.7		33.3
A5	34.8	30.4	4.3	21.7	8.7	
A6	38.5	30.8	7.7	12.8	5.1	5.1
A7	40.4	31.6	3.5	14.0	7.0	3.5
A8	12.5	37.5	25.0	25.0		
A9	33.3	33.3			33.3	
AO	18.8	24.0	13.3	23.8	18.5	1.7
B	25.9	25.9	8.8	20.8	16.3	2.3
C	22.7	19.8	12.9	24.1	18.4	2.1
D10	31.5	12.6	6.3	27.6	19.7	2.4
D11	29.9	21.5	13.1	17.3	15.4	2.8
D12	38.0	36.7	4.0	10.7	8.0	2.7
D13	31.2	18.6	10.6	17.1	16.1	6.5
D14	17.8	21.6	14.4	26.7	17.4	2.1
D15	27.7	29.0	3.9	18.1	14.2	7.1
D16	25.3	24.6	19.1	21.2	8.2	1.7
D17	41.0	18.7	8.6	17.3	10.8	3.6
D19	30.1	23.7	5.8	22.5	13.9	4.0
D3-5	18.4	23.4	11.6	24.2	20.2	2.2
D6	14.2	18.8	15.3	29.2	19.6	2.9
D7	16.6	20.4	10.0	23.4	28.1	1.4
D8	15.8	20.5	11.5	27.5	22.7	2.0
D9	13.8	27.1	9.4	24.1	21.7	3.9
G1	22.1	33.0	11.2	20.6	12.0	1.1

Q88. In general, how satisfied or dissatisfied are you with the current deer season structure [for/in] [Hunt / Zone] [DEER TAG CODE]?						
	Very satisfied	Somewhat satisfied	Neither satisfied nor dissatisfied	Somewhat dissatisfied	Very dissatisfied	Don't know
G10	44.9	18.4	4.1	14.3	18.4	
G11	23.3	30.2	7.0	16.3	20.9	2.3
G12	47.1	17.6	11.8	11.8		11.8
G13	28.2	33.3	10.3	16.2	5.1	6.8
G19	71.4	21.4				7.1
G21	53.3	26.7	6.7	6.7	6.7	
G3	65.0	10.0	5.0	15.0	5.0	
G37	7.7	23.1	7.7	53.8	7.7	
G38	30.4	27.2	8.0	21.6	11.2	1.6
G39	20.0	40.0		40.0		
G6	26.1	21.7	13.0	26.1	13.0	
G7	75.0	16.7			8.3	
G8	45.5	18.2		27.3	9.1	
GO		60.0		40.0		
J1	42.9	14.3		14.3	28.6	
J10	61.1	13.9		13.9	11.1	
J11	27.3	40.9		13.6	18.2	
J12	100.0					
J13	66.7			22.2	11.1	
J14	41.7	16.7		25.0	8.3	8.3
J15	16.7	16.7	16.7		50.0	
J16	28.1	53.1	3.1	9.4	6.3	
J17	13.3	26.7		40.0	20.0	
J18	44.2	23.3	7.0	14.0	11.6	
J19	33.3	33.3	11.1	22.2		
J20	38.5	23.1		23.1	15.4	
J21	70.4	18.5		3.7	7.4	
J3	45.5	27.3		18.2	9.1	
J4	45.5	18.2		18.2	18.2	
J7	50.0	50.0				
J8		50.0		50.0		
J9	33.3	66.7				
M11	22.2	66.7		11.1		
M3	58.8	29.4	5.9	5.9		
M4	33.3	44.4		11.1	11.1	
M5	25.0	25.0		25.0	25.0	
M6	20.0	24.4	8.9	26.7	20.0	
M7	31.8	22.7	4.5	25.8	13.6	1.5
M8	30.8	30.8	7.7	15.4	7.7	7.7
M9	83.3	8.3		8.3		
MA1	41.3	30.0	5.0	10.0	10.0	3.8
MA3	42.6	31.5	5.6	16.7	3.7	
OZ	60.0	20.0		20.0		
X1	22.6	29.7	7.7	21.9	13.5	4.5
X10	35.7	21.0	7.0	20.3	10.5	5.6
X12	32.1	25.0	9.4	20.8	10.8	1.9
X2	29.5	34.1	5.7	18.2	9.1	3.4
X3A	29.6	33.1	7.0	17.6	12.0	0.7
X3B	29.9	35.1	11.7	13.0	9.1	1.3

Q88. In general, how satisfied or dissatisfied are you with the current deer season structure [for/in] [Hunt / Zone] [DEER TAG CODE]?						
	Very satisfied	Somewhat satisfied	Neither satisfied nor dissatisfied	Somewhat dissatisfied	Very dissatisfied	Don't know
X4	27.8	21.9	4.6	21.9	19.9	4.0
X5A	32.7	38.8	2.0	14.3	8.2	4.1
X5B	29.0	19.4	9.7	29.0	12.9	
X6A	27.8	31.6	10.5	16.5	12.0	1.5
X6B	34.5	26.6	4.3	17.3	14.4	2.9
X7A	18.5	31.5	11.1	23.1	13.9	1.9
X7B	24.7	23.3	9.6	31.5	11.0	
X8	22.6	29.2	10.4	14.2	17.0	6.6
X9A	32.9	26.7	11.6	20.9	5.8	2.2
X9B	28.0	28.8	8.8	21.6	11.2	1.6
X9C	49.6	23.5	5.0	12.6	6.7	2.5

The tabulation for the question about the current deer season structure is also shown sorted by very satisfied.

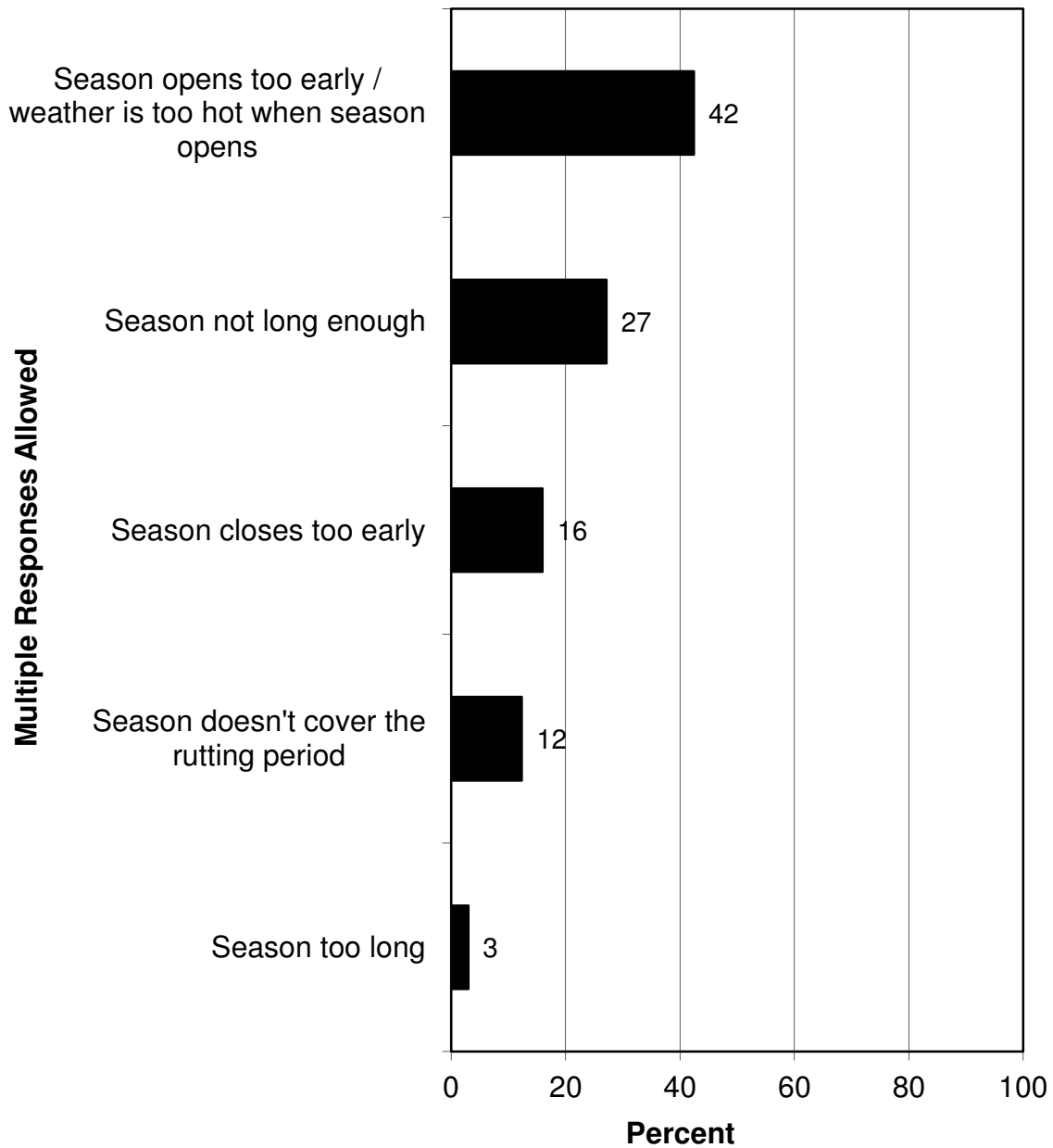
Q88. In general, how satisfied or dissatisfied are you with the current deer season structure [for/in] [Hunt / Zone] [DEER TAG CODE]?						
	Very satisfied	Somewhat satisfied	Neither satisfied nor dissatisfied	Somewhat dissatisfied	Very dissatisfied	Don't know
J12	100.0					
M9	83.3	8.3		8.3		
A26	81.3	12.5		6.3		
G7	75.0	16.7			8.3	
G19	71.4	21.4				7.1
J21	70.4	18.5		3.7	7.4	
J13	66.7			22.2	11.1	
G3	65.0	10.0	5.0	15.0	5.0	
A33	62.5	12.5	8.3	8.3	8.3	
J10	61.1	13.9		13.9	11.1	
OZ	60.0	20.0		20.0		
A24	59.2	18.4	8.2	2.0	10.2	2.0
M3	58.8	29.4	5.9	5.9		
A13	54.5	22.7	18.2		4.5	
G21	53.3	26.7	6.7	6.7	6.7	
A27	50.0				50.0	
J7	50.0	50.0				
X9C	49.6	23.5	5.0	12.6	6.7	2.5
A31	49.1	23.6	7.3	10.9	6.1	3.0
A12	48.9	23.4	4.3	17.0	2.1	4.3
G12	47.1	17.6	11.8	11.8		11.8
A16	46.6	23.3	11.0	15.1	1.4	2.7
G8	45.5	18.2		27.3	9.1	
J3	45.5	27.3		18.2	9.1	
J4	45.5	18.2		18.2	18.2	
G10	44.9	18.4	4.1	14.3	18.4	
J18	44.2	23.3	7.0	14.0	11.6	
A22	43.8	24.8	7.8	15.7	5.9	2.0
A15	43.5	21.7	4.3	21.7	8.7	
J1	42.9	14.3		14.3	28.6	
MA3	42.6	31.5	5.6	16.7	3.7	
J14	41.7	16.7		25.0	8.3	8.3
MA1	41.3	30.0	5.0	10.0	10.0	3.8
D17	41.0	18.7	8.6	17.3	10.8	3.6
A7	40.4	31.6	3.5	14.0	7.0	3.5
A3	40.3	16.1	9.7	17.7	12.9	3.2
A11	40.0	24.0	8.0	20.0	4.0	4.0
A6	38.5	30.8	7.7	12.8	5.1	5.1
J20	38.5	23.1		23.1	15.4	
D12	38.0	36.7	4.0	10.7	8.0	2.7
A17	37.5	25.0	10.4	16.7	8.3	2.1
X10	35.7	21.0	7.0	20.3	10.5	5.6
A18	35.1	45.9	2.7	13.5	2.7	
A20	35.0	27.5	2.5	20.0	10.0	5.0
A5	34.8	30.4	4.3	21.7	8.7	

Q88. In general, how satisfied or dissatisfied are you with the current deer season structure [for/in] [Hunt / Zone] [DEER TAG CODE]?						
	Very satisfied	Somewhat satisfied	Neither satisfied nor dissatisfied	Somewhat dissatisfied	Very dissatisfied	Don't know
X6B	34.5	26.6	4.3	17.3	14.4	2.9
A4	33.3		16.7	16.7		33.3
A9	33.3	33.3			33.3	
J19	33.3	33.3	11.1	22.2		
J9	33.3	66.7				
M4	33.3	44.4		11.1	11.1	
X9A	32.9	26.7	11.6	20.9	5.8	2.2
X5A	32.7	38.8	2.0	14.3	8.2	4.1
A	32.2	26.2	9.1	18.5	11.8	2.3
X12	32.1	25.0	9.4	20.8	10.8	1.9
M7	31.8	22.7	4.5	25.8	13.6	1.5
D10	31.5	12.6	6.3	27.6	19.7	2.4
D13	31.2	18.6	10.6	17.1	16.1	6.5
A14	30.8	53.8	7.7	7.7		
M8	30.8	30.8	7.7	15.4	7.7	7.7
G38	30.4	27.2	8.0	21.6	11.2	1.6
D19	30.1	23.7	5.8	22.5	13.9	4.0
D11	29.9	21.5	13.1	17.3	15.4	2.8
X3B	29.9	35.1	11.7	13.0	9.1	1.3
X3A	29.6	33.1	7.0	17.6	12.0	0.7
X2	29.5	34.1	5.7	18.2	9.1	3.4
A19	29.0	19.4	3.2	32.3	9.7	6.5
X5B	29.0	19.4	9.7	29.0	12.9	
G13	28.2	33.3	10.3	16.2	5.1	6.8
J16	28.1	53.1	3.1	9.4	6.3	
X9B	28.0	28.8	8.8	21.6	11.2	1.6
A25	27.8	16.7	5.6	33.3	16.7	
X4	27.8	21.9	4.6	21.9	19.9	4.0
X6A	27.8	31.6	10.5	16.5	12.0	1.5
D15	27.7	29.0	3.9	18.1	14.2	7.1
J11	27.3	40.9		13.6	18.2	
G6	26.1	21.7	13.0	26.1	13.0	
B	25.9	25.9	8.8	20.8	16.3	2.3
D16	25.3	24.6	19.1	21.2	8.2	1.7
M5	25.0	25.0		25.0	25.0	
X7B	24.7	23.3	9.6	31.5	11.0	
A1	23.8	27.4	10.3	22.0	13.0	3.6
G11	23.3	30.2	7.0	16.3	20.9	2.3
C	22.7	19.8	12.9	24.1	18.4	2.1
X1	22.6	29.7	7.7	21.9	13.5	4.5
X8	22.6	29.2	10.4	14.2	17.0	6.6
M11	22.2	66.7		11.1		
G1	22.1	33.0	11.2	20.6	12.0	1.1
A32	21.9	18.8	12.5	21.9	15.6	9.4
G39	20.0	40.0		40.0		
M6	20.0	24.4	8.9	26.7	20.0	
AO	18.8	24.0	13.3	23.8	18.5	1.7
X7A	18.5	31.5	11.1	23.1	13.9	1.9
D3-5	18.4	23.4	11.6	24.2	20.2	2.2

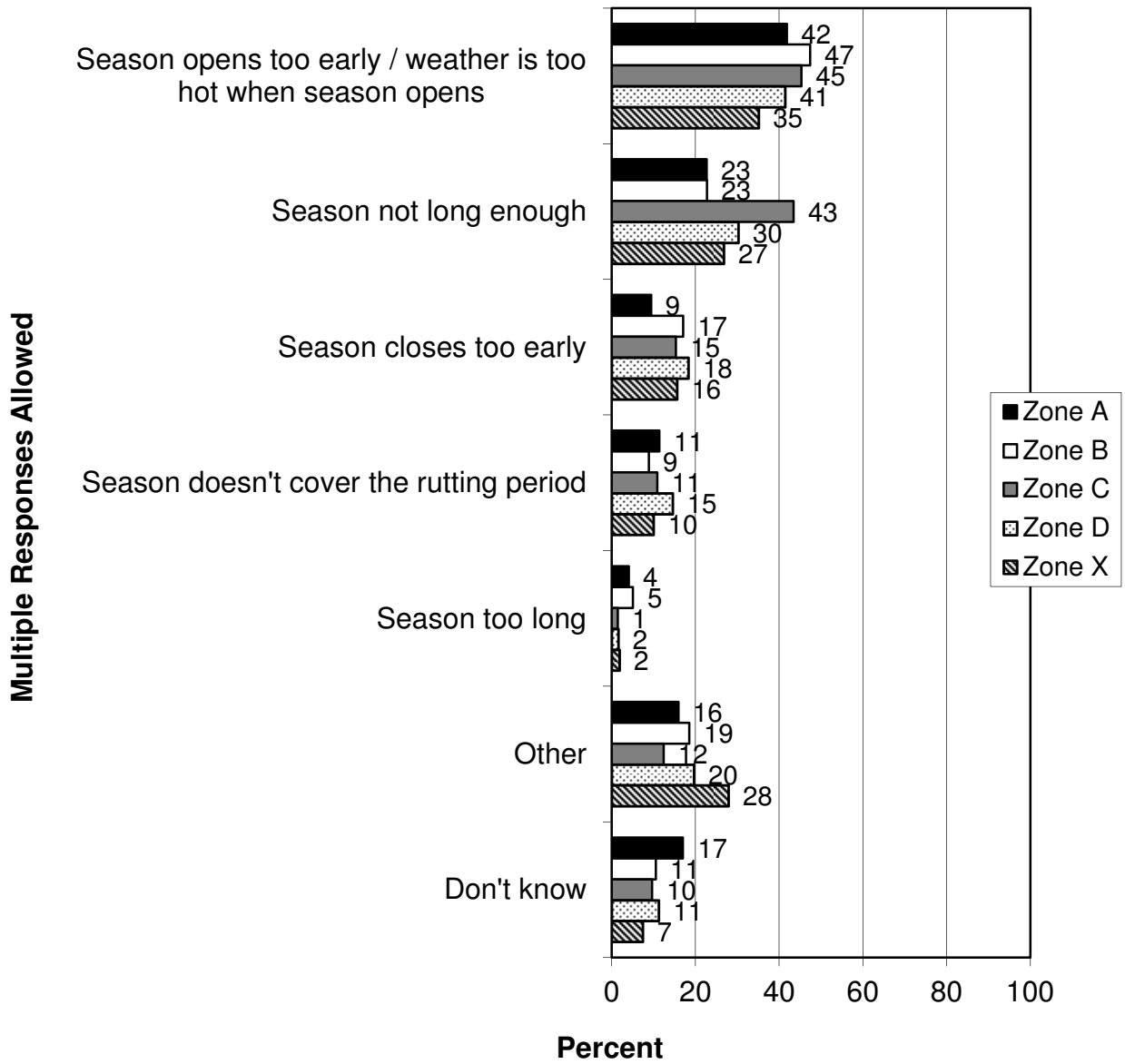
Q88. In general, how satisfied or dissatisfied are you with the current deer season structure [for/in] [Hunt / Zone] [DEER TAG CODE]?						
	Very satisfied	Somewhat satisfied	Neither satisfied nor dissatisfied	Somewhat dissatisfied	Very dissatisfied	Don't know
D14	17.8	21.6	14.4	26.7	17.4	2.1
J15	16.7	16.7	16.7		50.0	
D7	16.6	20.4	10.0	23.4	28.1	1.4
D8	15.8	20.5	11.5	27.5	22.7	2.0
D6	14.2	18.8	15.3	29.2	19.6	2.9
D9	13.8	27.1	9.4	24.1	21.7	3.9
A30	13.6	31.8	4.5	27.3	18.2	4.5
A21	13.3		13.3	33.3	40.0	
J17	13.3	26.7		40.0	20.0	
A8	12.5	37.5	25.0	25.0		
G37	7.7	23.1	7.7	53.8	7.7	
GO		60.0		40.0		
J8		50.0		50.0		

Q91. Why aren't you more satisfied with the current deer season structure [for/in] [Hunt / Zone] [DEER TAG CODE]? (Asked of those not very satisfied.)

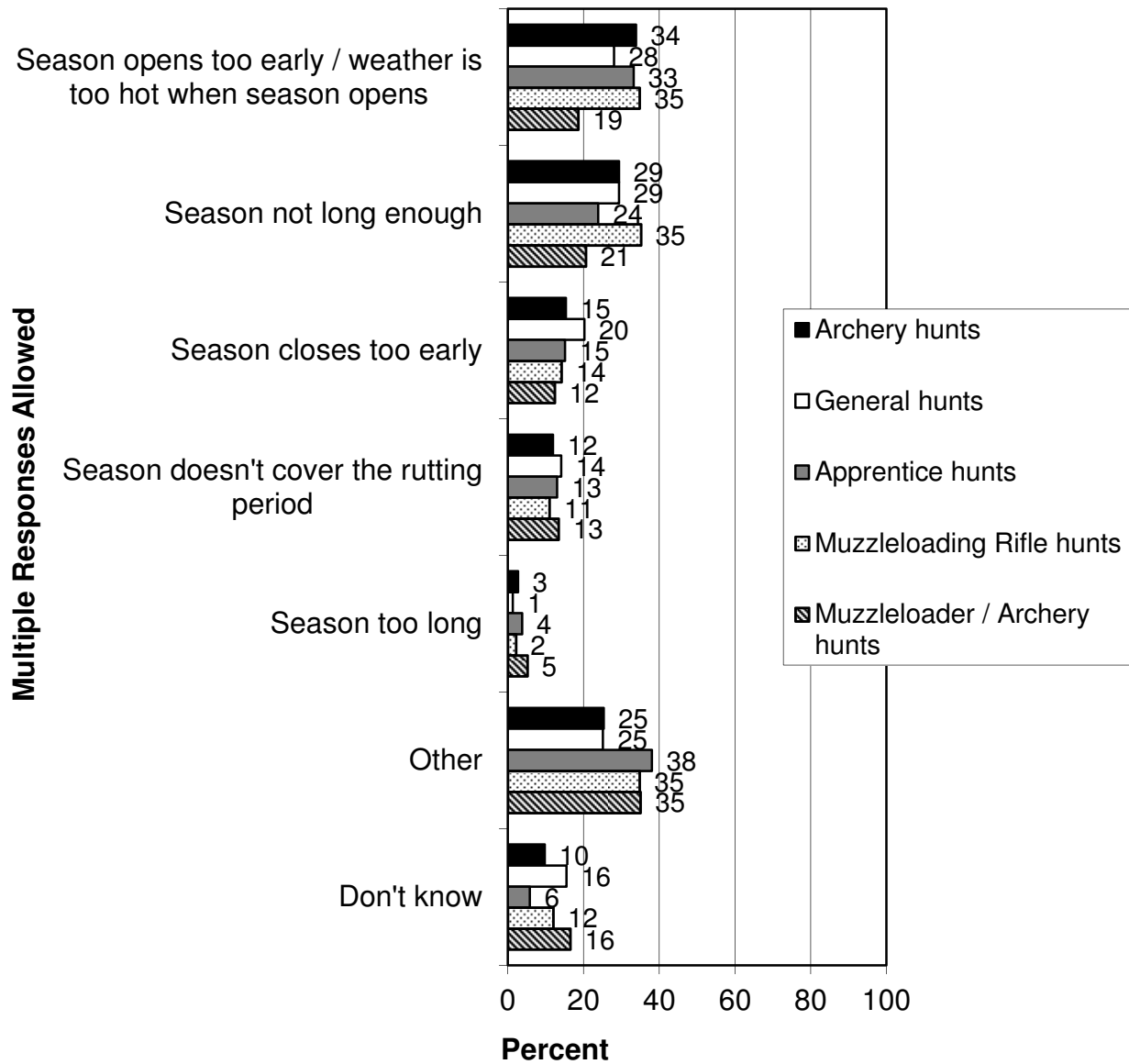
Telephone survey results.



Q91. Why aren't you more satisfied with the current deer season structure [for/in] [Hunt / Zone] [DEER TAG CODE]? (Asked of those not very satisfied.)



Q91. Why aren't you more satisfied with the current deer season structure [for/in] [Hunt / Zone] [DEER TAG CODE]? (Asked of those not very satisfied.)

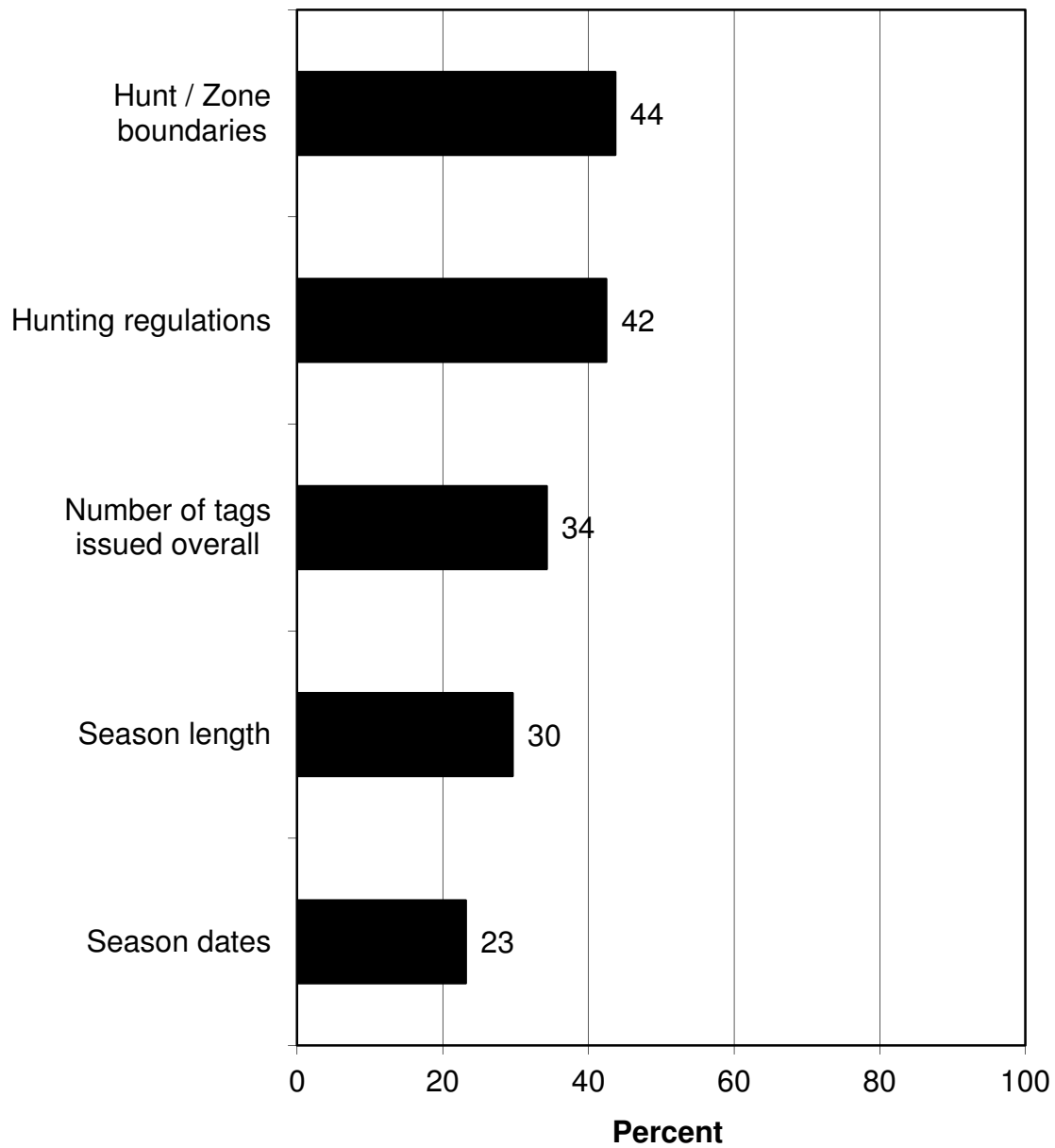


Q91. Why aren't you more satisfied with the current deer season structure [for/in] [Hunt / Zone] [DEER TAG CODE]?							
	Season opens too early / weather is too hot when season opens	Season not long enough	Season closes too early	Season doesn't cover the rutting period	Season too long	Other	Don't know
A	42	23	9	11	4	16	17
A1	44	34	16	13	3	13	6
A11	50	25	13	13	0	38	0
A12	38	24	24	8	0	38	0
A13	40	60	0	0	0	40	0
A14	0	33	0	0	0	33	33
A15	58	0	17	25	0	42	17
A16	32	24	16	32	0	40	0
A17	34	34	0	0	8	25	0
A18	29	29	22	7	0	22	7
A19	33	33	33	33	0	0	0
A20	44	19	26	7	0	19	26
A21	67	0	13	13	0	47	0
A22	9	35	21	3	0	32	15
A24	30	20	10	0	20	30	0
A25	67	33	0	0	0	33	0
A26	0	100	0	0	0	0	0
A3	22	15	15	0	0	46	22
A30	59	9	9	24	0	9	0
A31	25	25	20	0	5	15	10
A32	28	43	21	15	7	43	7
A33	50	0	0	25	0	75	0
A4	100	0	0	0	0	0	0
A5	64	27	0	27	0	10	0
A6	44	31	24	13	0	31	13
A7	42	18	24	18	6	36	6
A8	20	50	0	50	0	20	20
AO	37	28	12	17	3	25	12
B	47	23	17	9	5	19	11
C	46	46	15	10	1	12	10
D10	57	31	23	12	1	12	4
D11	32	43	7	11	7	21	11
D12	23	33	6	9	1	34	8
D13	26	32	18	3	3	26	21
D14	46	50	19	8	4	12	4
D15	22	36	8	17	1	20	21
D16	14	43	0	3	0	34	17
D17	27	34	9	3	0	24	15
D19	47	32	11	8	0	16	15
D3-5	41	31	21	19	1	18	11
D6	45	30	14	5	0	23	9
D7	41	26	24	14	4	24	9
D8	49	29	18	14	3	15	10
D9	50	19	21	7	0	22	9
G1	21	23	26	15	0	23	18
G10	6	41	18	6	6	35	18

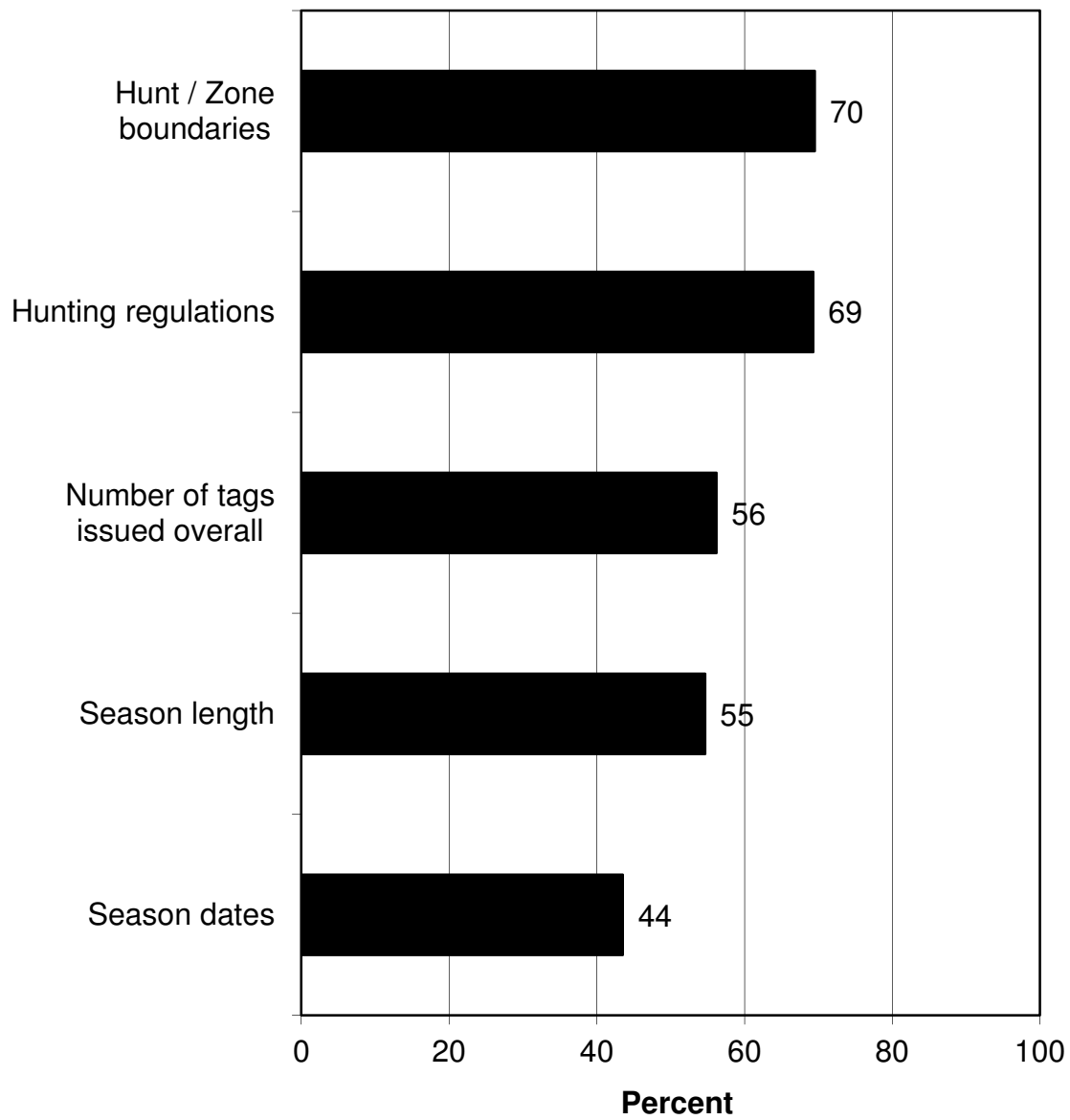
Q91. Why aren't you more satisfied with the current deer season structure [for/in] [Hunt / Zone] [DEER TAG CODE]?							
	Season opens too early / weather is too hot when season opens	Season not long enough	Season closes too early	Season doesn't cover the rutting period	Season too long	Other	Don't know
G11	47	23	23	29	0	35	12
G12	33	33	0	0	0	67	0
G13	22	36	7	11	3	20	18
G19	50	50	50	50	0	50	0
G21	0	60	0	0	0	40	0
G3	50	0	0	0	0	0	50
G37	86	14	14	0	0	0	14
G38	72	31	20	10	0	7	10
G39	100	0	0	0	0	0	0
G6	50	50	12	0	0	24	0
G7	0	100	0	100	0	0	0
G8	0	0	0	67	0	33	0
GO	50	0	25	25	0	50	0
J1	27	50	0	0	0	27	0
J10	8	8	8	8	0	73	0
J11	26	33	7	0	0	26	19
J13	0	100	0	0	0	50	0
J14	14	33	0	0	0	33	14
J15	71	0	0	0	0	29	0
J16	43	13	13	9	13	26	9
J17	50	10	35	35	0	25	0
J18	58	40	43	18	0	30	0
J19	18	35	18	18	0	50	18
J20	38	15	50	0	15	15	15
J21	40	13	0	13	0	60	0
J3	0	50	0	13	38	38	0
J4	0	0	0	0	0	100	0
J7	0	0	0	50	0	50	0
J8	50	0	0	50	0	50	0
J9	0	0	0	0	0	100	0
M11	0	18	18	0	0	36	18
M3	50	0	0	0	0	20	20
M4	50	0	0	0	0	0	50
M6	26	37	20	10	10	45	0
M7	38	48	15	15	0	33	10
M8	71	0	0	29	0	29	29
MA1	16	19	7	12	3	38	12
MA3	21	21	21	15	8	28	21
OZ	0	100	0	100	0	0	0
X1	48	26	14	14	4	30	12
X10	43	49	17	8	0	17	8
X12	53	19	11	7	0	15	15
X2	54	8	0	0	3	19	15
X3A	65	17	20	2	0	12	8
X3B	41	8	5	3	0	33	18
X4	45	24	7	0	0	35	5
X5A	43	14	9	5	5	14	26

Q91. Why aren't you more satisfied with the current deer season structure [for/in] [Hunt / Zone] [DEER TAG CODE]?							
	Season opens too early / weather is too hot when season opens	Season not long enough	Season closes too early	Season doesn't cover the rutting period	Season too long	Other	Don't know
X5B	73	0	18	9	0	18	9
X6A	35	35	22	5	2	12	15
X6B	39	9	18	7	0	36	15
X7A	51	34	10	14	2	14	12
X7B	56	22	30	12	0	18	0
X8	54	44	23	18	0	15	0
X9A	65	20	26	20	0	20	11
X9B	49	15	5	9	3	24	9
X9C	26	22	19	19	0	15	11

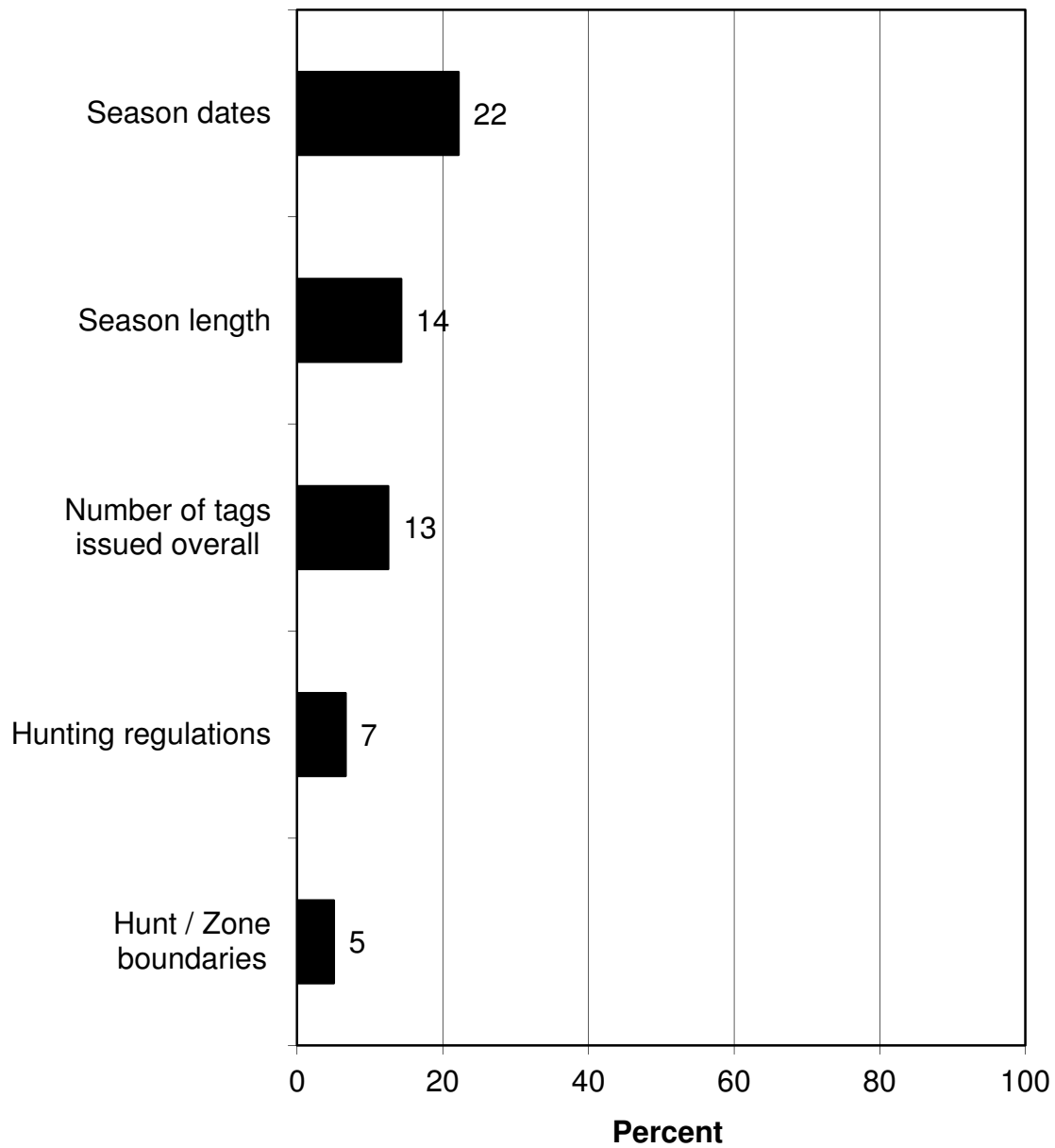
Q95-Q99. Percent of respondents who indicated being very satisfied with each of the following for their [zone / hunt] in the past 5 years:



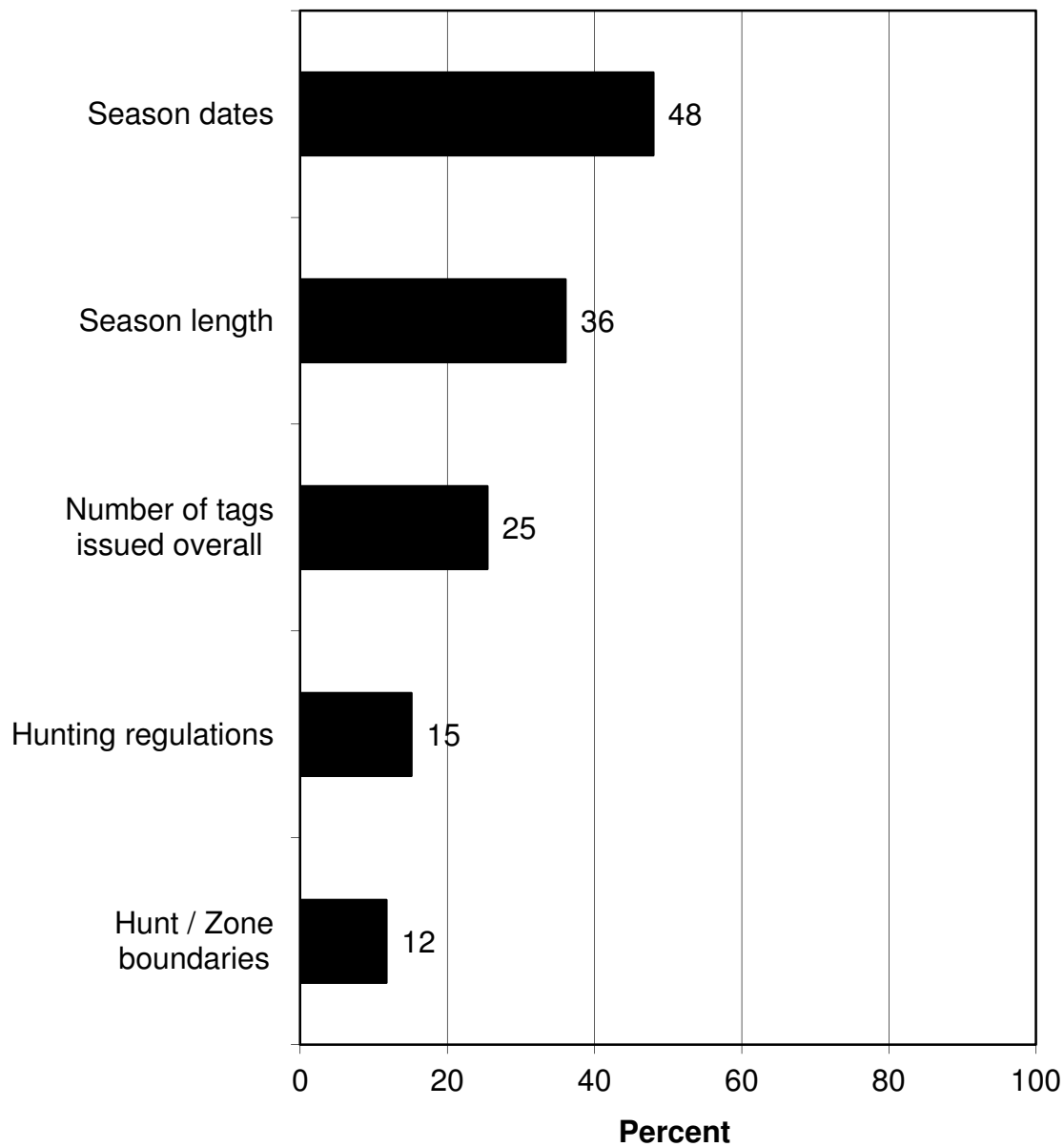
Q95-Q99. Percent of respondents who indicated being very or somewhat satisfied with each of the following for their [zone / hunt] in the past 5 years:



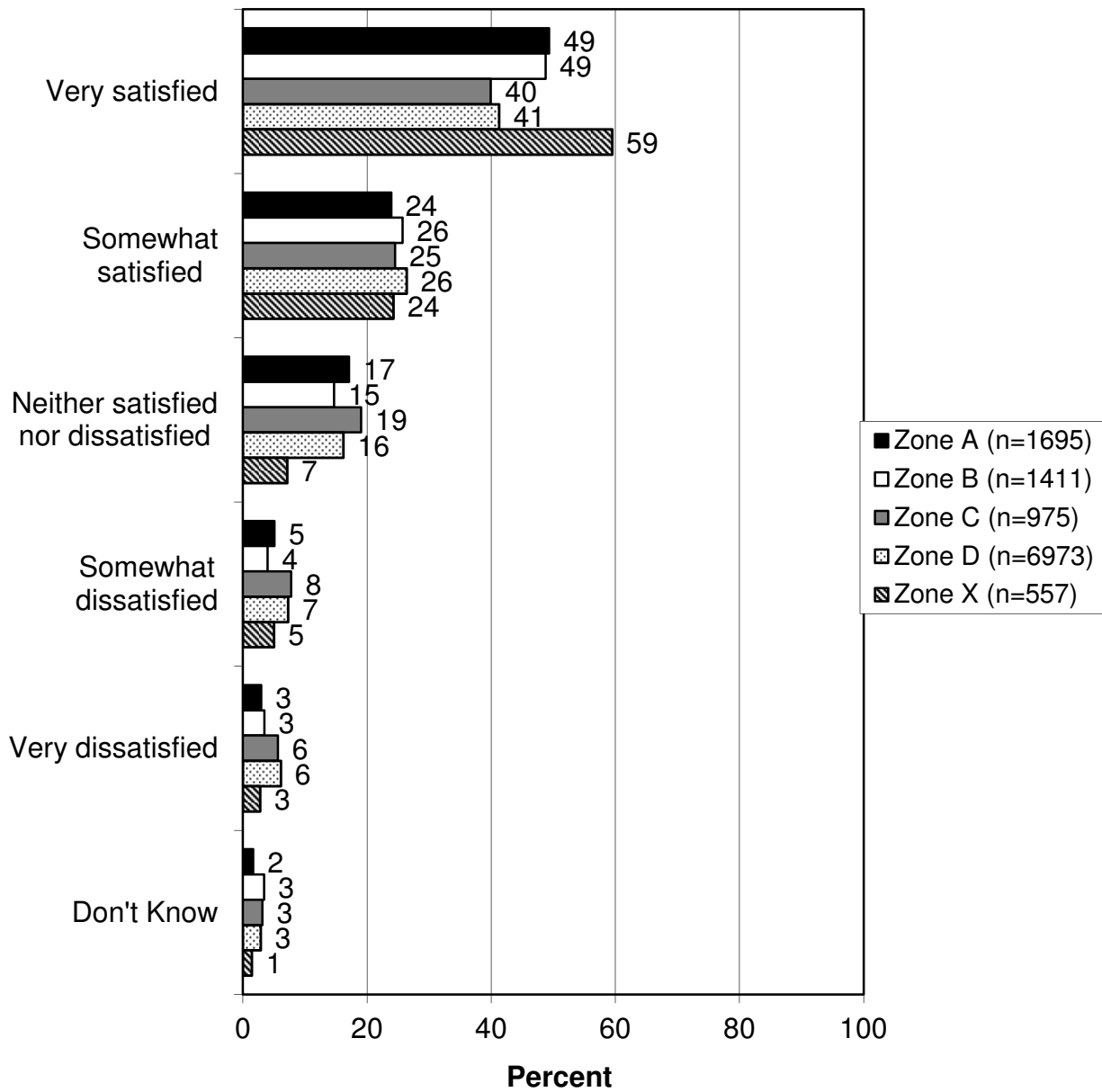
Q95-Q99. Percent of respondents who indicated being very dissatisfied with each of the following for their [zone / hunt] in the past 5 years:



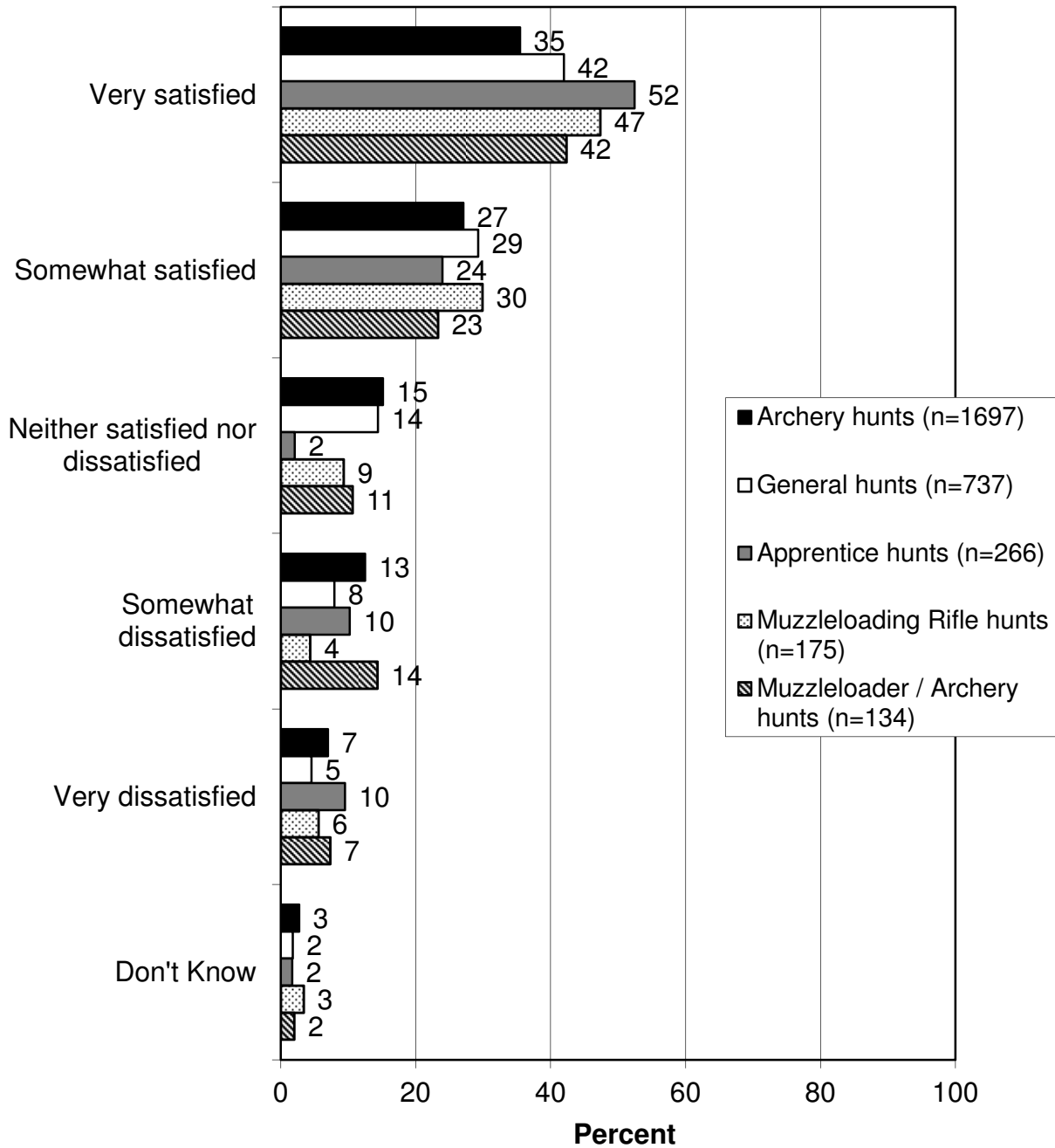
Q95-Q99. Percent of respondents who indicated being very or somewhat dissatisfied with each of the following for their [zone / hunt] in the past 5 years:



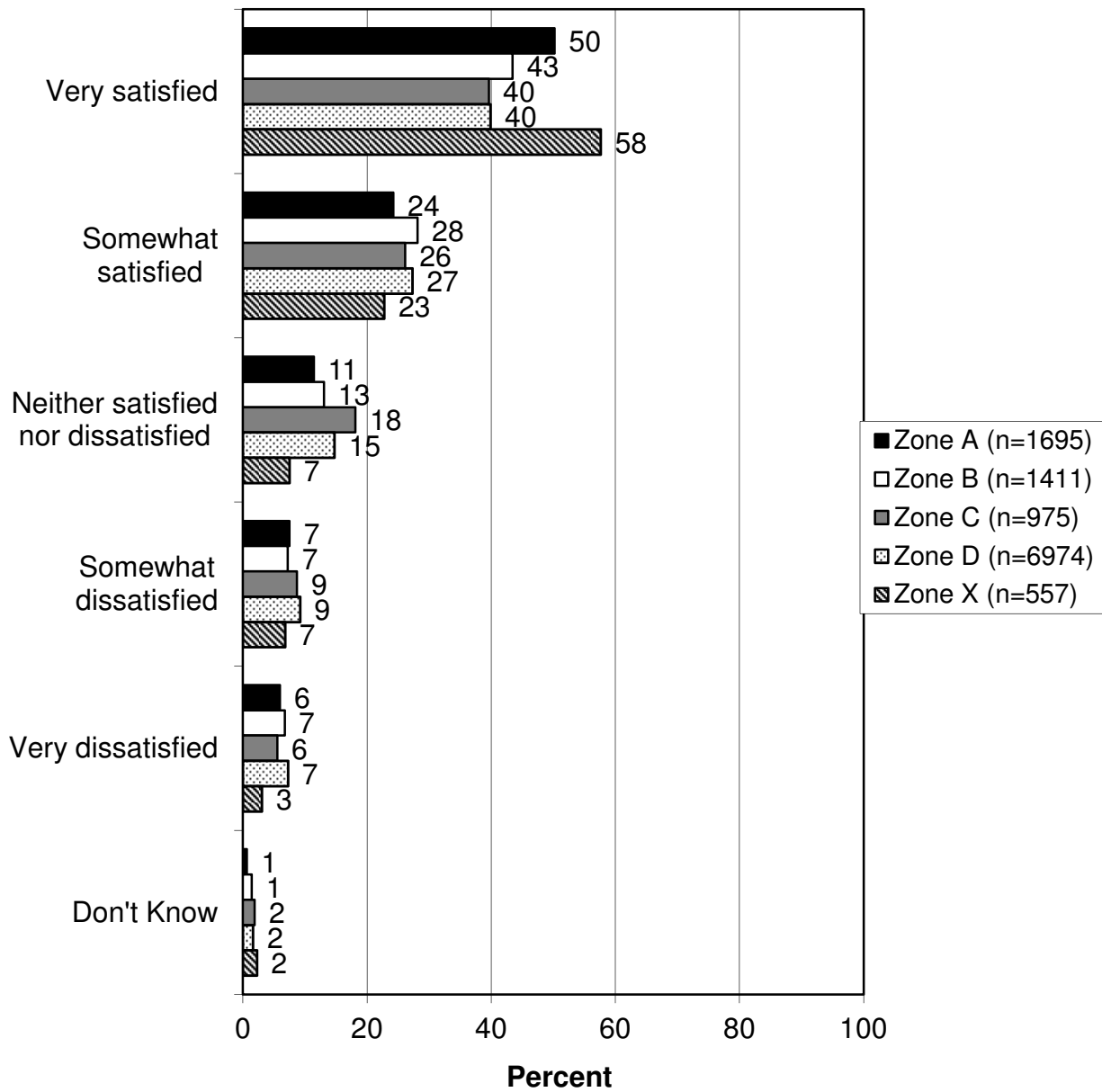
Q95. How about [Hunt / Zone] boundaries? (How satisfied or dissatisfied are you with this [for this hunt / in this zone] in the past 5 years?)



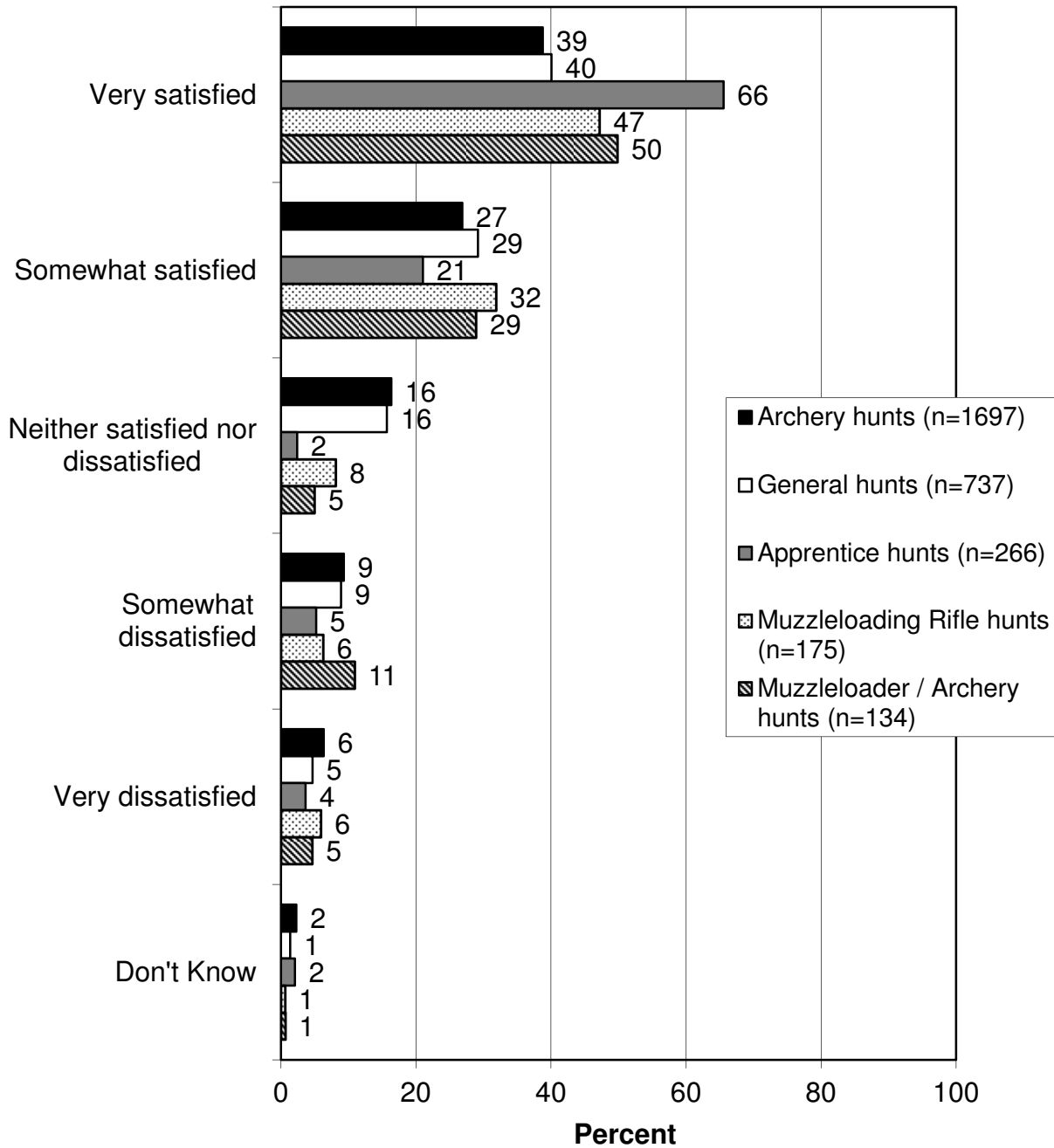
Q95. How about [Hunt / Zone] boundaries? (How satisfied or dissatisfied are you with this [for this hunt / in this zone] in the past 5 years?)



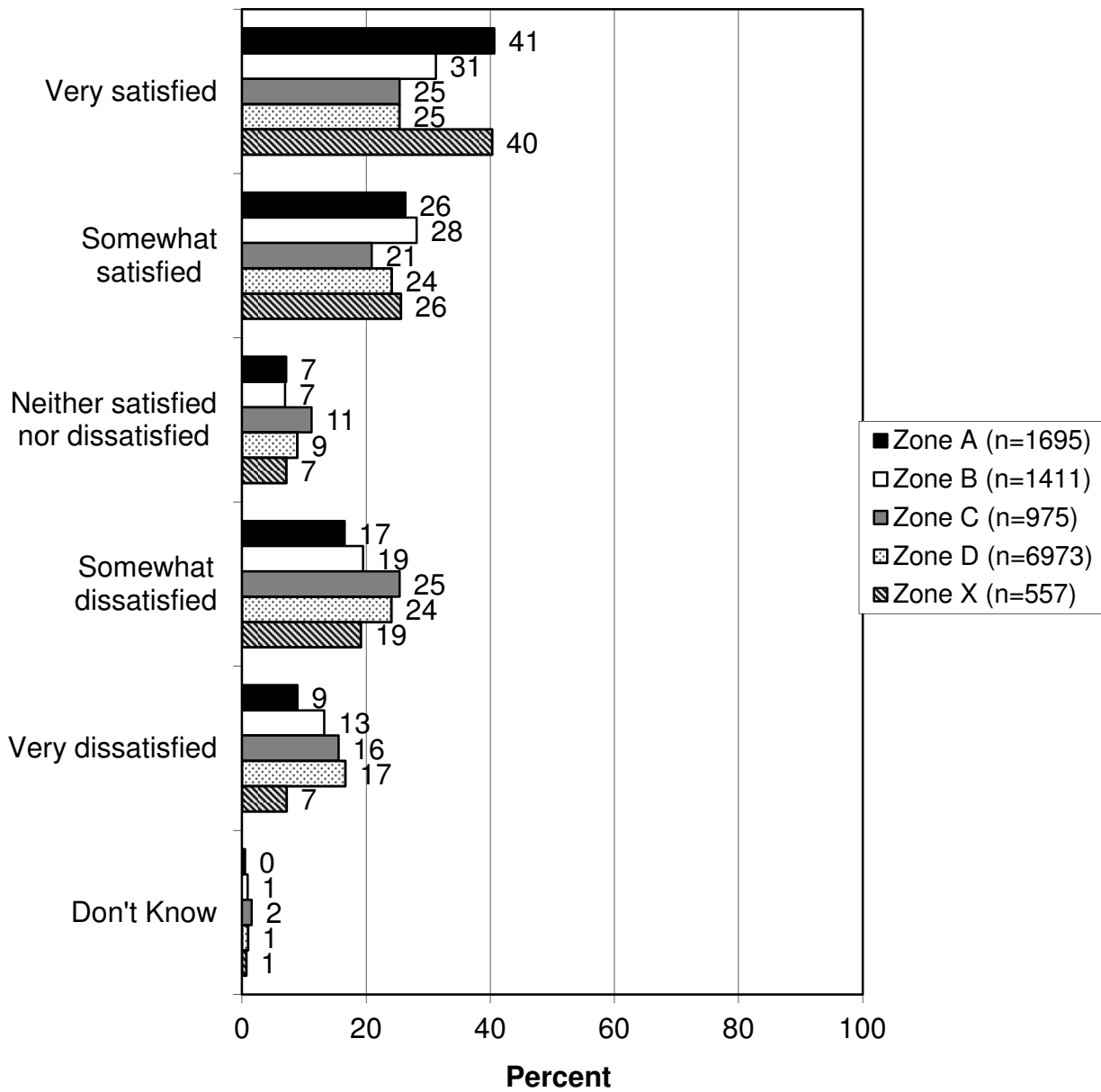
Q96. How about hunting regulations? (How satisfied or dissatisfied are you with this [for this hunt / in this zone] in the past 5 years?)



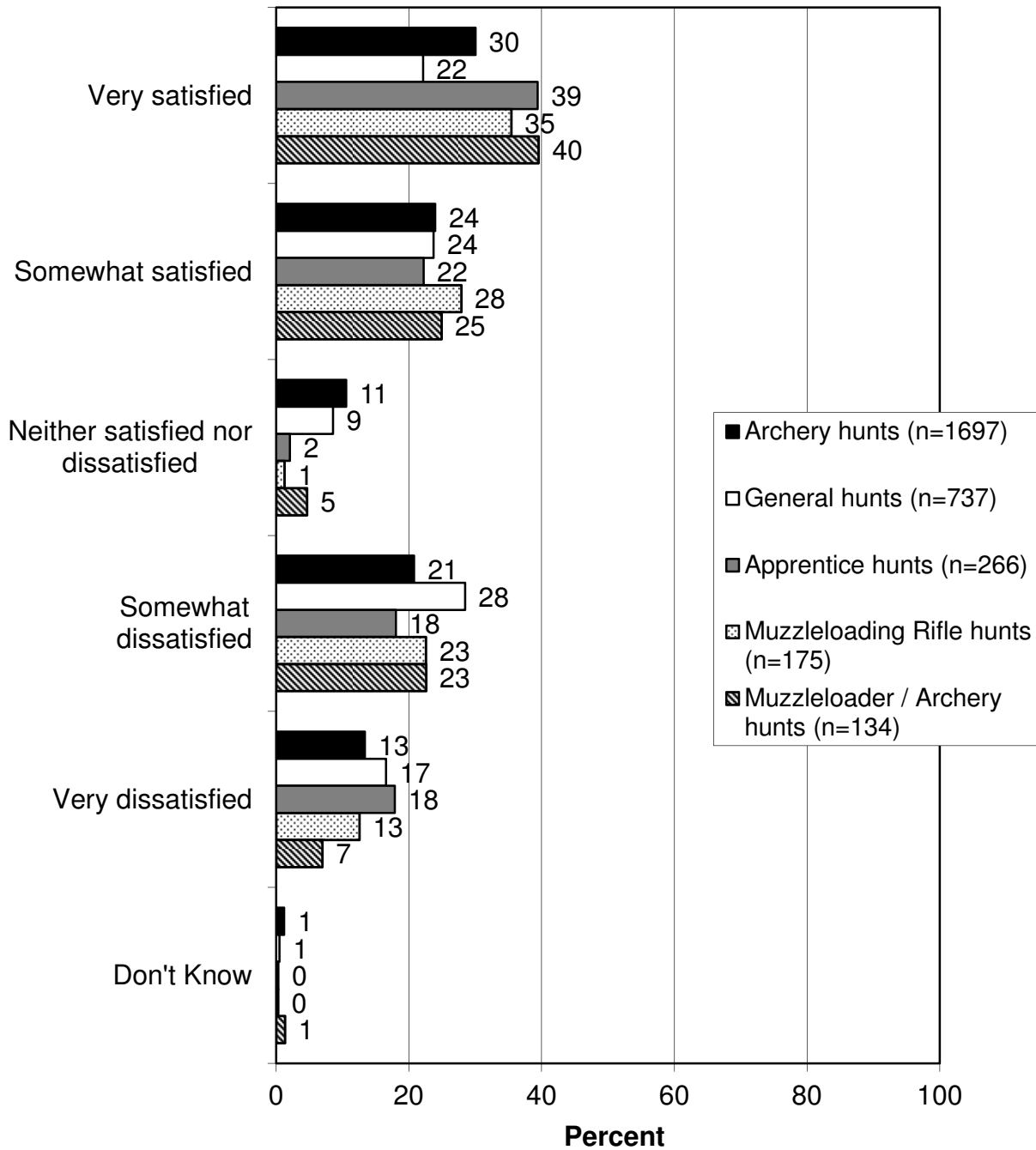
Q96. How about hunting regulations? (How satisfied or dissatisfied are you with this [for this hunt / in this zone] in the past 5 years?)



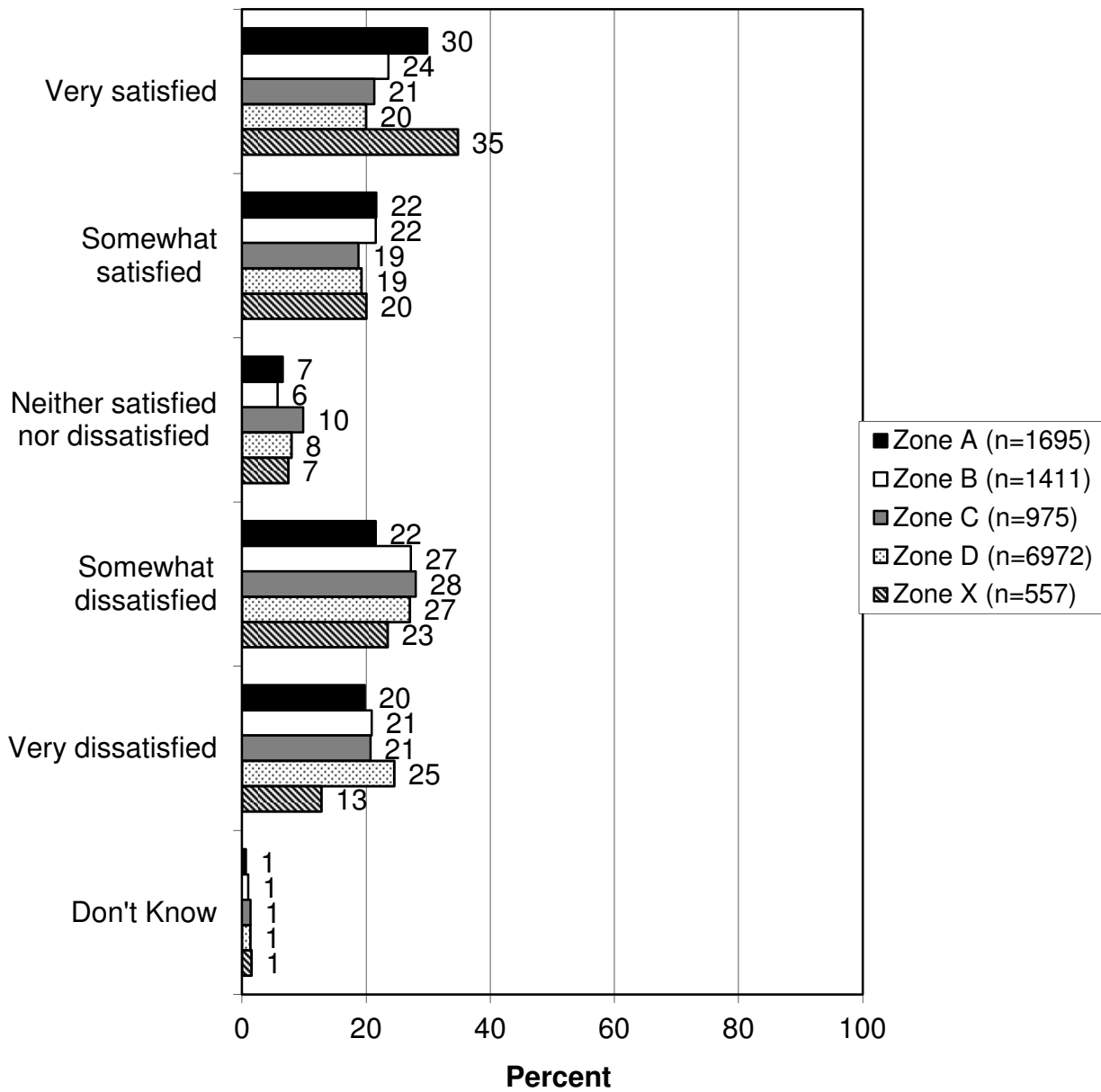
Q97. How about season length? (How satisfied or dissatisfied are you with this [for this hunt / in this zone] in the past 5 years?)



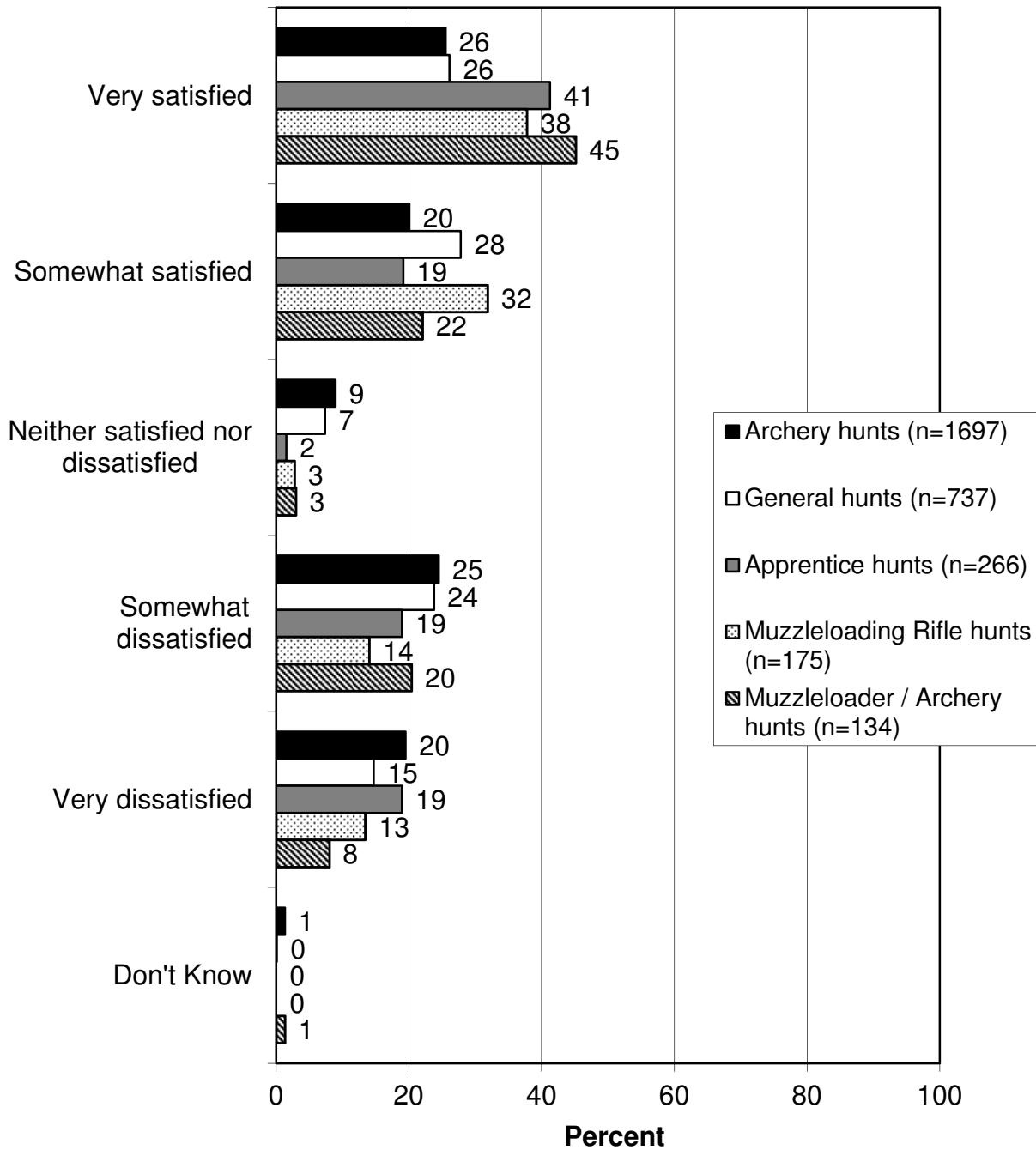
Q97. How about season length? (How satisfied or dissatisfied are you with this [for this hunt / in this zone] in the past 5 years?)



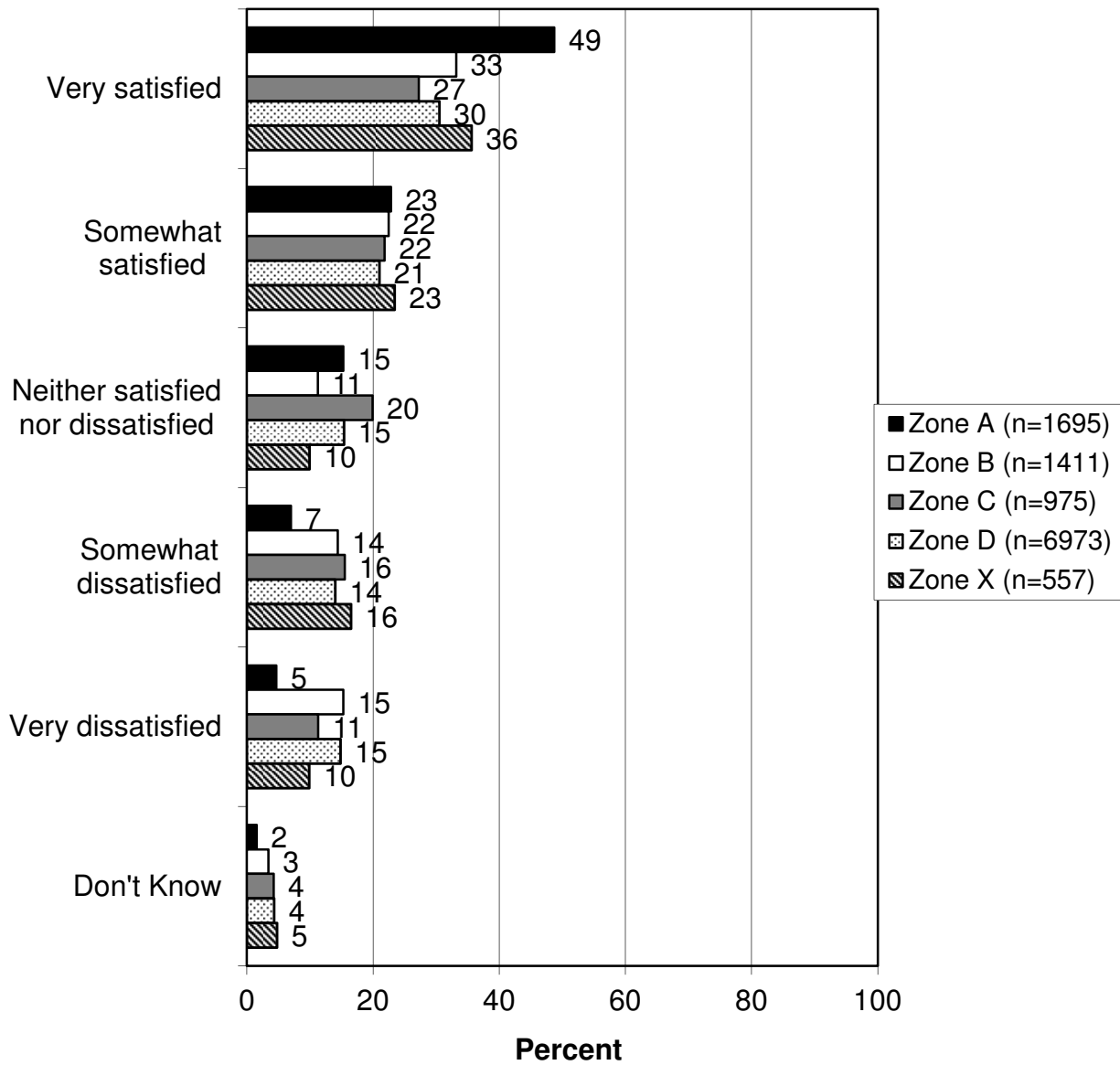
Q98. How about season dates? (How satisfied or dissatisfied are you with this [for this hunt / in this zone] in the past 5 years?)



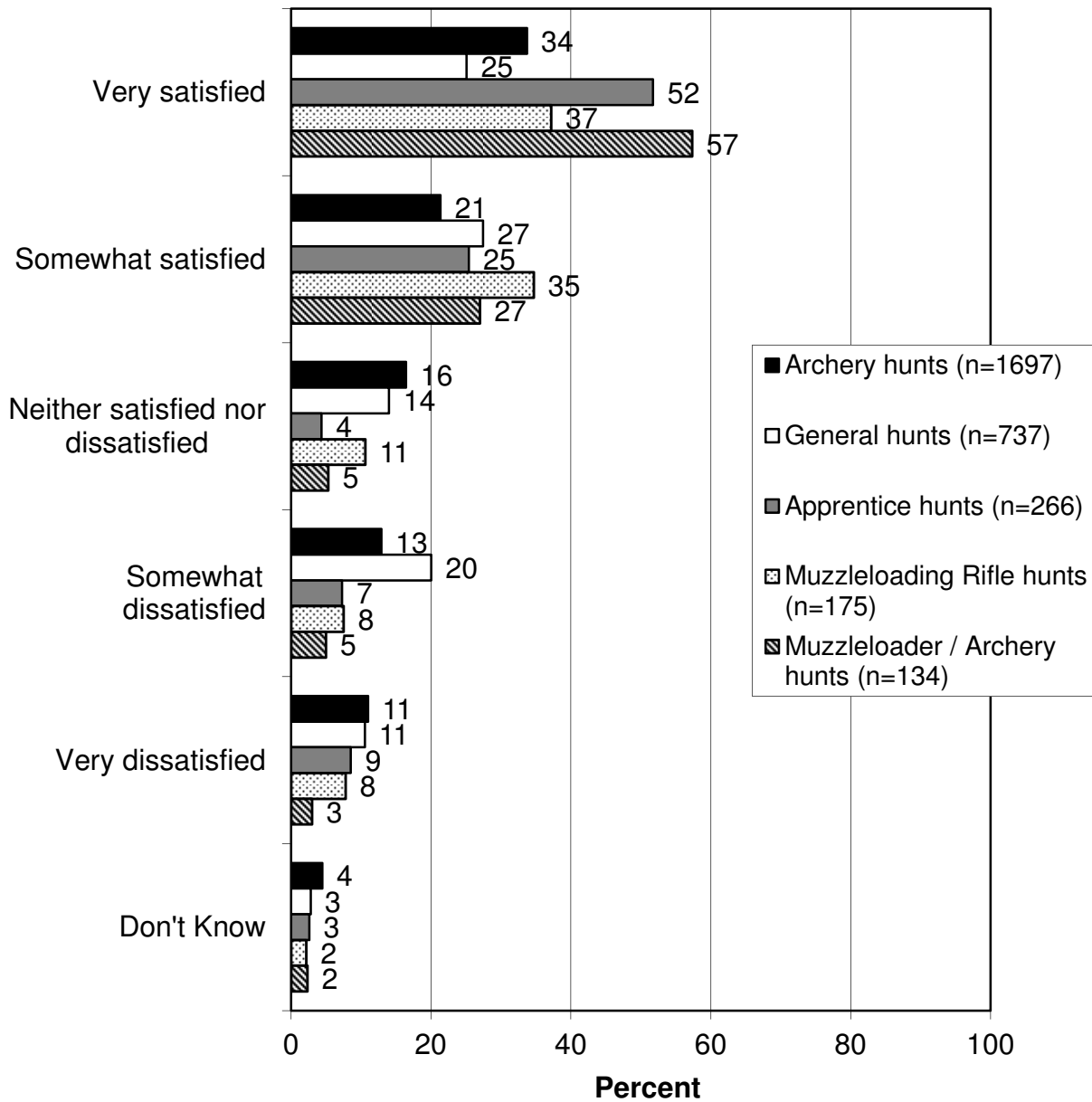
Q98. How about season dates? (How satisfied or dissatisfied are you with this [for this hunt / in this zone] in the past 5 years?)



Q99. How about the number of tags issued overall? (How satisfied or dissatisfied are you with this [for this hunt / in this zone] in the past 5 years?)



Q99. How about the number of tags issued overall? (How satisfied or dissatisfied are you with this [for this hunt / in this zone] in the past 5 years?)



Q95. How about [Hunt / Zone] boundaries? (How satisfied or dissatisfied are you with this [for this hunt / in this zone] in the past 5 years?)						
	Very satisfied	Somewhat satisfied	Neither satisfied nor dissatisfied	Somewhat dissatisfied	Very dissatisfied	Don't Know
A	49.3	23.9	17.1	5.1	2.9	1.7
A1	43.9	26.5	13.0	8.5	5.8	2.2
A11	60.0	28.0	4.0	4.0	4.0	
A12	51.1	36.2	2.1	2.1	2.1	6.4
A13	54.5	9.1	22.7	9.1		4.5
A14	46.2	15.4	7.7	23.1	7.7	
A15	69.6	13.0	8.7	8.7		
A16	64.4	21.9	11.0	1.4	1.4	
A17	58.3	22.9	8.3	6.3	4.2	
A18	64.9	24.3	2.7	5.4	2.7	
A19	54.8	19.4	9.7	6.5	3.2	6.5
A20	47.5	40.0	5.0	5.0		2.5
A21	53.3	26.7		6.7	6.7	6.7
A22	36.6	28.1	10.5	14.4	7.8	2.6
A24	69.4	22.4	8.2			
A25	16.7	50.0	5.6	16.7	11.1	
A26	43.8	18.8		31.3	6.3	
A27	50.0				50.0	
A3	59.7	27.4	6.5	4.8	1.6	
A30	27.3	27.3	18.2	18.2	9.1	
A31	36.4	23.0	8.5	23.6	7.3	1.2
A32	25.0	21.9	3.1	28.1	15.6	6.3
A33	66.7	16.7	8.3		4.2	4.2
A4	50.0		16.7		16.7	16.7
A5	69.6	13.0	13.0			4.3
A6	61.5	25.6	7.7		2.6	2.6
A7	59.6	24.6	5.3	5.3	3.5	1.8
A8	62.5	12.5	12.5		12.5	
A9	33.3		66.7			
AO	27.6	28.5	19.7	13.1	7.8	3.3
B	48.8	25.7	14.7	4.0	3.5	3.4
C	39.0	24.1	20.5	7.6	5.6	3.3
D10	67.5	15.1	5.6	4.8	2.4	4.8
D11	36.0	25.7	13.1	10.7	10.7	3.7
D12	59.3	26.0	6.7	2.0	4.7	1.3
D13	41.7	22.1	16.6	9.5	8.0	2.0
D14	36.9	30.5	19.1	6.4	3.0	4.2
D15	52.3	24.5	7.1	6.5	6.5	3.2
D16	31.7	22.5	22.9	11.9	7.8	3.1
D17	44.6	31.7	7.9	9.4	3.6	2.9
D19	42.8	31.8	4.0	8.1	10.4	2.9
D3-5	40.6	26.2	16.9	7.0	6.3	3.0
D6	35.7	25.7	22.8	5.9	6.4	3.5
D7	40.0	27.9	17.7	7.2	5.6	1.6
D8	43.7	27.0	14.9	7.9	3.8	2.7
D9	40.4	27.6	16.3	6.4	7.4	2.0
G1	40.4	30.7	16.9	6.7	4.5	0.7

Q95. How about [Hunt / Zone] boundaries? (How satisfied or dissatisfied are you with this [for this hunt / in this zone] in the past 5 years?)						
	Very satisfied	Somewhat satisfied	Neither satisfied nor dissatisfied	Somewhat dissatisfied	Very dissatisfied	Don't Know
G10	55.1	18.4	8.2	6.1	6.1	6.1
G11	34.9	34.9	11.6	14.0	2.3	2.3
G12	64.7	11.8	23.5			
G13	29.9	38.5	3.4	16.2	8.5	3.4
G19	57.1	7.1	14.3	14.3	7.1	
G21	60.0	13.3	6.7	20.0		
G3	75.0	20.0		5.0		
G37	69.2	7.7	15.4	7.7		
G38	45.2	24.6	15.1	7.9	2.4	4.8
G39	60.0	20.0	20.0			
G6	34.8	30.4	17.4	8.7	8.7	
G7	66.7	25.0	8.3			
G8	36.4	18.2	18.2	18.2	9.1	
GO	40.0	60.0				
J1	42.9	42.9			14.3	
J10	41.7	22.2		19.4	16.7	
J11	54.5	31.8	4.5	9.1		
J12	100.0					
J13	66.7	22.2		11.1		
J14	66.7	8.3			25.0	
J15	66.7	16.7				16.7
J16	46.9	34.4		9.4	6.3	3.1
J17	20.0	53.3		20.0	6.7	
J18	46.5	11.6	4.7	14.0	20.9	2.3
J19	55.6	11.1		22.2		11.1
J20	38.5	23.1	23.1	7.7		7.7
J21	63.0	25.9	3.7	3.7	3.7	
J3	63.6	27.3		9.1		
J4	36.4	18.2		9.1	36.4	
J7	100.0					
J8	50.0	50.0				
J9	100.0					
M11	55.6	22.2			11.1	11.1
M3	52.9	23.5		5.9	17.6	
M4	44.4	55.6				
M5	50.0	25.0	25.0			
M6	48.9	28.9	13.3	6.7	2.2	
M7	42.4	31.8	12.1	3.0	6.1	4.5
M8	38.5	38.5		7.7	7.7	7.7
M9	83.3	8.3		8.3		
MA1	27.5	26.3	10.0	21.3	11.3	3.8
MA3	57.4	20.4	11.1	7.4	3.7	
OZ	40.0	60.0				
X1	56.1	25.8	9.0	4.5	3.2	1.3
X10	47.6	29.4	7.7	7.7	3.5	4.2
X12	60.8	22.2	9.9	2.8	1.9	2.4
X2	70.5	14.8	9.1	1.1		4.5
X3A	34.5	42.3	12.0	3.5	2.1	5.6
X3B	53.2	27.3	12.3	3.2	1.3	2.6

Q95. How about [Hunt / Zone] boundaries? (How satisfied or dissatisfied are you with this [for this hunt / in this zone] in the past 5 years?)						
	Very satisfied	Somewhat satisfied	Neither satisfied nor dissatisfied	Somewhat dissatisfied	Very dissatisfied	Don't Know
X4	46.4	26.5	9.3	9.9	3.3	4.6
X5A	65.3	28.6		4.1		2.0
X5B	67.7	19.4	9.7	3.2		
X6A	43.6	31.6	12.0	6.0	6.0	0.8
X6B	48.2	20.9	18.7	7.9	2.9	1.4
X7A	37.0	37.0	13.9	5.6	5.6	0.9
X7B	43.8	27.4	16.4	6.8	2.7	2.7
X8	50.9	22.6	16.0	2.8	0.9	6.6
X9A	56.4	27.6	8.0	3.6	2.7	1.8
X9B	56.0	27.2	9.6	1.6	4.0	1.6
X9C	59.7	19.3	4.2	4.2	9.2	3.4

The tabulation for the question about zone boundaries is also shown sorted by *very* satisfied.

Q95. How about [Hunt / Zone] boundaries? (How satisfied or dissatisfied are you with this [for this hunt / in this zone] in the past 5 years?)						
	Very satisfied	Somewhat satisfied	Neither satisfied nor dissatisfied	Somewhat dissatisfied	Very dissatisfied	Don't Know
J12	100.0					
J7	100.0					
J9	100.0					
M9	83.3	8.3		8.3		
G3	75.0	20.0		5.0		
X2	70.5	14.8	9.1	1.1		4.5
A15	69.6	13.0	8.7	8.7		
A5	69.6	13.0	13.0			4.3
A24	69.4	22.4	8.2			
G37	69.2	7.7	15.4	7.7		
X5B	67.7	19.4	9.7	3.2		
D10	67.5	15.1	5.6	4.8	2.4	4.8
A33	66.7	16.7	8.3		4.2	4.2
G7	66.7	25.0	8.3			
J13	66.7	22.2		11.1		
J14	66.7	8.3			25.0	
J15	66.7	16.7				16.7
X5A	65.3	28.6		4.1		2.0
A18	64.9	24.3	2.7	5.4	2.7	
G12	64.7	11.8	23.5			
A16	64.4	21.9	11.0	1.4	1.4	
J3	63.6	27.3		9.1		
J21	63.0	25.9	3.7	3.7	3.7	
A8	62.5	12.5	12.5		12.5	
A6	61.5	25.6	7.7		2.6	2.6
X12	60.8	22.2	9.9	2.8	1.9	2.4
A11	60.0	28.0	4.0	4.0	4.0	
G21	60.0	13.3	6.7	20.0		
G39	60.0	20.0	20.0			
A3	59.7	27.4	6.5	4.8	1.6	
X9C	59.7	19.3	4.2	4.2	9.2	3.4
A7	59.6	24.6	5.3	5.3	3.5	1.8
D12	59.3	26.0	6.7	2.0	4.7	1.3
A17	58.3	22.9	8.3	6.3	4.2	
MA3	57.4	20.4	11.1	7.4	3.7	
G19	57.1	7.1	14.3	14.3	7.1	
X9A	56.4	27.6	8.0	3.6	2.7	1.8
X1	56.1	25.8	9.0	4.5	3.2	1.3
X9B	56.0	27.2	9.6	1.6	4.0	1.6
J19	55.6	11.1		22.2		11.1
M11	55.6	22.2			11.1	11.1
G10	55.1	18.4	8.2	6.1	6.1	6.1
A19	54.8	19.4	9.7	6.5	3.2	6.5
A13	54.5	9.1	22.7	9.1		4.5
J11	54.5	31.8	4.5	9.1		
A21	53.3	26.7		6.7	6.7	6.7

Q95. How about [Hunt / Zone] boundaries? (How satisfied or dissatisfied are you with this [for this hunt / in this zone] in the past 5 years?)						
	Very satisfied	Somewhat satisfied	Neither satisfied nor dissatisfied	Somewhat dissatisfied	Very dissatisfied	Don't Know
X3B	53.2	27.3	12.3	3.2	1.3	2.6
M3	52.9	23.5		5.9	17.6	
D15	52.3	24.5	7.1	6.5	6.5	3.2
A12	51.1	36.2	2.1	2.1	2.1	6.4
X8	50.9	22.6	16.0	2.8	0.9	6.6
A27	50.0				50.0	
A4	50.0		16.7		16.7	16.7
J8	50.0	50.0				
M5	50.0	25.0	25.0			
A	49.3	23.9	17.1	5.1	2.9	1.7
M6	48.9	28.9	13.3	6.7	2.2	
B	48.8	25.7	14.7	4.0	3.5	3.4
X6B	48.2	20.9	18.7	7.9	2.9	1.4
X10	47.6	29.4	7.7	7.7	3.5	4.2
A20	47.5	40.0	5.0	5.0		2.5
J16	46.9	34.4		9.4	6.3	3.1
J18	46.5	11.6	4.7	14.0	20.9	2.3
X4	46.4	26.5	9.3	9.9	3.3	4.6
A14	46.2	15.4	7.7	23.1	7.7	
G38	45.2	24.6	15.1	7.9	2.4	4.8
D17	44.6	31.7	7.9	9.4	3.6	2.9
M4	44.4	55.6				
A1	43.9	26.5	13.0	8.5	5.8	2.2
A26	43.8	18.8		31.3	6.3	
X7B	43.8	27.4	16.4	6.8	2.7	2.7
D8	43.7	27.0	14.9	7.9	3.8	2.7
X6A	43.6	31.6	12.0	6.0	6.0	0.8
J1	42.9	42.9			14.3	
D19	42.8	31.8	4.0	8.1	10.4	2.9
M7	42.4	31.8	12.1	3.0	6.1	4.5
D13	41.7	22.1	16.6	9.5	8.0	2.0
J10	41.7	22.2		19.4	16.7	
D3-5	40.6	26.2	16.9	7.0	6.3	3.0
D9	40.4	27.6	16.3	6.4	7.4	2.0
G1	40.4	30.7	16.9	6.7	4.5	0.7
D7	40.0	27.9	17.7	7.2	5.6	1.6
GO	40.0	60.0				
OZ	40.0	60.0				
C	39.0	24.1	20.5	7.6	5.6	3.3
J20	38.5	23.1	23.1	7.7		7.7
M8	38.5	38.5		7.7	7.7	7.7
X7A	37.0	37.0	13.9	5.6	5.6	0.9
D14	36.9	30.5	19.1	6.4	3.0	4.2
A22	36.6	28.1	10.5	14.4	7.8	2.6
A31	36.4	23.0	8.5	23.6	7.3	1.2
G8	36.4	18.2	18.2	18.2	9.1	
J4	36.4	18.2		9.1	36.4	
D11	36.0	25.7	13.1	10.7	10.7	3.7
D6	35.7	25.7	22.8	5.9	6.4	3.5

Q95. How about [Hunt / Zone] boundaries? (How satisfied or dissatisfied are you with this [for this hunt / in this zone] in the past 5 years?)						
	Very satisfied	Somewhat satisfied	Neither satisfied nor dissatisfied	Somewhat dissatisfied	Very dissatisfied	Don't Know
G11	34.9	34.9	11.6	14.0	2.3	2.3
G6	34.8	30.4	17.4	8.7	8.7	
X3A	34.5	42.3	12.0	3.5	2.1	5.6
A9	33.3		66.7			
D16	31.7	22.5	22.9	11.9	7.8	3.1
G13	29.9	38.5	3.4	16.2	8.5	3.4
AO	27.6	28.5	19.7	13.1	7.8	3.3
MA1	27.5	26.3	10.0	21.3	11.3	3.8
A30	27.3	27.3	18.2	18.2	9.1	
A32	25.0	21.9	3.1	28.1	15.6	6.3
J17	20.0	53.3		20.0	6.7	
A25	16.7	50.0	5.6	16.7	11.1	

Q96. How about hunting regulations? (How satisfied or dissatisfied are you with this [for this hunt / in this zone] in the past 5 years?)						
	Very satisfied	Somewhat satisfied	Neither satisfied nor dissatisfied	Somewhat dissatisfied	Very dissatisfied	Don't Know
A	50.2	24.2	11.4	7.5	6.0	0.6
A1	39.0	28.7	12.1	11.2	7.6	1.3
A11	64.0	12.0	12.0	4.0	8.0	
A12	57.4	19.1	8.5	4.3	6.4	4.3
A13	50.0	18.2	22.7	9.1		
A14	53.8	30.8	7.7	7.7		
A15	65.2	13.0	17.4	4.3		
A16	60.3	20.5	6.8	8.2	4.1	
A17	60.4	25.0	6.3	4.2		4.2
A18	67.6	18.9	2.7	8.1	2.7	
A19	41.9	19.4	19.4	12.9	3.2	3.2
A20	42.5	37.5	5.0	10.0	2.5	2.5
A21	53.3	13.3	6.7	6.7	6.7	13.3
A22	45.1	27.5	11.1	5.9	8.5	2.0
A24	65.3	12.2	6.1	10.2	4.1	2.0
A25	38.9	38.9	11.1	5.6	5.6	
A26	68.8	31.3				
A27	50.0			50.0		
A3	59.7	22.6	4.8	6.5	3.2	3.2
A30	54.5	27.3	9.1	4.5	4.5	
A31	55.8	22.4	10.9	4.8	4.8	1.2
A32	25.0	34.4	18.8	12.5	9.4	
A33	66.7	16.7	4.2	4.2	4.2	4.2
A4	33.3	33.3	16.7			16.7
A5	78.3	4.3	13.0		4.3	
A6	41.0	38.5	5.1	5.1	5.1	5.1
A7	49.1	26.3	8.8	5.3	7.0	3.5
A8	50.0	37.5		12.5		
A9	33.3			33.3	33.3	
AO	31.1	27.8	21.1	10.5	6.7	2.9
B	43.4	28.1	13.0	7.2	6.7	1.4
C	39.8	25.5	19.5	8.1	5.1	2.0
D10	55.9	18.1	6.3	13.4	4.7	1.6
D11	35.5	26.6	14.5	13.6	7.0	2.8
D12	52.7	31.3	6.7	6.0	2.7	0.7
D13	48.7	24.1	9.0	8.5	8.0	1.5
D14	38.6	23.7	17.4	11.9	6.4	2.1
D15	49.0	28.4	7.1	6.5	8.4	0.6
D16	39.9	26.6	15.4	10.6	5.1	2.4
D17	48.9	32.4	10.1	4.3	2.2	2.2
D19	52.0	28.9	6.4	6.4	5.2	1.2
D3-5	41.0	28.4	15.3	7.7	5.8	1.8
D6	33.0	28.4	23.3	7.2	5.9	2.1
D7	31.7	26.6	13.2	14.2	14.2	
D8	38.1	24.5	14.6	11.5	10.1	1.1
D9	30.5	27.6	18.2	9.9	13.3	0.5
G1	36.0	31.1	19.5	8.2	3.7	1.5

Q96. How about hunting regulations? (How satisfied or dissatisfied are you with this [for this hunt / in this zone] in the past 5 years?)						
	Very satisfied	Somewhat satisfied	Neither satisfied nor dissatisfied	Somewhat dissatisfied	Very dissatisfied	Don't Know
G10	61.2	8.2	8.2	10.2	10.2	2.0
G11	30.2	41.9	2.3	18.6	7.0	
G12	52.9	17.6	17.6	11.8		
G13	40.2	34.2	11.1	10.3	4.3	
G19	71.4	21.4	7.1			
G21	60.0	20.0	13.3		6.7	
G3	70.0	15.0	5.0		10.0	
G37	38.5	30.8	30.8			
G38	44.4	30.2	11.9	7.1	4.0	2.4
G39	60.0	40.0				
G6	52.2	21.7	8.7	4.3	8.7	4.3
G7	66.7	25.0		8.3		
G8	54.5	18.2		9.1	18.2	
GO	20.0	20.0		60.0		
J1	71.4	14.3		14.3		
J10	69.4	11.1	2.8	5.6	8.3	2.8
J11	45.5	31.8	4.5	4.5	4.5	9.1
J12	100.0					
J13	88.9	11.1				
J14	58.3	16.7		16.7	8.3	
J15	50.0	50.0				
J16	68.8	28.1		3.1		
J17	46.7	53.3				
J18	67.4	11.6	9.3	4.7	4.7	2.3
J19	44.4	33.3		11.1		11.1
J20	38.5	46.2		7.7	7.7	
J21	66.7	22.2		7.4	3.7	
J3	54.5	18.2		9.1	9.1	9.1
J4	54.5	18.2	18.2		9.1	
J7	75.0	25.0				
J8	100.0					
J9	100.0					
M11	55.6	33.3		11.1		
M3	52.9	35.3	5.9		5.9	
M4	33.3	44.4		11.1	11.1	
M5	25.0	50.0	25.0			
M6	44.4	26.7	11.1	13.3	4.4	
M7	43.9	34.8	9.1	3.0	7.6	1.5
M8	53.8	30.8	7.7		7.7	
M9	83.3	8.3		8.3		
MA1	46.3	30.0	6.3	8.8	7.5	1.3
MA3	53.7	27.8	3.7	13.0	1.9	
OZ	60.0	20.0	20.0			
X1	36.8	34.2	12.9	9.0	5.8	1.3
X10	53.8	23.1	6.3	7.0	5.6	4.2
X12	52.8	24.1	15.1	4.2	2.8	0.9
X2	55.7	18.2	12.5	6.8	3.4	3.4
X3A	39.4	37.3	10.6	7.7	1.4	3.5
X3B	49.4	27.3	9.1	7.1	4.5	2.6

Q96. How about hunting regulations? (How satisfied or dissatisfied are you with this [for this hunt / in this zone] in the past 5 years?)						
	Very satisfied	Somewhat satisfied	Neither satisfied nor dissatisfied	Somewhat dissatisfied	Very dissatisfied	Don't Know
X4	47.0	28.5	12.6	4.6	5.3	2.0
X5A	55.1	32.7	4.1	4.1	2.0	2.0
X5B	61.3	25.8	3.2	9.7		
X6A	44.4	30.1	18.0	6.0	1.5	
X6B	49.6	25.9	16.5	4.3	2.2	1.4
X7A	40.7	33.3	14.8	5.6	1.9	3.7
X7B	50.7	27.4	12.3	4.1	4.1	1.4
X8	44.3	27.4	14.2	3.8	3.8	6.6
X9A	50.7	28.0	12.4	3.6	3.6	1.8
X9B	56.0	25.6	10.4	4.8	3.2	
X9C	58.8	25.2	7.6	3.4	3.4	1.7

The tabulation for the question about hunting regulations is also shown sorted by *very* satisfied.

Q96. How about hunting regulations? (How satisfied or dissatisfied are you with this [for this hunt / in this zone] in the past 5 years?)						
	Very satisfied	Somewhat satisfied	Neither satisfied nor dissatisfied	Somewhat dissatisfied	Very dissatisfied	Don't Know
J12	100.0					
J8	100.0					
J9	100.0					
J13	88.9	11.1				
M9	83.3	8.3		8.3		
A5	78.3	4.3	13.0		4.3	
J7	75.0	25.0				
G19	71.4	21.4	7.1			
J1	71.4	14.3		14.3		
G3	70.0	15.0	5.0		10.0	
J10	69.4	11.1	2.8	5.6	8.3	2.8
A26	68.8	31.3				
J16	68.8	28.1		3.1		
A18	67.6	18.9	2.7	8.1	2.7	
J18	67.4	11.6	9.3	4.7	4.7	2.3
A33	66.7	16.7	4.2	4.2	4.2	4.2
G7	66.7	25.0		8.3		
J21	66.7	22.2		7.4	3.7	
A24	65.3	12.2	6.1	10.2	4.1	2.0
A15	65.2	13.0	17.4	4.3		
A11	64.0	12.0	12.0	4.0	8.0	
X5B	61.3	25.8	3.2	9.7		
G10	61.2	8.2	8.2	10.2	10.2	2.0
A17	60.4	25.0	6.3	4.2		4.2
A16	60.3	20.5	6.8	8.2	4.1	
G21	60.0	20.0	13.3		6.7	
G39	60.0	40.0				
OZ	60.0	20.0	20.0			
A3	59.7	22.6	4.8	6.5	3.2	3.2
X9C	58.8	25.2	7.6	3.4	3.4	1.7
J14	58.3	16.7		16.7	8.3	
A12	57.4	19.1	8.5	4.3	6.4	4.3
X9B	56.0	25.6	10.4	4.8	3.2	
D10	55.9	18.1	6.3	13.4	4.7	1.6
A31	55.8	22.4	10.9	4.8	4.8	1.2
X2	55.7	18.2	12.5	6.8	3.4	3.4
M11	55.6	33.3		11.1		
X5A	55.1	32.7	4.1	4.1	2.0	2.0
A30	54.5	27.3	9.1	4.5	4.5	
G8	54.5	18.2		9.1	18.2	
J3	54.5	18.2		9.1	9.1	9.1
J4	54.5	18.2	18.2		9.1	
A14	53.8	30.8	7.7	7.7		
M8	53.8	30.8	7.7		7.7	
X10	53.8	23.1	6.3	7.0	5.6	4.2
MA3	53.7	27.8	3.7	13.0	1.9	

Q96. How about hunting regulations? (How satisfied or dissatisfied are you with this [for this hunt / in this zone] in the past 5 years?)						
	Very satisfied	Somewhat satisfied	Neither satisfied nor dissatisfied	Somewhat dissatisfied	Very dissatisfied	Don't Know
A21	53.3	13.3	6.7	6.7	6.7	13.3
G12	52.9	17.6	17.6	11.8		
M3	52.9	35.3	5.9		5.9	
X12	52.8	24.1	15.1	4.2	2.8	0.9
D12	52.7	31.3	6.7	6.0	2.7	0.7
G6	52.2	21.7	8.7	4.3	8.7	4.3
D19	52.0	28.9	6.4	6.4	5.2	1.2
X7B	50.7	27.4	12.3	4.1	4.1	1.4
X9A	50.7	28.0	12.4	3.6	3.6	1.8
A	50.2	24.2	11.4	7.5	6.0	0.6
A13	50.0	18.2	22.7	9.1		
A27	50.0			50.0		
A8	50.0	37.5		12.5		
J15	50.0	50.0				
X6B	49.6	25.9	16.5	4.3	2.2	1.4
X3B	49.4	27.3	9.1	7.1	4.5	2.6
A7	49.1	26.3	8.8	5.3	7.0	3.5
D15	49.0	28.4	7.1	6.5	8.4	0.6
D17	48.9	32.4	10.1	4.3	2.2	2.2
D13	48.7	24.1	9.0	8.5	8.0	1.5
X4	47.0	28.5	12.6	4.6	5.3	2.0
J17	46.7	53.3				
MA1	46.3	30.0	6.3	8.8	7.5	1.3
J11	45.5	31.8	4.5	4.5	4.5	9.1
A22	45.1	27.5	11.1	5.9	8.5	2.0
G38	44.4	30.2	11.9	7.1	4.0	2.4
J19	44.4	33.3		11.1		11.1
M6	44.4	26.7	11.1	13.3	4.4	
X6A	44.4	30.1	18.0	6.0	1.5	
X8	44.3	27.4	14.2	3.8	3.8	6.6
M7	43.9	34.8	9.1	3.0	7.6	1.5
B	43.4	28.1	13.0	7.2	6.7	1.4
A20	42.5	37.5	5.0	10.0	2.5	2.5
A19	41.9	19.4	19.4	12.9	3.2	3.2
A6	41.0	38.5	5.1	5.1	5.1	5.1
D3-5	41.0	28.4	15.3	7.7	5.8	1.8
X7A	40.7	33.3	14.8	5.6	1.9	3.7
G13	40.2	34.2	11.1	10.3	4.3	
D16	39.9	26.6	15.4	10.6	5.1	2.4
C	39.8	25.5	19.5	8.1	5.1	2.0
X3A	39.4	37.3	10.6	7.7	1.4	3.5
A1	39.0	28.7	12.1	11.2	7.6	1.3
A25	38.9	38.9	11.1	5.6	5.6	
D14	38.6	23.7	17.4	11.9	6.4	2.1
G37	38.5	30.8	30.8			
J20	38.5	46.2		7.7	7.7	
D8	38.1	24.5	14.6	11.5	10.1	1.1
X1	36.8	34.2	12.9	9.0	5.8	1.3
G1	36.0	31.1	19.5	8.2	3.7	1.5

Q96. How about hunting regulations? (How satisfied or dissatisfied are you with this [for this hunt / in this zone] in the past 5 years?)						
	Very satisfied	Somewhat satisfied	Neither satisfied nor dissatisfied	Somewhat dissatisfied	Very dissatisfied	Don't Know
D11	35.5	26.6	14.5	13.6	7.0	2.8
A4	33.3	33.3	16.7			16.7
A9	33.3			33.3	33.3	
M4	33.3	44.4		11.1	11.1	
D6	33.0	28.4	23.3	7.2	5.9	2.1
D7	31.7	26.6	13.2	14.2	14.2	
AO	31.1	27.8	21.1	10.5	6.7	2.9
D9	30.5	27.6	18.2	9.9	13.3	0.5
G11	30.2	41.9	2.3	18.6	7.0	
A32	25.0	34.4	18.8	12.5	9.4	
M5	25.0	50.0	25.0			
GO	20.0	20.0		60.0		

Q97. How about season length? (How satisfied or dissatisfied are you with this [for this hunt / in this zone] in the past 5 years?)						
	Very satisfied	Somewhat satisfied	Neither satisfied nor dissatisfied	Somewhat dissatisfied	Very dissatisfied	Don't Know
A	40.6	26.3	7.1	16.5	8.9	0.5
A1	26.0	26.0	10.8	19.7	16.6	0.9
A11	44.0	28.0	4.0	24.0		
A12	40.4	34.0	4.3	17.0	2.1	2.1
A13	27.3	36.4	9.1	22.7	4.5	
A14	30.8	30.8		30.8	7.7	
A15	56.5	13.0	13.0	8.7	8.7	
A16	52.1	23.3	8.2	13.7	2.7	
A17	43.8	18.8	12.5	14.6	10.4	
A18	37.8	29.7	2.7	21.6	8.1	
A19	9.7	22.6	25.8	25.8	16.1	
A20	32.5	30.0	2.5	25.0	7.5	2.5
A21	13.3	26.7	13.3	26.7	13.3	6.7
A22	45.8	26.8	3.3	15.0	8.5	0.7
A24	59.2	14.3	6.1	10.2	8.2	2.0
A25	44.4	27.8	5.6	16.7	5.6	
A26	75.0	18.8		6.3		
A27	50.0			50.0		
A3	50.0	27.4	4.8	14.5	3.2	
A30	36.4	22.7	4.5	22.7	9.1	4.5
A31	57.0	14.5	4.8	17.0	6.7	
A32	21.9	25.0		31.3	21.9	
A33	54.2	12.5	8.3	16.7	4.2	4.2
A4	16.7	33.3		16.7	16.7	16.7
A5	69.6	13.0	4.3	13.0		
A6	46.2	28.2		20.5	2.6	2.6
A7	38.6	24.6	3.5	24.6	7.0	1.8
A8	25.0	25.0		25.0	12.5	12.5
A9	33.3			33.3	33.3	
AO	22.6	24.2	13.5	22.6	15.4	1.7
B	31.3	28.1	6.9	19.5	13.3	0.9
C	25.3	19.7	11.3	26.7	15.3	1.7
D10	31.0	20.6	4.0	27.0	17.5	
D11	23.8	24.8	8.4	24.8	16.8	1.4
D12	39.3	24.0	4.0	23.3	9.3	
D13	29.6	19.6	5.0	24.6	19.1	2.0
D14	19.5	21.2	11.0	28.8	17.8	1.7
D15	32.9	21.9	3.9	23.9	16.1	1.3
D16	27.6	23.5	12.6	21.5	13.0	1.7
D17	29.5	25.9	7.9	25.2	8.6	2.9
D19	38.2	22.5	1.2	17.9	19.1	1.2
D3-5	25.2	23.6	8.3	24.3	17.9	0.7
D6	21.4	22.3	13.7	23.9	17.4	1.3
D7	22.6	26.2	9.9	24.1	16.7	0.5
D8	21.4	24.5	11.0	27.3	14.9	0.9
D9	21.7	27.6	10.3	21.7	18.2	0.5
G1	19.1	22.5	10.1	30.3	17.6	0.4

Q97. How about season length? (How satisfied or dissatisfied are you with this [for this hunt / in this zone] in the past 5 years?)						
	Very satisfied	Somewhat satisfied	Neither satisfied nor dissatisfied	Somewhat dissatisfied	Very dissatisfied	Don't Know
G10	28.6	16.3	8.2	20.4	26.5	
G11	16.3	44.2	2.3	25.6	9.3	2.3
G12	35.3	11.8		35.3	17.6	
G13	19.7	31.6	3.4	35.0	10.3	
G19	85.7	7.1		7.1		
G21	73.3	20.0	6.7			
G3	90.0	5.0		5.0		
G37	23.1	15.4	7.7	30.8	23.1	
G38	27.0	27.0	7.9	25.4	11.1	1.6
G39	40.0	40.0	20.0			
G6	13.0	26.1	13.0	30.4	17.4	
G7	66.7	8.3		16.7	8.3	
G8	36.4	9.1	9.1	18.2	27.3	
GO	40.0	20.0		40.0		
J1		57.1		28.6	14.3	
J10	50.0	16.7	2.8	5.6	25.0	
J11	31.8	13.6	13.6	27.3	9.1	4.5
J12	75.0				25.0	
J13	33.3			44.4	22.2	
J14	50.0	16.7	8.3	8.3	16.7	
J15	16.7	16.7		16.7	50.0	
J16	34.4	34.4		28.1	3.1	
J17	6.7	40.0		26.7	26.7	
J18	39.5	25.6	2.3	9.3	23.3	
J19	33.3	22.2		11.1	33.3	
J20		30.8		23.1	46.2	
J21	74.1	18.5		7.4		
J3	27.3	18.2		18.2	36.4	
J4	45.5	9.1		18.2	27.3	
J7	25.0	25.0		50.0		
J8	100.0					
J9	33.3	66.7				
M11	44.4	33.3		22.2		
M3	58.8	29.4		11.8		
M4	22.2	55.6		22.2		
M5	25.0	50.0				25.0
M6	20.0	17.8	2.2	35.6	24.4	
M7	36.4	33.3	1.5	18.2	10.6	
M8	30.8	23.1		30.8	15.4	
M9	83.3			8.3	8.3	
MA1	38.8	23.8	7.5	17.5	10.0	2.5
MA3	40.7	25.9	1.9	27.8	3.7	
OZ	40.0	20.0		20.0	20.0	
X1	32.3	31.6	7.1	18.7	9.7	0.6
X10	30.8	27.3	4.2	18.9	17.5	1.4
X12	29.2	28.3	8.0	18.9	14.6	0.9
X2	47.7	21.6	4.5	12.5	12.5	1.1
X3A	31.0	35.2	4.2	19.0	9.2	1.4
X3B	39.0	25.3	6.5	16.9	10.4	1.9

Q97. How about season length? (How satisfied or dissatisfied are you with this [for this hunt / in this zone] in the past 5 years?)						
	Very satisfied	Somewhat satisfied	Neither satisfied nor dissatisfied	Somewhat dissatisfied	Very dissatisfied	Don't Know
X4	32.5	24.5	6.6	17.2	17.9	1.3
X5A	55.1	24.5	6.1	12.2	2.0	
X5B	45.2	22.6	3.2	25.8	3.2	
X6A	30.1	30.1	5.3	22.6	11.3	0.8
X6B	33.8	25.9	10.1	20.1	9.4	0.7
X7A	18.5	25.0	4.6	33.3	18.5	
X7B	23.3	31.5	4.1	26.0	15.1	
X8	22.6	24.5	7.5	26.4	14.2	4.7
X9A	33.8	31.6	7.1	17.8	8.9	0.9
X9B	25.6	36.8	10.4	20.0	7.2	
X9C	53.8	21.8	4.2	15.1	2.5	2.5

The tabulation for the question about season length is also shown sorted by *very* satisfied.

Q97. How about season length? (How satisfied or dissatisfied are you with this [for this hunt / in this zone] in the past 5 years?)						
	Very satisfied	Somewhat satisfied	Neither satisfied nor dissatisfied	Somewhat dissatisfied	Very dissatisfied	Don't Know
J8	100.0					
G3	90.0	5.0		5.0		
G19	85.7	7.1		7.1		
M9	83.3			8.3	8.3	
A26	75.0	18.8		6.3		
J12	75.0				25.0	
J21	74.1	18.5		7.4		
G21	73.3	20.0	6.7			
A5	69.6	13.0	4.3	13.0		
G7	66.7	8.3		16.7	8.3	
A24	59.2	14.3	6.1	10.2	8.2	2.0
M3	58.8	29.4		11.8		
A31	57.0	14.5	4.8	17.0	6.7	
A15	56.5	13.0	13.0	8.7	8.7	
X5A	55.1	24.5	6.1	12.2	2.0	
A33	54.2	12.5	8.3	16.7	4.2	4.2
X9C	53.8	21.8	4.2	15.1	2.5	2.5
A16	52.1	23.3	8.2	13.7	2.7	
A27	50.0			50.0		
A3	50.0	27.4	4.8	14.5	3.2	
J10	50.0	16.7	2.8	5.6	25.0	
J14	50.0	16.7	8.3	8.3	16.7	
X2	47.7	21.6	4.5	12.5	12.5	1.1
A6	46.2	28.2		20.5	2.6	2.6
A22	45.8	26.8	3.3	15.0	8.5	0.7
J4	45.5	9.1		18.2	27.3	
X5B	45.2	22.6	3.2	25.8	3.2	
A25	44.4	27.8	5.6	16.7	5.6	
M11	44.4	33.3		22.2		
A11	44.0	28.0	4.0	24.0		
A17	43.8	18.8	12.5	14.6	10.4	
MA3	40.7	25.9	1.9	27.8	3.7	
A	40.6	26.3	7.1	16.5	8.9	0.5
A12	40.4	34.0	4.3	17.0	2.1	2.1
G39	40.0	40.0	20.0			
GO	40.0	20.0		40.0		
OZ	40.0	20.0		20.0	20.0	
J18	39.5	25.6	2.3	9.3	23.3	
D12	39.3	24.0	4.0	23.3	9.3	
X3B	39.0	25.3	6.5	16.9	10.4	1.9
MA1	38.8	23.8	7.5	17.5	10.0	2.5
A7	38.6	24.6	3.5	24.6	7.0	1.8
D19	38.2	22.5	1.2	17.9	19.1	1.2
A18	37.8	29.7	2.7	21.6	8.1	
A30	36.4	22.7	4.5	22.7	9.1	4.5
G8	36.4	9.1	9.1	18.2	27.3	

Q97. How about season length? (How satisfied or dissatisfied are you with this [for this hunt / in this zone] in the past 5 years?)						
	Very satisfied	Somewhat satisfied	Neither satisfied nor dissatisfied	Somewhat dissatisfied	Very dissatisfied	Don't Know
M7	36.4	33.3	1.5	18.2	10.6	
G12	35.3	11.8		35.3	17.6	
J16	34.4	34.4		28.1	3.1	
X6B	33.8	25.9	10.1	20.1	9.4	0.7
X9A	33.8	31.6	7.1	17.8	8.9	0.9
A9	33.3			33.3	33.3	
J13	33.3			44.4	22.2	
J19	33.3	22.2		11.1	33.3	
J9	33.3	66.7				
D15	32.9	21.9	3.9	23.9	16.1	1.3
A20	32.5	30.0	2.5	25.0	7.5	2.5
X4	32.5	24.5	6.6	17.2	17.9	1.3
X1	32.3	31.6	7.1	18.7	9.7	0.6
J11	31.8	13.6	13.6	27.3	9.1	4.5
B	31.3	28.1	6.9	19.5	13.3	0.9
D10	31.0	20.6	4.0	27.0	17.5	
X3A	31.0	35.2	4.2	19.0	9.2	1.4
A14	30.8	30.8		30.8	7.7	
M8	30.8	23.1		30.8	15.4	
X10	30.8	27.3	4.2	18.9	17.5	1.4
X6A	30.1	30.1	5.3	22.6	11.3	0.8
D13	29.6	19.6	5.0	24.6	19.1	2.0
D17	29.5	25.9	7.9	25.2	8.6	2.9
X12	29.2	28.3	8.0	18.9	14.6	0.9
G10	28.6	16.3	8.2	20.4	26.5	
D16	27.6	23.5	12.6	21.5	13.0	1.7
A13	27.3	36.4	9.1	22.7	4.5	
J3	27.3	18.2		18.2	36.4	
G38	27.0	27.0	7.9	25.4	11.1	1.6
A1	26.0	26.0	10.8	19.7	16.6	0.9
X9B	25.6	36.8	10.4	20.0	7.2	
C	25.3	19.7	11.3	26.7	15.3	1.7
D3-5	25.2	23.6	8.3	24.3	17.9	0.7
A8	25.0	25.0		25.0	12.5	12.5
J7	25.0	25.0		50.0		
M5	25.0	50.0				25.0
D11	23.8	24.8	8.4	24.8	16.8	1.4
X7B	23.3	31.5	4.1	26.0	15.1	
G37	23.1	15.4	7.7	30.8	23.1	
AO	22.6	24.2	13.5	22.6	15.4	1.7
D7	22.6	26.2	9.9	24.1	16.7	0.5
X8	22.6	24.5	7.5	26.4	14.2	4.7
M4	22.2	55.6		22.2		
A32	21.9	25.0		31.3	21.9	
D9	21.7	27.6	10.3	21.7	18.2	0.5
D6	21.4	22.3	13.7	23.9	17.4	1.3
D8	21.4	24.5	11.0	27.3	14.9	0.9
M6	20.0	17.8	2.2	35.6	24.4	
G13	19.7	31.6	3.4	35.0	10.3	

Q97. How about season length? (How satisfied or dissatisfied are you with this [for this hunt / in this zone] in the past 5 years?)						
	Very satisfied	Somewhat satisfied	Neither satisfied nor dissatisfied	Somewhat dissatisfied	Very dissatisfied	Don't Know
D14	19.5	21.2	11.0	28.8	17.8	1.7
G1	19.1	22.5	10.1	30.3	17.6	0.4
X7A	18.5	25.0	4.6	33.3	18.5	
A4	16.7	33.3		16.7	16.7	16.7
J15	16.7	16.7		16.7	50.0	
G11	16.3	44.2	2.3	25.6	9.3	2.3
A21	13.3	26.7	13.3	26.7	13.3	6.7
G6	13.0	26.1	13.0	30.4	17.4	
A19	9.7	22.6	25.8	25.8	16.1	
J17	6.7	40.0		26.7	26.7	
J1		57.1		28.6	14.3	
J20		30.8		23.1	46.2	

Q98. How about season dates? (How satisfied or dissatisfied are you with this [for this hunt / in this zone] in the past 5 years?)						
	Very satisfied	Somewhat satisfied	Neither satisfied nor dissatisfied	Somewhat dissatisfied	Very dissatisfied	Don't Know
A	29.9	21.7	6.5	21.5	19.8	0.6
A1	26.0	21.1	9.4	28.3	14.3	0.9
A11	40.0	24.0	4.0	28.0	4.0	
A12	31.9	29.8	4.3	19.1	12.8	2.1
A13	54.5	27.3	4.5	4.5	9.1	
A14	30.8	38.5	7.7	15.4	7.7	
A15	43.5	13.0	8.7	21.7	13.0	
A16	45.2	24.7	9.6	16.4	4.1	
A17	29.2	16.7	10.4	25.0	16.7	2.1
A18	37.8	10.8	13.5	27.0	10.8	
A19	16.1	16.1		29.0	35.5	3.2
A20	27.5	30.0	2.5	25.0	10.0	5.0
A21	6.7	20.0		20.0	46.7	6.7
A22	45.1	26.1	3.3	17.0	7.8	0.7
A24	57.1	16.3	2.0	14.3	10.2	
A25	27.8	16.7	27.8	16.7	11.1	
A26	81.3	12.5		6.3		
A27	50.0			50.0		
A3	41.9	24.2	1.6	22.6	9.7	
A30	9.1	22.7		36.4	27.3	4.5
A31	54.5	16.4	7.3	13.9	7.3	0.6
A32	25.0	25.0	6.3	28.1	15.6	
A33	50.0	20.8		16.7	8.3	4.2
A4	16.7	33.3		33.3		16.7
A5	47.8	13.0	4.3	30.4	4.3	
A6	38.5	28.2	5.1	23.1	2.6	2.6
A7	29.8	24.6	3.5	19.3	19.3	3.5
A8	12.5	12.5	12.5	37.5	25.0	
A9	33.3			33.3	33.3	
AO	16.2	19.5	10.5	26.4	25.9	1.7
B	23.6	21.5	5.7	27.2	20.9	1.0
C	20.2	18.2	10.0	27.9	22.2	1.5
D10	22.2	14.3	0.8	30.2	32.5	
D11	24.3	20.1	10.3	27.1	16.4	1.9
D12	42.0	22.7	5.3	18.0	11.3	0.7
D13	30.7	15.1	7.5	21.6	22.1	3.0
D14	14.0	14.0	7.6	39.0	24.2	1.3
D15	31.0	19.4	3.2	26.5	16.8	3.2
D16	28.8	24.7	14.0	18.8	12.0	1.7
D17	25.9	33.1	7.9	20.9	10.1	2.2
D19	27.7	21.4	1.7	22.5	26.6	
D3-5	18.2	19.5	7.8	27.7	25.6	1.2
D6	13.9	17.4	9.9	32.7	24.7	1.3
D7	17.7	19.8	7.2	27.1	27.6	0.6
D8	15.8	16.0	7.4	26.8	32.9	1.1
D9	10.8	18.7	8.9	27.1	34.0	0.5
G1	23.6	29.6	7.9	22.8	16.1	

Q98. How about season dates? (How satisfied or dissatisfied are you with this [for this hunt / in this zone] in the past 5 years?)						
	Very satisfied	Somewhat satisfied	Neither satisfied nor dissatisfied	Somewhat dissatisfied	Very dissatisfied	Don't Know
G10	44.9	24.5	8.2	14.3	8.2	
G11	20.9	32.6	4.7	30.2	11.6	
G12	41.2	5.9	17.6	23.5	11.8	
G13	23.1	26.5	6.8	31.6	12.0	
G19	85.7	7.1			7.1	
G21	40.0	26.7	6.7		26.7	
G3	80.0	5.0		15.0		
G37	15.4			53.8	30.8	
G38	18.3	23.8	5.6	34.1	16.7	1.6
G39		40.0	20.0	20.0	20.0	
G6	26.1	26.1	8.7	26.1	13.0	
G7	50.0	16.7		25.0	8.3	
G8	27.3	27.3	18.2	18.2	9.1	
GO		20.0		20.0	60.0	
J1	28.6	57.1		14.3		
J10	66.7	8.3	2.8	5.6	16.7	
J11	22.7	22.7	9.1	13.6	31.8	
J12	100.0					
J13	33.3	33.3		33.3		
J14	41.7	8.3		16.7	33.3	
J15		16.7			83.3	
J16	31.3	15.6		34.4	18.8	
J17	13.3	26.7		26.7	33.3	
J18	32.6	20.9	4.7	14.0	27.9	
J19	22.2	22.2		33.3	22.2	
J20	30.8	7.7		30.8	30.8	
J21	59.3	29.6		3.7	7.4	
J3	72.7			18.2	9.1	
J4	54.5	18.2			27.3	
J7	75.0	25.0				
J8				100.0		
J9	100.0					
M11	66.7	22.2		11.1		
M3	58.8	23.5		5.9	11.8	
M4	22.2	44.4		22.2	11.1	
M5	50.0	25.0	25.0			
M6	20.0	37.8	2.2	17.8	22.2	
M7	42.4	30.3	3.0	12.1	12.1	
M8	15.4	38.5	7.7	23.1	15.4	
M9	58.3	25.0		16.7		
MA1	40.0	20.0	6.3	18.8	12.5	2.5
MA3	50.0	24.1		22.2	3.7	
OZ	20.0	60.0			20.0	
X1	27.1	24.5	8.4	21.3	17.4	1.3
X10	30.8	23.1	4.9	25.2	12.6	3.5
X12	23.6	23.1	6.1	21.7	24.1	1.4
X2	27.3	22.7	5.7	19.3	23.9	1.1
X3A	21.8	28.9	6.3	22.5	19.0	1.4
X3B	31.8	20.8	7.1	22.7	14.9	2.6

Q98. How about season dates? (How satisfied or dissatisfied are you with this [for this hunt / in this zone] in the past 5 years?)						
	Very satisfied	Somewhat satisfied	Neither satisfied nor dissatisfied	Somewhat dissatisfied	Very dissatisfied	Don't Know
X4	23.8	21.2	6.6	25.2	21.2	2.0
X5A	44.9	16.3	8.2	20.4	8.2	2.0
X5B	29.0	22.6		16.1	32.3	
X6A	20.3	30.8	6.0	22.6	19.5	0.8
X6B	32.4	14.4	8.6	25.2	18.7	0.7
X7A	18.5	23.1	5.6	25.0	25.9	1.9
X7B	12.3	28.8	5.5	34.2	17.8	1.4
X8	19.8	30.2	8.5	20.8	16.0	4.7
X9A	28.9	22.2	10.2	20.9	16.9	0.9
X9B	28.0	23.2	6.4	20.8	20.0	1.6
X9C	52.9	16.0	6.7	10.9	9.2	4.2

The tabulation for the question about season dates is also shown sorted by *very* satisfied.

Q98. How about season dates? (How satisfied or dissatisfied are you with this [for this hunt / in this zone] in the past 5 years?)						
	Very satisfied	Somewhat satisfied	Neither satisfied nor dissatisfied	Somewhat dissatisfied	Very dissatisfied	Don't Know
J12	100.0					
J9	100.0					
G19	85.7	7.1			7.1	
A26	81.3	12.5		6.3		
G3	80.0	5.0		15.0		
J7	75.0	25.0				
J3	72.7			18.2	9.1	
J10	66.7	8.3	2.8	5.6	16.7	
M11	66.7	22.2		11.1		
J21	59.3	29.6		3.7	7.4	
M3	58.8	23.5		5.9	11.8	
M9	58.3	25.0		16.7		
A24	57.1	16.3	2.0	14.3	10.2	
A13	54.5	27.3	4.5	4.5	9.1	
A31	54.5	16.4	7.3	13.9	7.3	0.6
J4	54.5	18.2			27.3	
X9C	52.9	16.0	6.7	10.9	9.2	4.2
A27	50.0			50.0		
A33	50.0	20.8		16.7	8.3	4.2
G7	50.0	16.7		25.0	8.3	
M5	50.0	25.0	25.0			
MA3	50.0	24.1		22.2	3.7	
A5	47.8	13.0	4.3	30.4	4.3	
A16	45.2	24.7	9.6	16.4	4.1	
A22	45.1	26.1	3.3	17.0	7.8	0.7
G10	44.9	24.5	8.2	14.3	8.2	
X5A	44.9	16.3	8.2	20.4	8.2	2.0
A15	43.5	13.0	8.7	21.7	13.0	
M7	42.4	30.3	3.0	12.1	12.1	
D12	42.0	22.7	5.3	18.0	11.3	0.7
A3	41.9	24.2	1.6	22.6	9.7	
J14	41.7	8.3		16.7	33.3	
G12	41.2	5.9	17.6	23.5	11.8	
A11	40.0	24.0	4.0	28.0	4.0	
G21	40.0	26.7	6.7		26.7	
MA1	40.0	20.0	6.3	18.8	12.5	2.5
A6	38.5	28.2	5.1	23.1	2.6	2.6
A18	37.8	10.8	13.5	27.0	10.8	
A9	33.3			33.3	33.3	
J13	33.3	33.3		33.3		
J18	32.6	20.9	4.7	14.0	27.9	
X6B	32.4	14.4	8.6	25.2	18.7	0.7
A12	31.9	29.8	4.3	19.1	12.8	2.1
X3B	31.8	20.8	7.1	22.7	14.9	2.6
J16	31.3	15.6		34.4	18.8	
D15	31.0	19.4	3.2	26.5	16.8	3.2

Q98. How about season dates? (How satisfied or dissatisfied are you with this [for this hunt / in this zone] in the past 5 years?)						
	Very satisfied	Somewhat satisfied	Neither satisfied nor dissatisfied	Somewhat dissatisfied	Very dissatisfied	Don't Know
A14	30.8	38.5	7.7	15.4	7.7	
J20	30.8	7.7		30.8	30.8	
X10	30.8	23.1	4.9	25.2	12.6	3.5
D13	30.7	15.1	7.5	21.6	22.1	3.0
A	29.9	21.7	6.5	21.5	19.8	0.6
A7	29.8	24.6	3.5	19.3	19.3	3.5
A17	29.2	16.7	10.4	25.0	16.7	2.1
X5B	29.0	22.6		16.1	32.3	
X9A	28.9	22.2	10.2	20.9	16.9	0.9
D16	28.8	24.7	14.0	18.8	12.0	1.7
J1	28.6	57.1		14.3		
X9B	28.0	23.2	6.4	20.8	20.0	1.6
A25	27.8	16.7	27.8	16.7	11.1	
D19	27.7	21.4	1.7	22.5	26.6	
A20	27.5	30.0	2.5	25.0	10.0	5.0
G8	27.3	27.3	18.2	18.2	9.1	
X2	27.3	22.7	5.7	19.3	23.9	1.1
X1	27.1	24.5	8.4	21.3	17.4	1.3
G6	26.1	26.1	8.7	26.1	13.0	
A1	26.0	21.1	9.4	28.3	14.3	0.9
D17	25.9	33.1	7.9	20.9	10.1	2.2
A32	25.0	25.0	6.3	28.1	15.6	
D11	24.3	20.1	10.3	27.1	16.4	1.9
X4	23.8	21.2	6.6	25.2	21.2	2.0
B	23.6	21.5	5.7	27.2	20.9	1.0
G1	23.6	29.6	7.9	22.8	16.1	
X12	23.6	23.1	6.1	21.7	24.1	1.4
G13	23.1	26.5	6.8	31.6	12.0	
J11	22.7	22.7	9.1	13.6	31.8	
D10	22.2	14.3	0.8	30.2	32.5	
J19	22.2	22.2		33.3	22.2	
M4	22.2	44.4		22.2	11.1	
X3A	21.8	28.9	6.3	22.5	19.0	1.4
G11	20.9	32.6	4.7	30.2	11.6	
X6A	20.3	30.8	6.0	22.6	19.5	0.8
C	20.2	18.2	10.0	27.9	22.2	1.5
M6	20.0	37.8	2.2	17.8	22.2	
OZ	20.0	60.0			20.0	
X8	19.8	30.2	8.5	20.8	16.0	4.7
X7A	18.5	23.1	5.6	25.0	25.9	1.9
G38	18.3	23.8	5.6	34.1	16.7	1.6
D3-5	18.2	19.5	7.8	27.7	25.6	1.2
D7	17.7	19.8	7.2	27.1	27.6	0.6
A4	16.7	33.3		33.3		16.7
AO	16.2	19.5	10.5	26.4	25.9	1.7
A19	16.1	16.1		29.0	35.5	3.2
D8	15.8	16.0	7.4	26.8	32.9	1.1
G37	15.4			53.8	30.8	
M8	15.4	38.5	7.7	23.1	15.4	

Q98. How about season dates? (How satisfied or dissatisfied are you with this [for this hunt / in this zone] in the past 5 years?)						
	Very satisfied	Somewhat satisfied	Neither satisfied nor dissatisfied	Somewhat dissatisfied	Very dissatisfied	Don't Know
D14	14.0	14.0	7.6	39.0	24.2	1.3
D6	13.9	17.4	9.9	32.7	24.7	1.3
J17	13.3	26.7		26.7	33.3	
A8	12.5	12.5	12.5	37.5	25.0	
X7B	12.3	28.8	5.5	34.2	17.8	1.4
D9	10.8	18.7	8.9	27.1	34.0	0.5
A30	9.1	22.7		36.4	27.3	4.5
A21	6.7	20.0		20.0	46.7	6.7
G39		40.0	20.0	20.0	20.0	
GO		20.0		20.0	60.0	
J15		16.7			83.3	
J8				100.0		

Q99. How about the number of tags issued overall? (How satisfied or dissatisfied are you with this [for this hunt / in this zone] in the past 5 years?)						
	Very satisfied	Somewhat satisfied	Neither satisfied nor dissatisfied	Somewhat dissatisfied	Very dissatisfied	Don't Know
A	48.7	22.8	15.3	7.0	4.7	1.5
A1	32.7	17.5	15.2	17.5	13.5	3.6
A11	36.0	8.0	8.0	36.0	12.0	
A12	25.5	29.8	12.8	21.3	8.5	2.1
A13	50.0	18.2	9.1	13.6	4.5	4.5
A14	38.5	30.8	15.4	15.4		
A15	52.2	13.0	8.7	21.7	4.3	
A16	23.3	21.9	9.6	28.8	13.7	2.7
A17	33.3	29.2	8.3	10.4	10.4	8.3
A18	40.5	16.2	5.4	21.6	8.1	8.1
A19	41.9	19.4	22.6		12.9	3.2
A20	22.5	37.5	15.0	10.0	12.5	2.5
A21	33.3	33.3		20.0	6.7	6.7
A22	28.8	28.1	7.2	15.0	16.3	4.6
A24	55.1	14.3	2.0	18.4	8.2	2.0
A25	44.4	27.8	5.6	5.6	16.7	
A26	50.0	12.5	12.5	25.0		
A27			50.0	50.0		
A3	41.9	21.0	11.3	8.1	17.7	
A30	45.5	40.9	4.5	4.5	4.5	
A31	40.6	29.1	12.1	11.5	4.2	2.4
A32	34.4	21.9	15.6	9.4	6.3	12.5
A33	45.8	25.0	8.3	8.3	8.3	4.2
A4	33.3	16.7		16.7		33.3
A5	34.8	17.4	4.3	13.0	21.7	8.7
A6	41.0	25.6	10.3	20.5		2.6
A7	35.1	31.6	10.5	17.5	3.5	1.8
A8	12.5	37.5	12.5	25.0	12.5	
A9	33.3		33.3		33.3	
AO	32.8	20.0	20.4	10.9	11.2	4.8
B	33.2	22.5	11.3	14.4	15.3	3.4
C	25.9	22.9	21.0	15.0	10.8	4.4
D10	52.4	24.6	7.1	5.6	3.2	7.1
D11	34.1	20.6	15.9	11.7	9.8	7.9
D12	44.7	28.0	8.7	8.7	6.7	3.3
D13	34.2	16.1	12.1	17.1	16.6	4.0
D14	24.6	18.6	20.3	16.1	16.9	3.4
D15	41.9	19.4	9.0	10.3	12.3	7.1
D16	24.6	18.1	20.8	17.1	13.7	5.8
D17	35.3	26.6	10.1	15.8	6.5	5.8
D19	43.9	24.3	6.9	12.7	8.1	4.0
D3-5	34.0	21.8	16.1	11.5	12.4	4.3
D6	19.3	19.6	20.9	20.4	17.4	2.4
D7	20.7	18.8	13.4	17.1	27.9	2.1
D8	33.1	15.8	14.6	14.4	16.7	5.4
D9	23.6	24.6	14.3	15.8	18.2	3.4
G1	21.0	26.2	18.4	21.7	9.7	3.0

Q99. How about the number of tags issued overall? (How satisfied or dissatisfied are you with this [for this hunt / in this zone] in the past 5 years?)						
	Very satisfied	Somewhat satisfied	Neither satisfied nor dissatisfied	Somewhat dissatisfied	Very dissatisfied	Don't Know
G10	40.8	24.5	2.0	12.2	20.4	
G11	18.6	30.2	4.7	30.2	14.0	2.3
G12	52.9	11.8	17.6	11.8		5.9
G13	23.1	33.3	6.8	22.2	11.1	3.4
G19	64.3	7.1	7.1	21.4		
G21	53.3	20.0	13.3	13.3		
G3	55.0	15.0		10.0	20.0	
G37	38.5	23.1	15.4	15.4	7.7	
G38	34.1	37.3	11.1	7.9	4.0	5.6
G39	80.0	20.0				
G6	26.1	43.5		17.4	8.7	4.3
G7	50.0	16.7		33.3		
G8	18.2	36.4	9.1	9.1	27.3	
GO	40.0	40.0		20.0		
J1	57.1	42.9				
J10	58.3	11.1	5.6	8.3	11.1	5.6
J11	36.4	31.8	9.1	13.6	9.1	
J12	75.0				25.0	
J13	44.4	44.4	11.1			
J14	50.0	25.0	8.3		16.7	
J15	33.3	50.0		16.7		
J16	40.6	37.5	3.1	9.4	9.4	
J17	33.3	66.7				
J18	51.2	18.6		14.0	11.6	4.7
J19	66.7			11.1	22.2	
J20	30.8	30.8	23.1	7.7	7.7	
J21	74.1	7.4	3.7	3.7	3.7	7.4
J3	63.6	9.1		27.3		
J4	54.5	9.1	9.1		27.3	
J7	25.0	75.0				
J8	100.0					
J9	33.3					66.7
M11	33.3	22.2	11.1	11.1	11.1	11.1
M3	47.1	17.6	5.9	11.8	11.8	5.9
M4	22.2	44.4	11.1	22.2		
M5	25.0	25.0	25.0		25.0	
M6	33.3	35.6	17.8		13.3	
M7	36.4	40.9	7.6	9.1	4.5	1.5
M8	46.2	30.8	7.7		7.7	7.7
M9	58.3	8.3	8.3	25.0		
MA1	50.0	26.3	5.0	10.0	6.3	2.5
MA3	64.8	27.8	5.6			1.9
OZ	40.0	40.0			20.0	
X1	21.3	30.3	11.6	20.0	12.3	4.5
X10	37.8	29.4	12.6	9.1	5.6	5.6
X12	26.9	32.1	16.0	13.7	9.0	2.4
X2	33.0	22.7	5.7	14.8	14.8	9.1
X3A	20.4	33.8	14.1	16.9	9.9	4.9
X3B	22.7	32.5	8.4	16.9	15.6	3.9

Q99. How about the number of tags issued overall? (How satisfied or dissatisfied are you with this [for this hunt / in this zone] in the past 5 years?)						
	Very satisfied	Somewhat satisfied	Neither satisfied nor dissatisfied	Somewhat dissatisfied	Very dissatisfied	Don't Know
X4	17.9	31.8	11.3	19.2	12.6	7.3
X5A	40.8	22.4	8.2	16.3	8.2	4.1
X5B	29.0	12.9	12.9	25.8	19.4	
X6A	28.6	30.1	12.0	16.5	9.8	3.0
X6B	30.9	25.9	16.5	10.8	10.8	5.0
X7A	20.4	27.8	11.1	20.4	13.9	6.5
X7B	28.8	30.1	12.3	12.3	9.6	6.8
X8	34.0	23.6	10.4	13.2	13.2	5.7
X9A	25.3	32.9	13.3	16.4	8.0	4.0
X9B	36.0	32.0	12.0	14.4	2.4	3.2
X9C	43.7	22.7	7.6	8.4	11.8	5.9

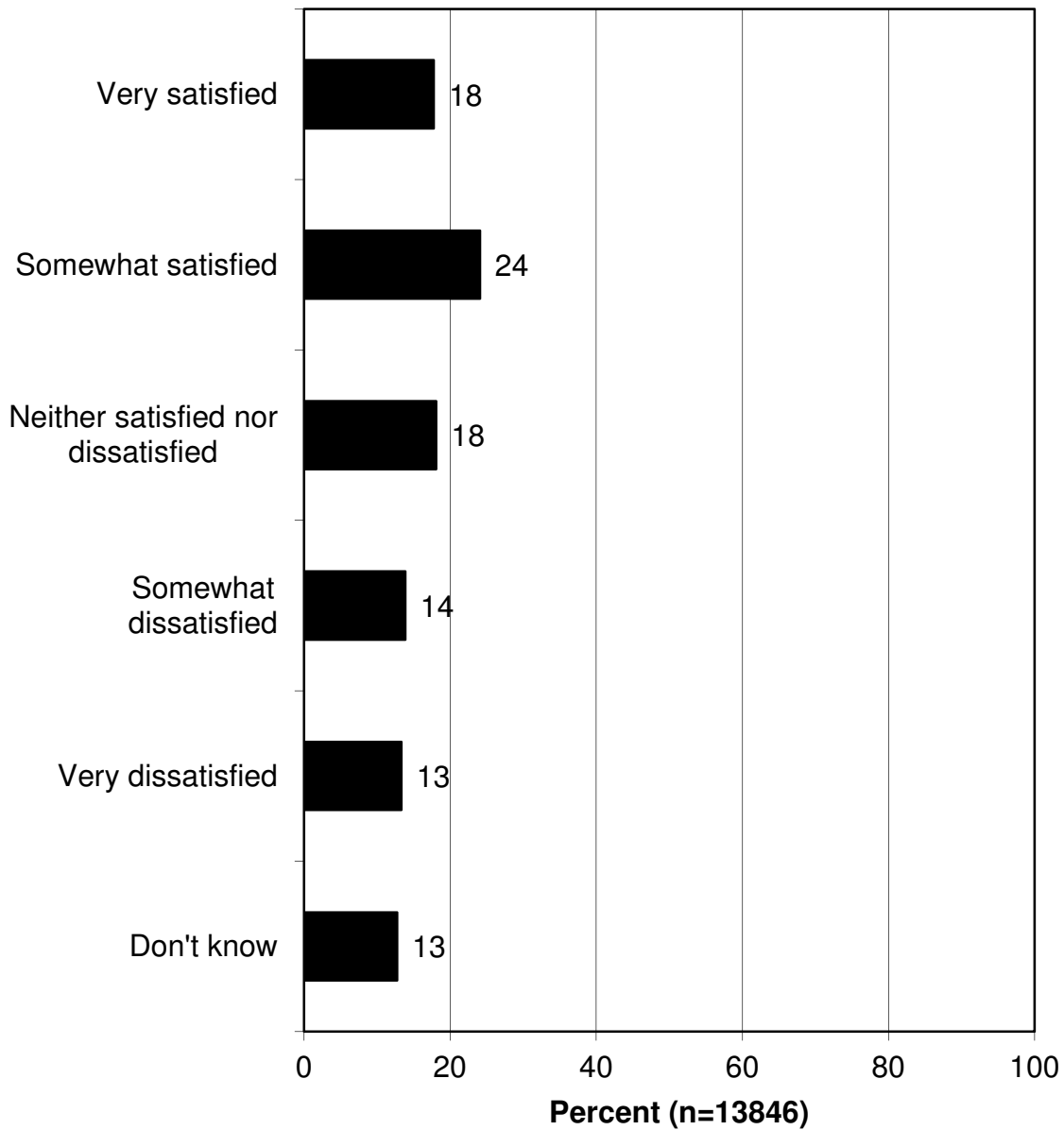
The tabulation for the question about the number of tags issued is also shown sorted by *very* satisfied.

Q99. How about the number of tags issued overall? (How satisfied or dissatisfied are you with this [for this hunt / in this zone] in the past 5 years?)						
	Very satisfied	Somewhat satisfied	Neither satisfied nor dissatisfied	Somewhat dissatisfied	Very dissatisfied	Don't Know
J8	100.0					
G39	80.0	20.0				
J12	75.0				25.0	
J21	74.1	7.4	3.7	3.7	3.7	7.4
J19	66.7			11.1	22.2	
MA3	64.8	27.8	5.6			1.9
G19	64.3	7.1	7.1	21.4		
J3	63.6	9.1		27.3		
J10	58.3	11.1	5.6	8.3	11.1	5.6
M9	58.3	8.3	8.3	25.0		
J1	57.1	42.9				
A24	55.1	14.3	2.0	18.4	8.2	2.0
G3	55.0	15.0		10.0	20.0	
J4	54.5	9.1	9.1		27.3	
G21	53.3	20.0	13.3	13.3		
G12	52.9	11.8	17.6	11.8		5.9
D10	52.4	24.6	7.1	5.6	3.2	7.1
A15	52.2	13.0	8.7	21.7	4.3	
J18	51.2	18.6		14.0	11.6	4.7
A13	50.0	18.2	9.1	13.6	4.5	4.5
A26	50.0	12.5	12.5	25.0		
G7	50.0	16.7		33.3		
J14	50.0	25.0	8.3		16.7	
MA1	50.0	26.3	5.0	10.0	6.3	2.5
A	48.7	22.8	15.3	7.0	4.7	1.5
M3	47.1	17.6	5.9	11.8	11.8	5.9
M8	46.2	30.8	7.7		7.7	7.7
A33	45.8	25.0	8.3	8.3	8.3	4.2
A30	45.5	40.9	4.5	4.5	4.5	
D12	44.7	28.0	8.7	8.7	6.7	3.3
A25	44.4	27.8	5.6	5.6	16.7	
J13	44.4	44.4	11.1			
D19	43.9	24.3	6.9	12.7	8.1	4.0
X9C	43.7	22.7	7.6	8.4	11.8	5.9
A19	41.9	19.4	22.6		12.9	3.2
A3	41.9	21.0	11.3	8.1	17.7	
D15	41.9	19.4	9.0	10.3	12.3	7.1
A6	41.0	25.6	10.3	20.5		2.6
G10	40.8	24.5	2.0	12.2	20.4	
X5A	40.8	22.4	8.2	16.3	8.2	4.1
A31	40.6	29.1	12.1	11.5	4.2	2.4
J16	40.6	37.5	3.1	9.4	9.4	
A18	40.5	16.2	5.4	21.6	8.1	8.1
GO	40.0	40.0		20.0		
OZ	40.0	40.0			20.0	

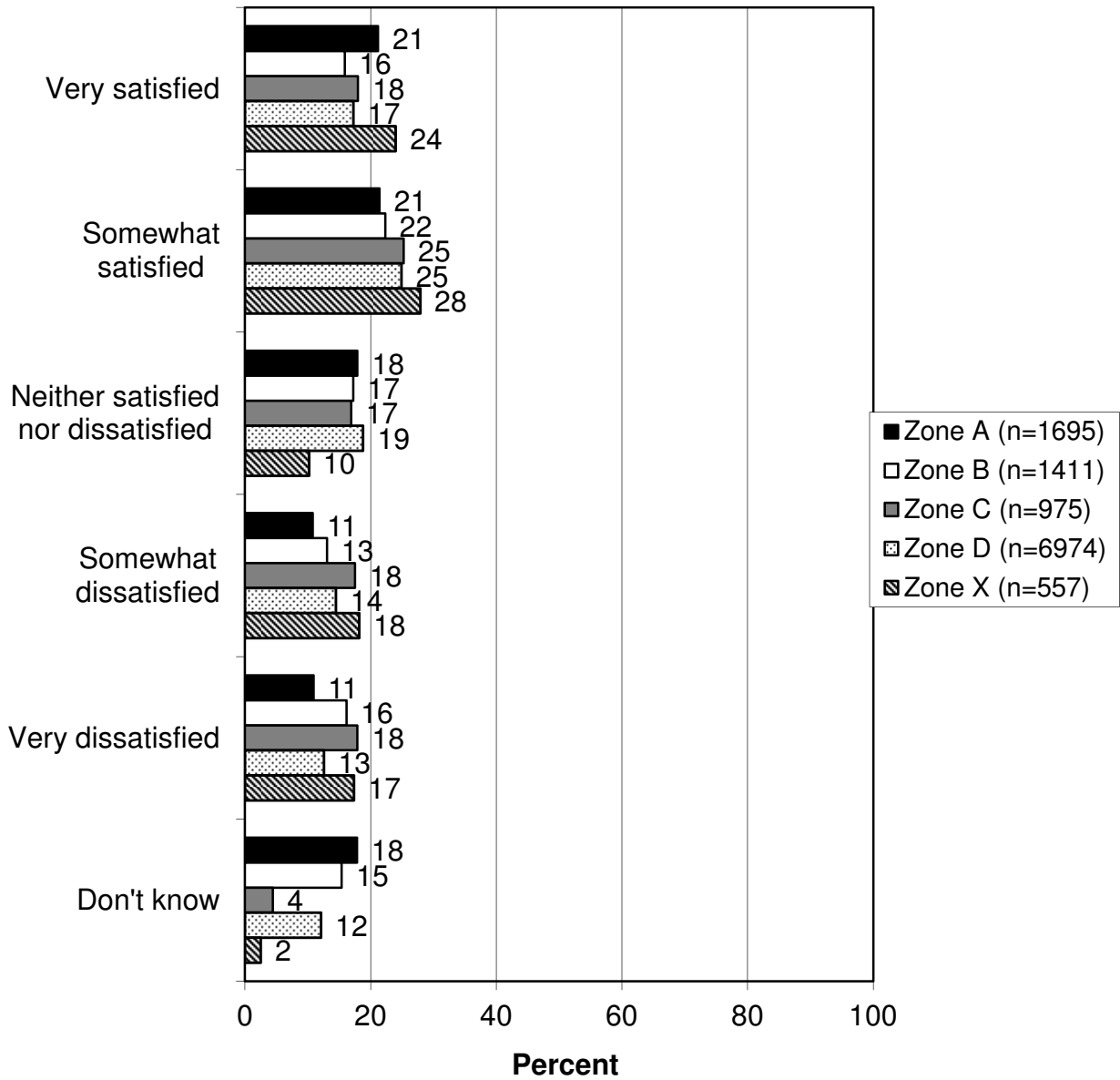
Q99. How about the number of tags issued overall? (How satisfied or dissatisfied are you with this [for this hunt / in this zone] in the past 5 years?)						
	Very satisfied	Somewhat satisfied	Neither satisfied nor dissatisfied	Somewhat dissatisfied	Very dissatisfied	Don't Know
A14	38.5	30.8	15.4	15.4		
G37	38.5	23.1	15.4	15.4	7.7	
X10	37.8	29.4	12.6	9.1	5.6	5.6
J11	36.4	31.8	9.1	13.6	9.1	
M7	36.4	40.9	7.6	9.1	4.5	1.5
A11	36.0	8.0	8.0	36.0	12.0	
X9B	36.0	32.0	12.0	14.4	2.4	3.2
D17	35.3	26.6	10.1	15.8	6.5	5.8
A7	35.1	31.6	10.5	17.5	3.5	1.8
A5	34.8	17.4	4.3	13.0	21.7	8.7
A32	34.4	21.9	15.6	9.4	6.3	12.5
D13	34.2	16.1	12.1	17.1	16.6	4.0
D11	34.1	20.6	15.9	11.7	9.8	7.9
G38	34.1	37.3	11.1	7.9	4.0	5.6
D3-5	34.0	21.8	16.1	11.5	12.4	4.3
X8	34.0	23.6	10.4	13.2	13.2	5.7
A17	33.3	29.2	8.3	10.4	10.4	8.3
A21	33.3	33.3		20.0	6.7	6.7
A4	33.3	16.7		16.7		33.3
A9	33.3		33.3		33.3	
J15	33.3	50.0		16.7		
J17	33.3	66.7				
J9	33.3					66.7
M11	33.3	22.2	11.1	11.1	11.1	11.1
M6	33.3	35.6	17.8		13.3	
B	33.2	22.5	11.3	14.4	15.3	3.4
D8	33.1	15.8	14.6	14.4	16.7	5.4
X2	33.0	22.7	5.7	14.8	14.8	9.1
AO	32.8	20.0	20.4	10.9	11.2	4.8
A1	32.7	17.5	15.2	17.5	13.5	3.6
X6B	30.9	25.9	16.5	10.8	10.8	5.0
J20	30.8	30.8	23.1	7.7	7.7	
X5B	29.0	12.9	12.9	25.8	19.4	
A22	28.8	28.1	7.2	15.0	16.3	4.6
X7B	28.8	30.1	12.3	12.3	9.6	6.8
X6A	28.6	30.1	12.0	16.5	9.8	3.0
X12	26.9	32.1	16.0	13.7	9.0	2.4
G6	26.1	43.5		17.4	8.7	4.3
C	25.9	22.9	21.0	15.0	10.8	4.4
A12	25.5	29.8	12.8	21.3	8.5	2.1
X9A	25.3	32.9	13.3	16.4	8.0	4.0
J7	25.0	75.0				
M5	25.0	25.0	25.0		25.0	
D14	24.6	18.6	20.3	16.1	16.9	3.4
D16	24.6	18.1	20.8	17.1	13.7	5.8
D9	23.6	24.6	14.3	15.8	18.2	3.4
A16	23.3	21.9	9.6	28.8	13.7	2.7
G13	23.1	33.3	6.8	22.2	11.1	3.4
X3B	22.7	32.5	8.4	16.9	15.6	3.9

Q99. How about the number of tags issued overall? (How satisfied or dissatisfied are you with this [for this hunt / in this zone] in the past 5 years?)						
	Very satisfied	Somewhat satisfied	Neither satisfied nor dissatisfied	Somewhat dissatisfied	Very dissatisfied	Don't Know
A20	22.5	37.5	15.0	10.0	12.5	2.5
M4	22.2	44.4	11.1	22.2		
X1	21.3	30.3	11.6	20.0	12.3	4.5
G1	21.0	26.2	18.4	21.7	9.7	3.0
D7	20.7	18.8	13.4	17.1	27.9	2.1
X3A	20.4	33.8	14.1	16.9	9.9	4.9
X7A	20.4	27.8	11.1	20.4	13.9	6.5
D6	19.3	19.6	20.9	20.4	17.4	2.4
G11	18.6	30.2	4.7	30.2	14.0	2.3
G8	18.2	36.4	9.1	9.1	27.3	
X4	17.9	31.8	11.3	19.2	12.6	7.3
A8	12.5	37.5	12.5	25.0	12.5	
A27			50.0	50.0		

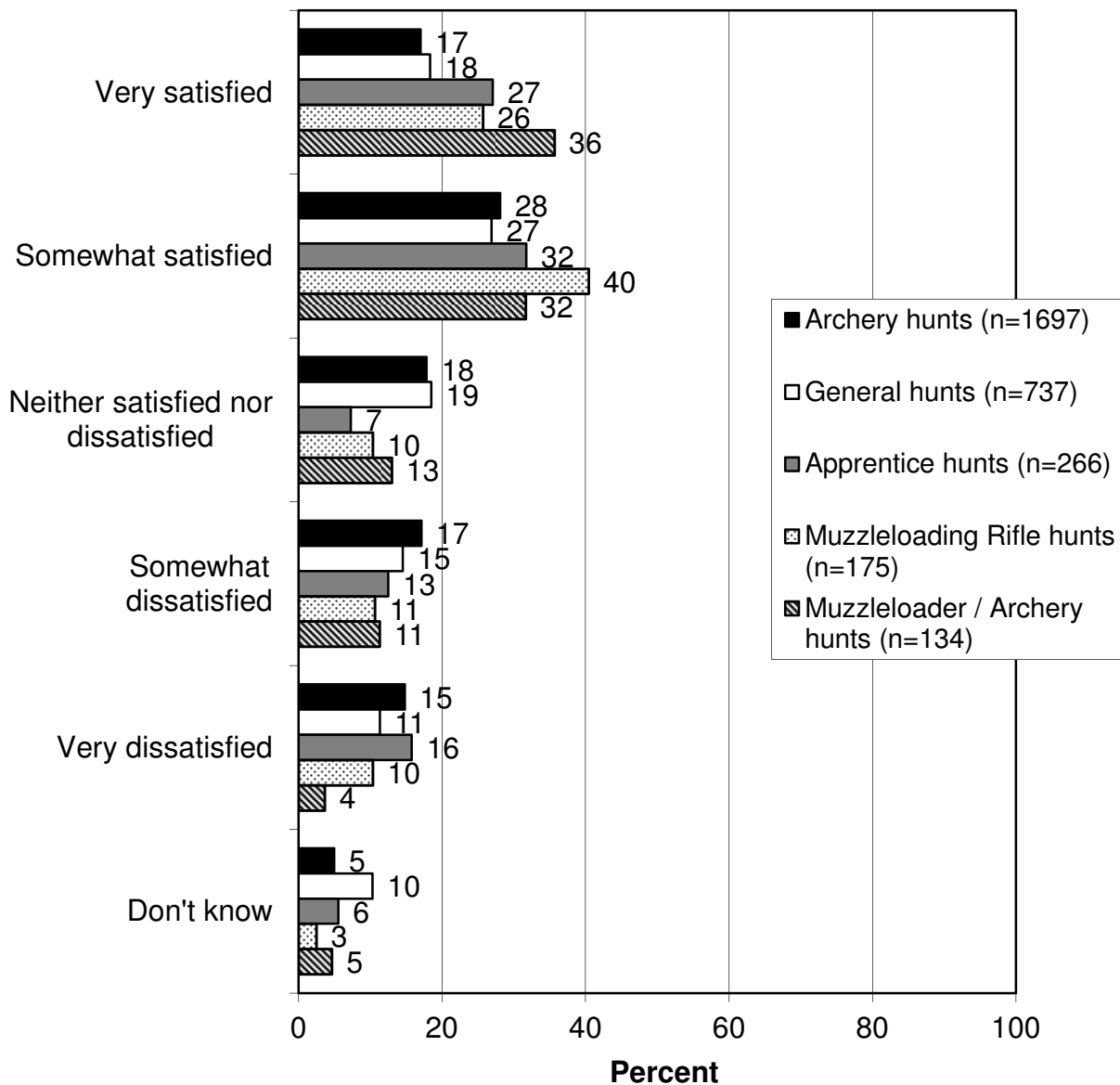
Q101. Deer tags for some specific zones and hunts are distributed using a draw system. Overall, how satisfied or dissatisfied are you with the Big Game Drawing system for premium deer hunt tags in California?



Q101. Deer tags for some specific zones and hunts are distributed using a draw system. Overall, how satisfied or dissatisfied are you with the Big Game Drawing system for premium deer hunt tags in California?



Q101. Deer tags for some specific zones and hunts are distributed using a draw system. Overall, how satisfied or dissatisfied are you with the Big Game Drawing system for premium deer hunt tags in California?



Q101. Deer tags for some specific zones and hunts are distributed using a draw system. Overall, how satisfied or dissatisfied are you with the Big Game Drawing system for premium deer hunt tags in California?						
	Very satisfied	Somewhat satisfied	Neither satisfied nor dissatisfied	Somewhat dissatisfied	Very dissatisfied	Don't know
A	21.2	21.4	17.9	10.8	10.9	17.8
A1	19.7	29.1	14.8	15.7	19.3	1.3
A11	12.0	32.0	24.0	20.0	12.0	
A12	27.7	34.0	12.8	14.9	10.6	
A13	40.9	50.0	4.5	4.5		
A14	30.8	23.1	15.4	23.1	7.7	
A15	47.8	21.7	8.7	13.0	8.7	
A16	31.5	20.5	13.7	12.3	19.2	2.7
A17	20.8	18.8	10.4	25.0	20.8	4.2
A18	24.3	29.7	8.1	21.6	16.2	
A19	16.1	29.0	9.7	22.6	19.4	3.2
A20	25.0	27.5	10.0	12.5	20.0	5.0
A21	26.7	40.0		13.3	20.0	
A22	15.0	21.6	20.3	14.4	18.3	10.5
A24	40.8	28.6	6.1	8.2	10.2	6.1
A25	33.3	44.4	16.7	5.6		
A26	12.5	37.5	12.5	12.5	18.8	6.3
A27				50.0	50.0	
A3	22.6	35.5	12.9	11.3	14.5	3.2
A30	22.7	45.5	13.6	13.6		4.5
A31	32.1	26.7	15.2	17.0	6.7	2.4
A32	6.3	37.5	6.3	18.8	12.5	18.8
A33	41.7	20.8		20.8	16.7	
A4	16.7	33.3	16.7	16.7	16.7	
A5	21.7	17.4	8.7	4.3	30.4	17.4
A6	23.1	35.9	5.1	20.5	10.3	5.1
A7	17.5	31.6	5.3	17.5	26.3	1.8
A8	12.5	50.0			37.5	
A9	33.3		33.3		33.3	
AO	12.8	28.5	21.1	17.8	14.0	5.7
B	15.9	22.3	17.2	13.0	16.2	15.4
C	17.6	24.3	17.4	18.0	17.6	5.2
D10	23.6	22.0	11.8	11.0	13.4	18.1
D11	21.0	19.2	22.0	11.7	8.4	17.8
D12	40.7	29.3	5.3	7.3	7.3	10.0
D13	14.6	18.6	21.6	18.6	14.1	12.6
D14	14.4	25.0	22.0	13.1	12.3	13.1
D15	19.4	23.2	12.9	12.3	7.1	25.2
D16	14.0	23.9	25.9	16.0	11.6	8.5
D17	29.5	31.7	11.5	10.8	15.1	1.4
D19	25.4	15.6	16.2	10.4	15.6	16.8
D3-5	15.0	25.5	18.5	14.1	13.8	13.1
D6	15.8	26.5	23.6	14.2	8.3	11.5
D7	18.7	25.5	19.1	14.8	9.1	12.8
D8	15.8	22.3	18.5	16.4	14.4	12.6
D9	19.7	22.7	17.7	13.3	19.2	7.4

Q101. Deer tags for some specific zones and hunts are distributed using a draw system. Overall, how satisfied or dissatisfied are you with the Big Game Drawing system for premium deer hunt tags in California?						
	Very satisfied	Somewhat satisfied	Neither satisfied nor dissatisfied	Somewhat dissatisfied	Very dissatisfied	Don't know
G1	15.0	27.3	21.7	16.9	12.4	6.7
G10	22.4	18.4	10.2	10.2	6.1	32.7
G11	11.6	18.6	25.6	7.0	7.0	30.2
G12	41.2	29.4	17.6	5.9	5.9	
G13	26.5	29.9	6.0	15.4	13.7	8.5
G19	21.4	21.4	21.4	21.4	7.1	7.1
G21	53.3	26.7	6.7	6.7	6.7	
G3	55.0	30.0	10.0		5.0	
G37	15.4	46.2	23.1	7.7		7.7
G38	31.0	36.5	9.5	10.3	9.5	3.2
G39	20.0	60.0			20.0	
G6	13.0	21.7	21.7	8.7	34.8	
G7	25.0	33.3		8.3		33.3
G8	27.3	27.3	18.2	9.1	9.1	9.1
GO	40.0	20.0			40.0	
J1	42.9	57.1				
J10	36.1	30.6	11.1	8.3	8.3	5.6
J11	31.8	18.2	4.5	9.1	27.3	9.1
J12	25.0				75.0	
J13	33.3	22.2	22.2		11.1	11.1
J14	25.0	50.0	8.3	8.3	8.3	
J15	16.7	16.7		16.7	50.0	
J16	21.9	15.6	12.5	34.4	9.4	6.3
J17	20.0	46.7	13.3	6.7	13.3	
J18	20.9	39.5		16.3	16.3	7.0
J19	33.3	11.1		22.2	33.3	
J20	30.8	46.2	7.7	7.7	7.7	
J21	18.5	44.4	7.4		25.9	3.7
J3	36.4	36.4			27.3	
J4	9.1	36.4	9.1	18.2	27.3	
J7	25.0	75.0				
J8				50.0		50.0
J9	100.0					
M11	44.4	11.1	11.1	11.1	22.2	
M3	23.5	47.1	5.9		23.5	
M4		44.4		33.3	11.1	11.1
M5		25.0		50.0	25.0	
M6	22.2	40.0	8.9	17.8	11.1	
M7	27.3	45.5	13.6	6.1	3.0	4.5
M8	30.8	15.4		15.4	38.5	
M9	25.0	58.3	16.7			
MA1	32.5	33.8	15.0	15.0	3.8	
MA3	38.9	29.6	11.1	7.4	3.7	9.3
OZ	40.0	40.0			20.0	
X1	22.6	34.8	12.3	16.8	13.5	
X10	31.5	30.8	11.2	11.2	11.2	4.2
X12	26.4	34.9	11.8	16.0	10.4	0.5
X2	19.3	31.8	8.0	13.6	25.0	2.3

Q101. Deer tags for some specific zones and hunts are distributed using a draw system. Overall, how satisfied or dissatisfied are you with the Big Game Drawing system for premium deer hunt tags in California?

	Very satisfied	Somewhat satisfied	Neither satisfied nor dissatisfied	Somewhat dissatisfied	Very dissatisfied	Don't know
X3A	15.5	35.2	13.4	21.1	13.4	1.4
X3B	20.1	40.9	6.5	16.2	14.9	1.3
X4	14.6	27.2	13.9	19.9	22.5	2.0
X5A	18.4	36.7	14.3	16.3	10.2	4.1
X5B	35.5	22.6	9.7	16.1	16.1	
X6A	27.1	27.8	12.8	13.5	18.8	
X6B	23.7	33.8	9.4	14.4	17.3	1.4
X7A	16.7	37.0	13.9	20.4	12.0	
X7B	27.4	26.0	11.0	20.5	13.7	1.4
X8	31.1	30.2	22.6	10.4	3.8	1.9
X9A	19.6	32.0	11.6	22.7	13.3	0.9
X9B	28.8	29.6	11.2	14.4	16.0	
X9C	35.3	31.9	5.0	13.4	13.4	0.8

The tabulation for the question about the Big Game Drawing system is also shown sorted by *very satisfied*.

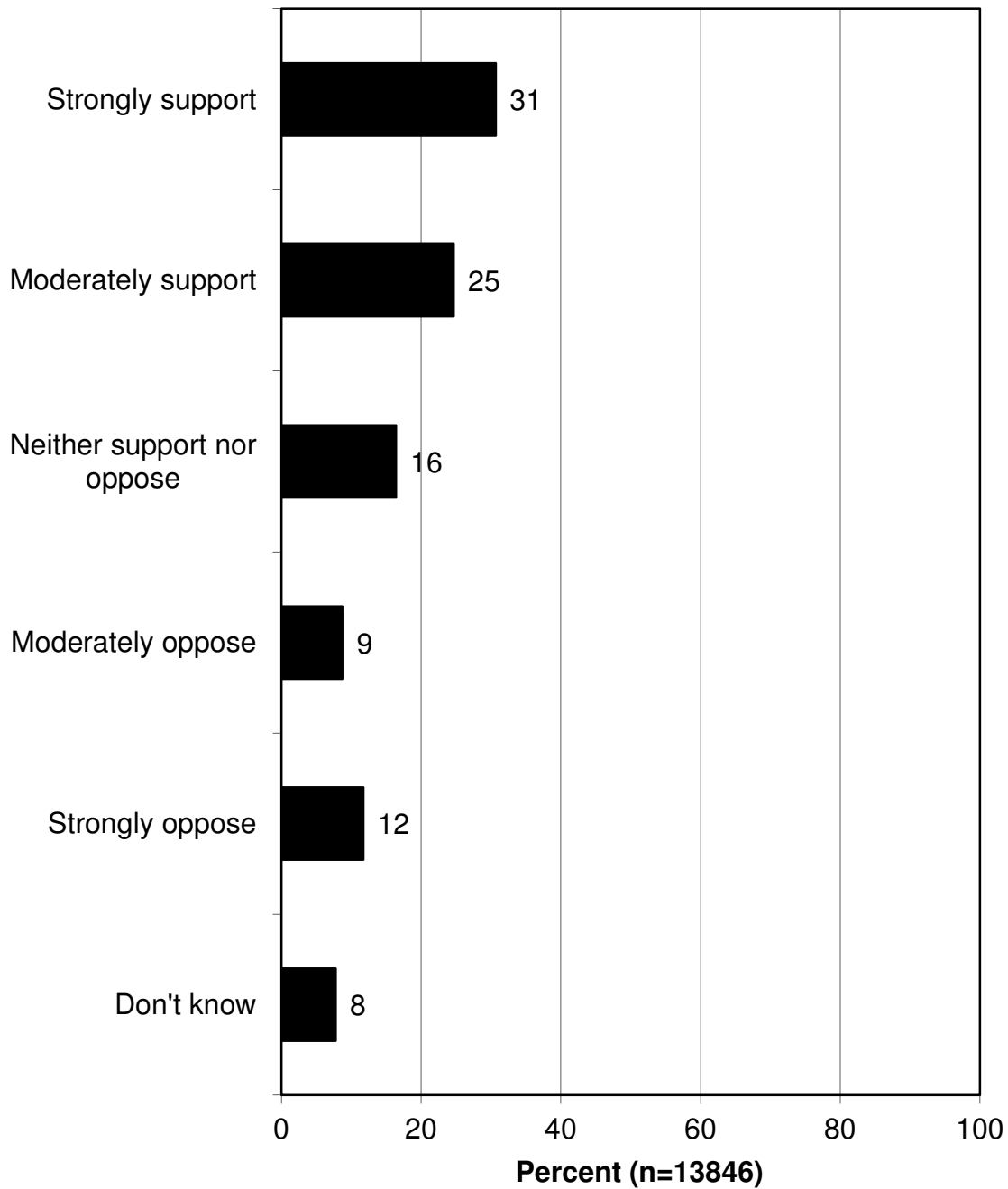
Q101. Deer tags for some specific zones and hunts are distributed using a draw system. Overall, how satisfied or dissatisfied are you with the Big Game Drawing system for premium deer hunt tags in California?						
	Very satisfied	Somewhat satisfied	Neither satisfied nor dissatisfied	Somewhat dissatisfied	Very dissatisfied	Don't know
J9	100.0					
G3	55.0	30.0	10.0		5.0	
G21	53.3	26.7	6.7	6.7	6.7	
A15	47.8	21.7	8.7	13.0	8.7	
M11	44.4	11.1	11.1	11.1	22.2	
J1	42.9	57.1				
A33	41.7	20.8		20.8	16.7	
G12	41.2	29.4	17.6	5.9	5.9	
A13	40.9	50.0	4.5	4.5		
A24	40.8	28.6	6.1	8.2	10.2	6.1
D12	40.7	29.3	5.3	7.3	7.3	10.0
GO	40.0	20.0			40.0	
OZ	40.0	40.0			20.0	
MA3	38.9	29.6	11.1	7.4	3.7	9.3
J3	36.4	36.4			27.3	
J10	36.1	30.6	11.1	8.3	8.3	5.6
X5B	35.5	22.6	9.7	16.1	16.1	
X9C	35.3	31.9	5.0	13.4	13.4	0.8
A25	33.3	44.4	16.7	5.6		
A9	33.3		33.3		33.3	
J13	33.3	22.2	22.2		11.1	11.1
J19	33.3	11.1		22.2	33.3	
MA1	32.5	33.8	15.0	15.0	3.8	
A31	32.1	26.7	15.2	17.0	6.7	2.4
J11	31.8	18.2	4.5	9.1	27.3	9.1
A16	31.5	20.5	13.7	12.3	19.2	2.7
X10	31.5	30.8	11.2	11.2	11.2	4.2
X8	31.1	30.2	22.6	10.4	3.8	1.9
G38	31.0	36.5	9.5	10.3	9.5	3.2
A14	30.8	23.1	15.4	23.1	7.7	
J20	30.8	46.2	7.7	7.7	7.7	
M8	30.8	15.4		15.4	38.5	
D17	29.5	31.7	11.5	10.8	15.1	1.4
X9B	28.8	29.6	11.2	14.4	16.0	
A12	27.7	34.0	12.8	14.9	10.6	
X7B	27.4	26.0	11.0	20.5	13.7	1.4
G8	27.3	27.3	18.2	9.1	9.1	9.1
M7	27.3	45.5	13.6	6.1	3.0	4.5
X6A	27.1	27.8	12.8	13.5	18.8	
A21	26.7	40.0		13.3	20.0	
G13	26.5	29.9	6.0	15.4	13.7	8.5
X12	26.4	34.9	11.8	16.0	10.4	0.5
D19	25.4	15.6	16.2	10.4	15.6	16.8
A20	25.0	27.5	10.0	12.5	20.0	5.0

Q101. Deer tags for some specific zones and hunts are distributed using a draw system. Overall, how satisfied or dissatisfied are you with the Big Game Drawing system for premium deer hunt tags in California?						
	Very satisfied	Somewhat satisfied	Neither satisfied nor dissatisfied	Somewhat dissatisfied	Very dissatisfied	Don't know
G7	25.0	33.3		8.3		33.3
J12	25.0				75.0	
J14	25.0	50.0	8.3	8.3	8.3	
J7	25.0	75.0				
M9	25.0	58.3	16.7			
A18	24.3	29.7	8.1	21.6	16.2	
X6B	23.7	33.8	9.4	14.4	17.3	1.4
D10	23.6	22.0	11.8	11.0	13.4	18.1
M3	23.5	47.1	5.9		23.5	
A6	23.1	35.9	5.1	20.5	10.3	5.1
A30	22.7	45.5	13.6	13.6		4.5
A3	22.6	35.5	12.9	11.3	14.5	3.2
X1	22.6	34.8	12.3	16.8	13.5	
G10	22.4	18.4	10.2	10.2	6.1	32.7
M6	22.2	40.0	8.9	17.8	11.1	
J16	21.9	15.6	12.5	34.4	9.4	6.3
A5	21.7	17.4	8.7	4.3	30.4	17.4
G19	21.4	21.4	21.4	21.4	7.1	7.1
A	21.2	21.4	17.9	10.8	10.9	17.8
D11	21.0	19.2	22.0	11.7	8.4	17.8
J18	20.9	39.5		16.3	16.3	7.0
A17	20.8	18.8	10.4	25.0	20.8	4.2
X3B	20.1	40.9	6.5	16.2	14.9	1.3
G39	20.0	60.0			20.0	
J17	20.0	46.7	13.3	6.7	13.3	
A1	19.7	29.1	14.8	15.7	19.3	1.3
D9	19.7	22.7	17.7	13.3	19.2	7.4
X9A	19.6	32.0	11.6	22.7	13.3	0.9
D15	19.4	23.2	12.9	12.3	7.1	25.2
X2	19.3	31.8	8.0	13.6	25.0	2.3
D7	18.7	25.5	19.1	14.8	9.1	12.8
J21	18.5	44.4	7.4		25.9	3.7
X5A	18.4	36.7	14.3	16.3	10.2	4.1
C	17.6	24.3	17.4	18.0	17.6	5.2
A7	17.5	31.6	5.3	17.5	26.3	1.8
A4	16.7	33.3	16.7	16.7	16.7	
J15	16.7	16.7		16.7	50.0	
X7A	16.7	37.0	13.9	20.4	12.0	
A19	16.1	29.0	9.7	22.6	19.4	3.2
B	15.9	22.3	17.2	13.0	16.2	15.4
D6	15.8	26.5	23.6	14.2	8.3	11.5
D8	15.8	22.3	18.5	16.4	14.4	12.6
X3A	15.5	35.2	13.4	21.1	13.4	1.4
G37	15.4	46.2	23.1	7.7		7.7
A22	15.0	21.6	20.3	14.4	18.3	10.5
D3-5	15.0	25.5	18.5	14.1	13.8	13.1
G1	15.0	27.3	21.7	16.9	12.4	6.7
D13	14.6	18.6	21.6	18.6	14.1	12.6

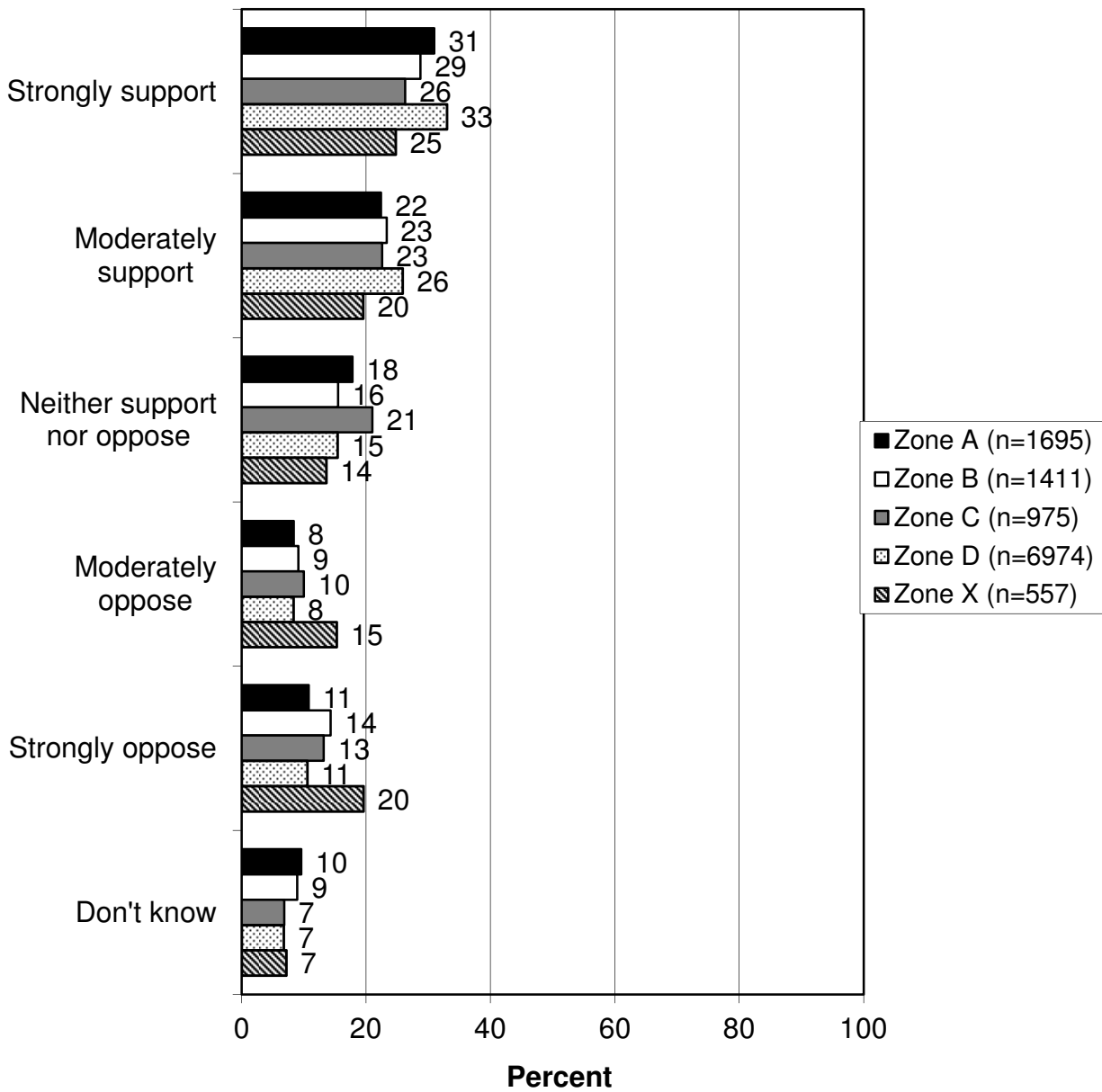
Q101. Deer tags for some specific zones and hunts are distributed using a draw system. Overall, how satisfied or dissatisfied are you with the Big Game Drawing system for premium deer hunt tags in California?

	Very satisfied	Somewhat satisfied	Neither satisfied nor dissatisfied	Somewhat dissatisfied	Very dissatisfied	Don't know
X4	14.6	27.2	13.9	19.9	22.5	2.0
D14	14.4	25.0	22.0	13.1	12.3	13.1
D16	14.0	23.9	25.9	16.0	11.6	8.5
G6	13.0	21.7	21.7	8.7	34.8	
AO	12.8	28.5	21.1	17.8	14.0	5.7
A26	12.5	37.5	12.5	12.5	18.8	6.3
A8	12.5	50.0			37.5	
A11	12.0	32.0	24.0	20.0	12.0	
G11	11.6	18.6	25.6	7.0	7.0	30.2
J4	9.1	36.4	9.1	18.2	27.3	
A32	6.3	37.5	6.3	18.8	12.5	18.8
A27				50.0	50.0	
J8				50.0		50.0
M4		44.4		33.3	11.1	11.1
M5		25.0		50.0	25.0	

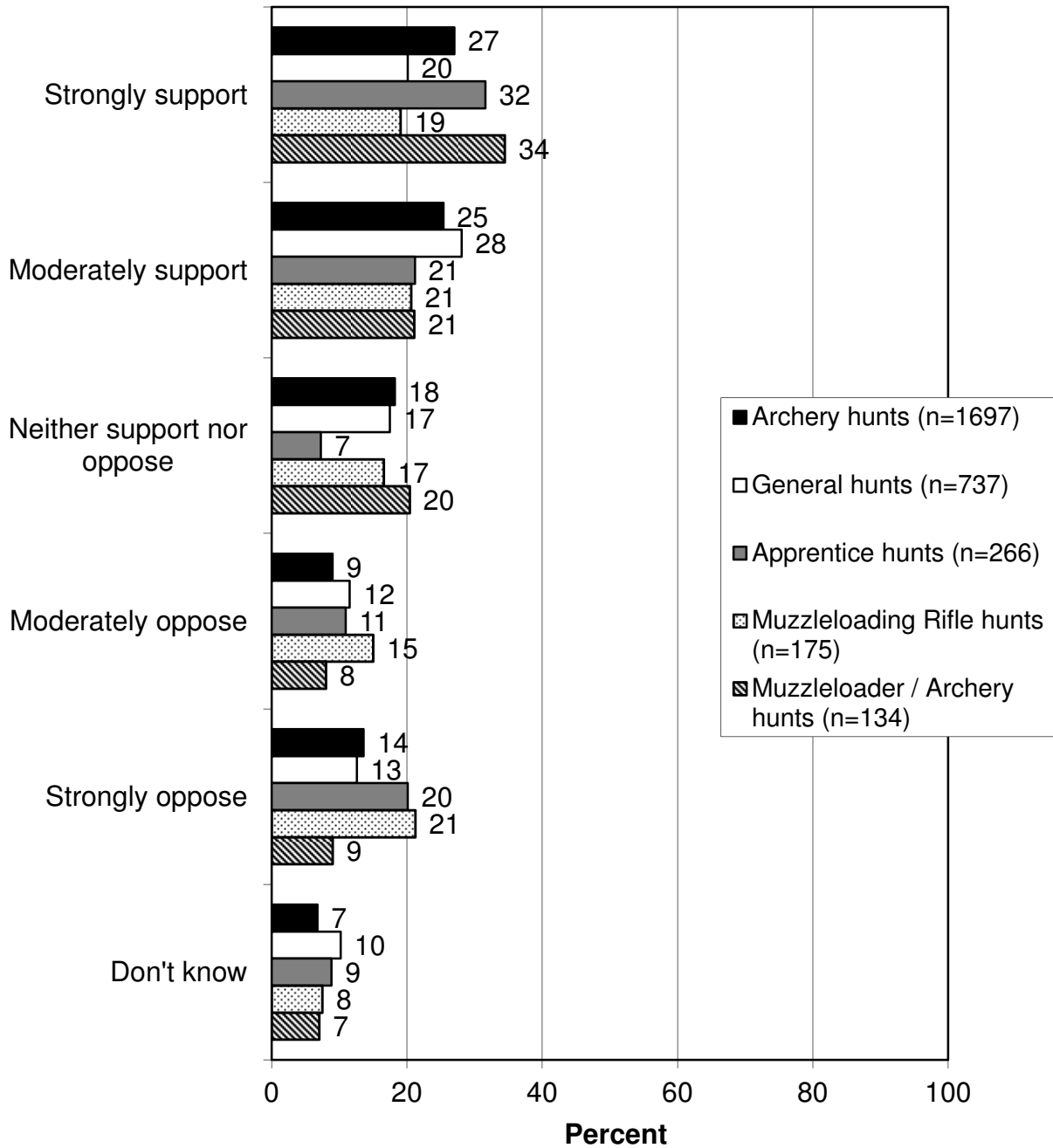
Q102. Would you support or oppose merging some deer zones, so that there are larger but fewer zones?



Q102. Would you support or oppose merging some deer zones, so that there are larger but fewer zones?



Q102. Would you support or oppose merging some deer zones, so that there are larger but fewer zones?



Q102. Would you support or oppose merging some deer zones, so that there are larger but fewer zones?						
	Strongly support	Moderately support	Neither support nor oppose	Moderately oppose	Strongly oppose	Don't know
A	31.0	22.4	17.8	8.4	10.8	9.6
A1	27.4	17.5	16.6	10.8	20.6	7.2
A11	16.0	20.0		28.0	36.0	
A12	25.5	8.5	21.3	10.6	29.8	4.3
A13	36.4	13.6	13.6	4.5	22.7	9.1
A14	23.1	23.1	15.4	7.7	30.8	
A15	30.4	8.7	17.4	17.4	21.7	4.3
A16	17.8	23.3	16.4	8.2	27.4	6.8
A17	35.4	22.9	6.3	14.6	12.5	8.3
A18	24.3	16.2	13.5	21.6	16.2	8.1
A19	25.8	19.4	22.6	12.9	9.7	9.7
A20	10.0	32.5	12.5	17.5	20.0	7.5
A21	33.3	26.7	6.7		33.3	
A22	33.3	22.2	15.7	5.2	15.7	7.8
A24	24.5	20.4	24.5	6.1	16.3	8.2
A25	38.9	22.2	11.1	5.6	16.7	5.6
A26	31.3	12.5	6.3	6.3	25.0	18.8
A27	50.0					50.0
A3	17.7	22.6	19.4	9.7	22.6	8.1
A30	18.2	13.6	18.2	9.1	36.4	4.5
A31	40.0	17.0	18.2	9.7	7.9	7.3
A32	34.4	25.0	12.5	15.6	6.3	6.3
A33	29.2	12.5	20.8	25.0	12.5	
A4	33.3		16.7	33.3		16.7
A5	39.1	17.4	8.7	8.7	26.1	
A6	12.8	7.7	17.9	25.6	33.3	2.6
A7	26.3	24.6	14.0	10.5	17.5	7.0
A8	12.5	25.0		25.0	12.5	25.0
A9	33.3		33.3			33.3
AO	24.5	30.6	20.2	7.4	10.9	6.4
B	28.8	23.3	15.5	9.1	14.3	8.9
C	26.1	23.8	22.1	9.8	11.4	6.8
D10	37.8	16.5	11.0	14.2	14.2	6.3
D11	40.7	26.6	17.3	4.2	5.6	5.6
D12	20.7	19.3	14.7	14.0	19.3	12.0
D13	43.2	22.1	15.6	4.5	7.0	7.5
D14	30.1	24.2	17.4	10.2	11.4	6.8
D15	41.3	21.9	8.4	8.4	11.6	8.4
D16	27.3	24.2	21.2	8.5	11.9	6.8
D17	30.2	24.5	18.7	10.1	12.2	4.3
D19	47.4	22.5	9.2	6.4	7.5	6.9
D3-5	33.4	26.7	14.9	8.3	9.4	7.3
D6	23.6	31.1	18.0	9.4	11.3	6.7
D7	36.4	26.0	13.6	7.3	10.7	6.1
D8	35.4	25.7	16.0	9.0	9.0	5.0
D9	30.0	30.0	16.3	8.9	10.8	3.9
G1	16.1	30.0	19.9	12.4	12.4	9.4

Q102. Would you support or oppose merging some deer zones, so that there are larger but fewer zones?						
	Strongly support	Moderately support	Neither support nor oppose	Moderately oppose	Strongly oppose	Don't know
G10	32.7	22.4	12.2	12.2	12.2	8.2
G11	18.6	32.6	14.0	9.3	14.0	11.6
G12	41.2	17.6	5.9	5.9	23.5	5.9
G13	31.6	28.2	8.5	3.4	11.1	17.1
G19	35.7	14.3	21.4		14.3	14.3
G21	33.3	13.3	13.3	20.0	6.7	13.3
G3	10.0		20.0	15.0	30.0	25.0
G37	7.7	23.1	38.5	15.4	15.4	
G38	22.2	24.6	16.7	15.9	11.9	8.7
G39		40.0		20.0	40.0	
G6	43.5	21.7	4.3		13.0	17.4
G7	41.7	16.7	16.7		8.3	16.7
G8	27.3	9.1	18.2	9.1	9.1	27.3
GO	20.0	20.0		20.0	40.0	
J1		42.9	14.3	28.6		14.3
J10	41.7	16.7		8.3	22.2	11.1
J11	31.8	18.2	22.7	4.5	18.2	4.5
J12					100.0	
J13	33.3	22.2			33.3	11.1
J14	50.0	16.7	16.7	8.3		8.3
J15	33.3			33.3		33.3
J16	40.6	21.9	6.3	9.4	9.4	12.5
J17	33.3	26.7	6.7		33.3	
J18	39.5	18.6	4.7	11.6	18.6	7.0
J19	11.1	22.2	11.1	11.1	44.4	
J20	38.5	15.4		15.4	23.1	7.7
J21	25.9	14.8	14.8	7.4	25.9	11.1
J3	18.2	27.3		9.1	27.3	18.2
J4		27.3	27.3	18.2	18.2	9.1
J7		25.0		75.0		
J8	50.0	50.0				
J9		66.7			33.3	
M11	22.2	33.3		22.2	11.1	11.1
M3	11.8	11.8	17.6	17.6	35.3	5.9
M4	22.2	22.2		11.1	44.4	
M5		75.0		25.0		
M6	17.8	26.7	22.2	15.6	17.8	
M7	22.7	15.2	13.6	15.2	22.7	10.6
M8	7.7	23.1	30.8		15.4	23.1
M9	16.7	16.7	33.3	16.7	16.7	
MA1	33.8	20.0	23.8	12.5	5.0	5.0
MA3	35.2	22.2	16.7	3.7	13.0	9.3
OZ		40.0		40.0	20.0	
X1	27.1	18.7	17.4	8.4	19.4	9.0
X10	24.5	17.5	16.1	17.5	16.8	7.7
X12	16.5	24.5	17.9	11.8	22.2	7.1
X2	17.0	17.0	18.2	4.5	37.5	5.7
X3A	21.1	25.4	12.7	13.4	19.7	7.7
X3B	18.8	21.4	15.6	14.3	23.4	6.5

Q102. Would you support or oppose merging some deer zones, so that there are larger but fewer zones?						
	Strongly support	Moderately support	Neither support nor oppose	Moderately oppose	Strongly oppose	Don't know
X4	22.5	26.5	11.9	9.9	22.5	6.6
X5A	20.4	8.2	16.3	18.4	28.6	8.2
X5B	22.6	12.9	16.1	19.4	25.8	3.2
X6A	26.3	25.6	9.0	12.8	18.8	7.5
X6B	15.1	25.2	15.8	18.7	20.1	5.0
X7A	21.3	25.9	10.2	13.9	20.4	8.3
X7B	21.9	24.7	16.4	4.1	24.7	8.2
X8	26.4	21.7	20.8	8.5	14.2	8.5
X9A	21.3	23.6	17.3	8.9	21.3	7.6
X9B	24.8	18.4	12.0	11.2	20.8	12.8
X9C	37.0	18.5	9.2	5.0	23.5	6.7

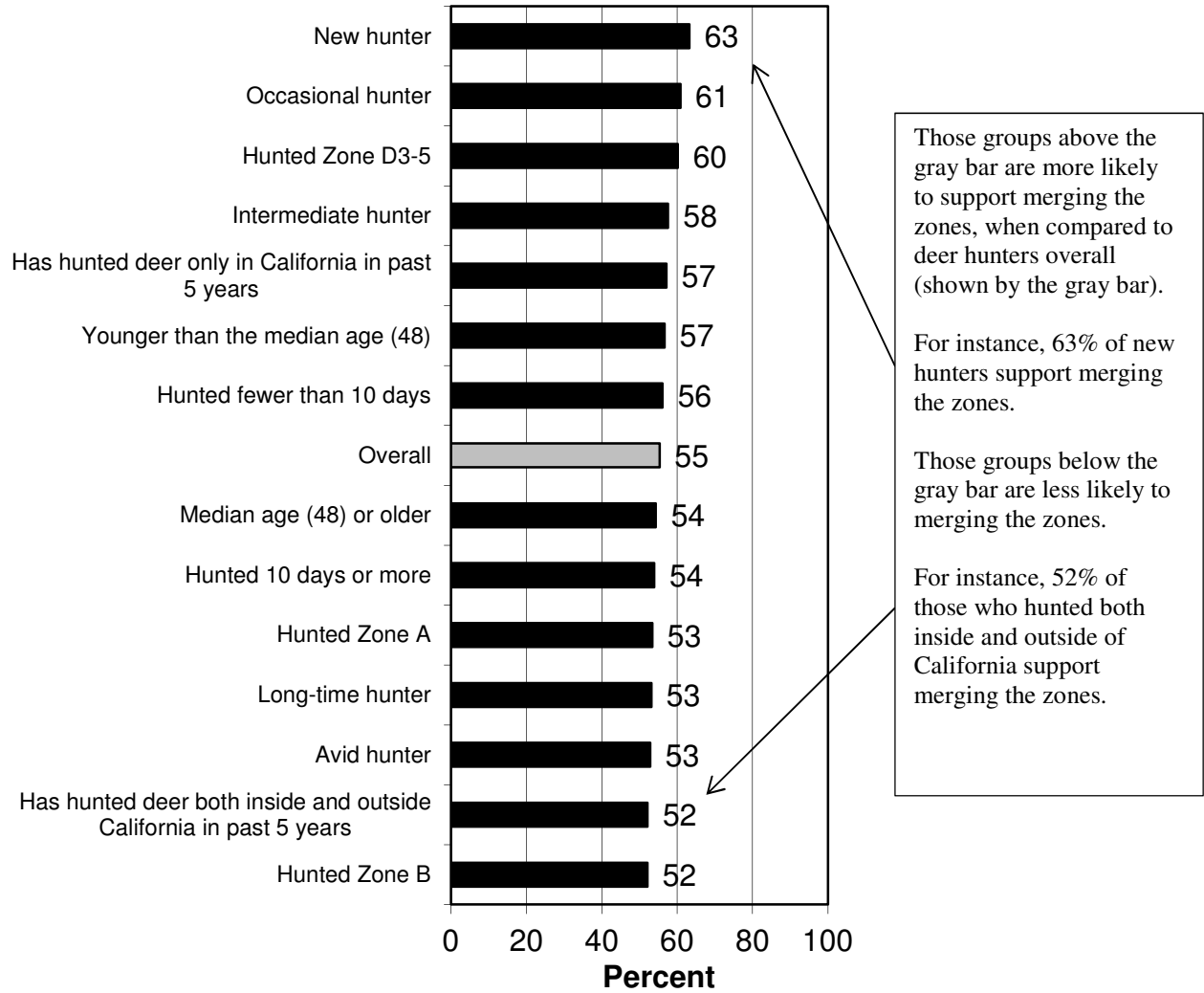
The tabulation for the question about merging some deer zones is also shown sorted by *strongly* support.

Q102. Would you support or oppose merging some deer zones, so that there are larger but fewer zones?						
	Strongly support	Moderately support	Neither support nor oppose	Moderately oppose	Strongly oppose	Don't know
A27	50.0					50.0
J14	50.0	16.7	16.7	8.3		8.3
J8	50.0	50.0				
D19	47.4	22.5	9.2	6.4	7.5	6.9
G6	43.5	21.7	4.3		13.0	17.4
D13	43.2	22.1	15.6	4.5	7.0	7.5
G7	41.7	16.7	16.7		8.3	16.7
J10	41.7	16.7		8.3	22.2	11.1
D15	41.3	21.9	8.4	8.4	11.6	8.4
G12	41.2	17.6	5.9	5.9	23.5	5.9
D11	40.7	26.6	17.3	4.2	5.6	5.6
J16	40.6	21.9	6.3	9.4	9.4	12.5
A31	40.0	17.0	18.2	9.7	7.9	7.3
J18	39.5	18.6	4.7	11.6	18.6	7.0
A5	39.1	17.4	8.7	8.7	26.1	
A25	38.9	22.2	11.1	5.6	16.7	5.6
J20	38.5	15.4		15.4	23.1	7.7
D10	37.8	16.5	11.0	14.2	14.2	6.3
X9C	37.0	18.5	9.2	5.0	23.5	6.7
A13	36.4	13.6	13.6	4.5	22.7	9.1
D7	36.4	26.0	13.6	7.3	10.7	6.1
G19	35.7	14.3	21.4		14.3	14.3
A17	35.4	22.9	6.3	14.6	12.5	8.3
D8	35.4	25.7	16.0	9.0	9.0	5.0
MA3	35.2	22.2	16.7	3.7	13.0	9.3
A32	34.4	25.0	12.5	15.6	6.3	6.3
MA1	33.8	20.0	23.8	12.5	5.0	5.0
D3-5	33.4	26.7	14.9	8.3	9.4	7.3
A21	33.3	26.7	6.7		33.3	
A22	33.3	22.2	15.7	5.2	15.7	7.8
A4	33.3		16.7	33.3		16.7
A9	33.3		33.3			33.3
G21	33.3	13.3	13.3	20.0	6.7	13.3
J13	33.3	22.2			33.3	11.1
J15	33.3			33.3		33.3
J17	33.3	26.7	6.7		33.3	
G10	32.7	22.4	12.2	12.2	12.2	8.2
J11	31.8	18.2	22.7	4.5	18.2	4.5
G13	31.6	28.2	8.5	3.4	11.1	17.1
A26	31.3	12.5	6.3	6.3	25.0	18.8
A	31.0	22.4	17.8	8.4	10.8	9.6
A15	30.4	8.7	17.4	17.4	21.7	4.3
D17	30.2	24.5	18.7	10.1	12.2	4.3
D14	30.1	24.2	17.4	10.2	11.4	6.8
D9	30.0	30.0	16.3	8.9	10.8	3.9

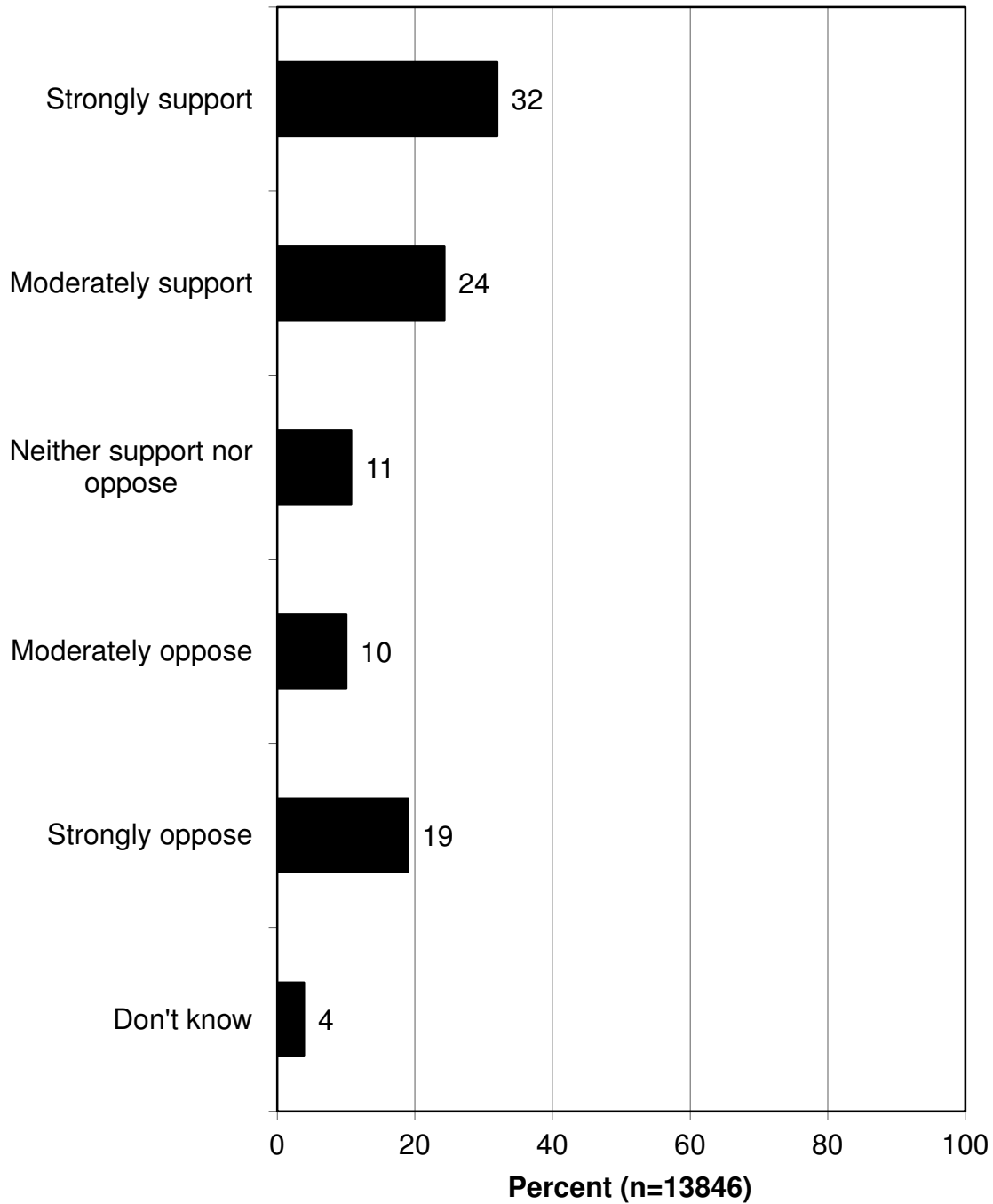
Q102. Would you support or oppose merging some deer zones, so that there are larger but fewer zones?						
	Strongly support	Moderately support	Neither support nor oppose	Moderately oppose	Strongly oppose	Don't know
A33	29.2	12.5	20.8	25.0	12.5	
B	28.8	23.3	15.5	9.1	14.3	8.9
A1	27.4	17.5	16.6	10.8	20.6	7.2
D16	27.3	24.2	21.2	8.5	11.9	6.8
G8	27.3	9.1	18.2	9.1	9.1	27.3
X1	27.1	18.7	17.4	8.4	19.4	9.0
X8	26.4	21.7	20.8	8.5	14.2	8.5
A7	26.3	24.6	14.0	10.5	17.5	7.0
X6A	26.3	25.6	9.0	12.8	18.8	7.5
C	26.1	23.8	22.1	9.8	11.4	6.8
J21	25.9	14.8	14.8	7.4	25.9	11.1
A19	25.8	19.4	22.6	12.9	9.7	9.7
A12	25.5	8.5	21.3	10.6	29.8	4.3
X9B	24.8	18.4	12.0	11.2	20.8	12.8
A24	24.5	20.4	24.5	6.1	16.3	8.2
AO	24.5	30.6	20.2	7.4	10.9	6.4
X10	24.5	17.5	16.1	17.5	16.8	7.7
A18	24.3	16.2	13.5	21.6	16.2	8.1
D6	23.6	31.1	18.0	9.4	11.3	6.7
A14	23.1	23.1	15.4	7.7	30.8	
M7	22.7	15.2	13.6	15.2	22.7	10.6
X5B	22.6	12.9	16.1	19.4	25.8	3.2
X4	22.5	26.5	11.9	9.9	22.5	6.6
G38	22.2	24.6	16.7	15.9	11.9	8.7
M11	22.2	33.3		22.2	11.1	11.1
M4	22.2	22.2		11.1	44.4	
X7B	21.9	24.7	16.4	4.1	24.7	8.2
X7A	21.3	25.9	10.2	13.9	20.4	8.3
X9A	21.3	23.6	17.3	8.9	21.3	7.6
X3A	21.1	25.4	12.7	13.4	19.7	7.7
D12	20.7	19.3	14.7	14.0	19.3	12.0
X5A	20.4	8.2	16.3	18.4	28.6	8.2
GO	20.0	20.0		20.0	40.0	
X3B	18.8	21.4	15.6	14.3	23.4	6.5
G11	18.6	32.6	14.0	9.3	14.0	11.6
A30	18.2	13.6	18.2	9.1	36.4	4.5
J3	18.2	27.3		9.1	27.3	18.2
A16	17.8	23.3	16.4	8.2	27.4	6.8
M6	17.8	26.7	22.2	15.6	17.8	
A3	17.7	22.6	19.4	9.7	22.6	8.1
X2	17.0	17.0	18.2	4.5	37.5	5.7
M9	16.7	16.7	33.3	16.7	16.7	
X12	16.5	24.5	17.9	11.8	22.2	7.1
G1	16.1	30.0	19.9	12.4	12.4	9.4
A11	16.0	20.0		28.0	36.0	
X6B	15.1	25.2	15.8	18.7	20.1	5.0
A6	12.8	7.7	17.9	25.6	33.3	2.6
A8	12.5	25.0		25.0	12.5	25.0
M3	11.8	11.8	17.6	17.6	35.3	5.9

Q102. Would you support or oppose merging some deer zones, so that there are larger but fewer zones?						
	Strongly support	Moderately support	Neither support nor oppose	Moderately oppose	Strongly oppose	Don't know
J19	11.1	22.2	11.1	11.1	44.4	
A20	10.0	32.5	12.5	17.5	20.0	7.5
G3	10.0		20.0	15.0	30.0	25.0
G37	7.7	23.1	38.5	15.4	15.4	
M8	7.7	23.1	30.8		15.4	23.1
G39		40.0		20.0	40.0	
J1		42.9	14.3	28.6		14.3
J12					100.0	
J4		27.3	27.3	18.2	18.2	9.1
J7		25.0		75.0		
J9		66.7			33.3	
M5		75.0		25.0		
OZ		40.0		40.0	20.0	

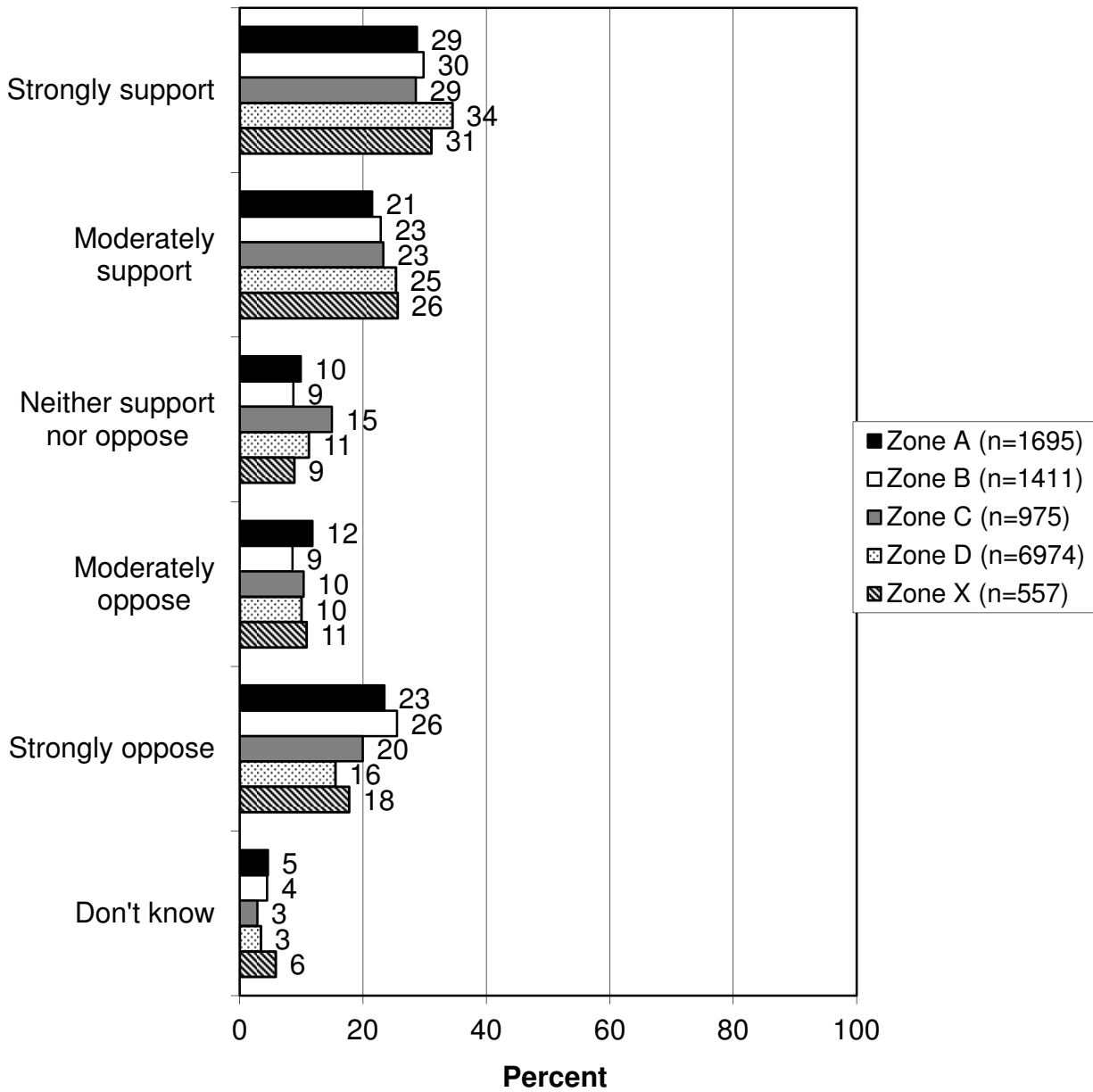
Percent of the following groups who support merging deer zones into larger but fewer zones:



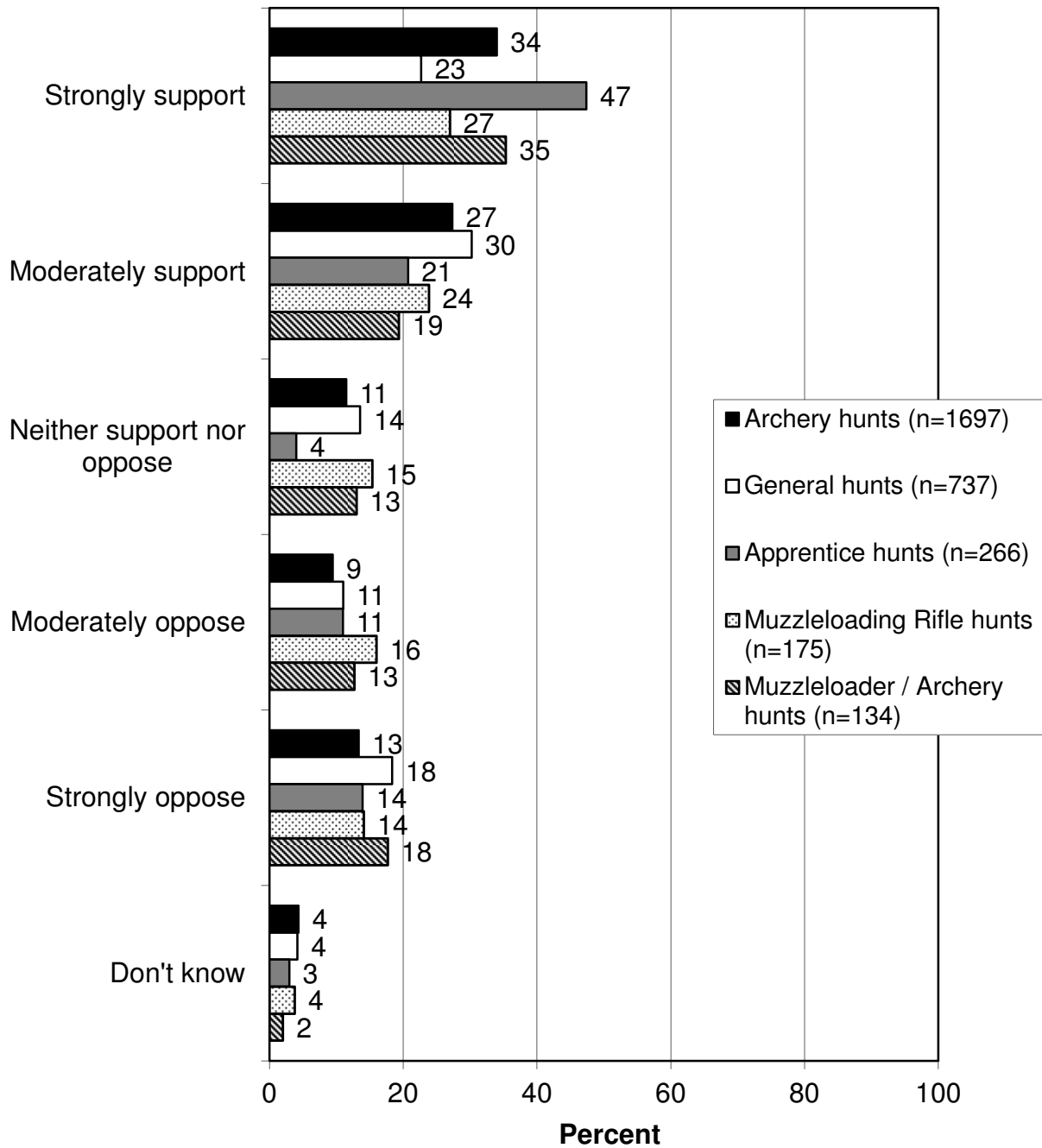
Q104. In general, would you support or oppose harvesting fewer bucks but more does?



Q104. In general, would you support or oppose harvesting fewer bucks but more does?



Q104. In general, would you support or oppose harvesting fewer bucks but more does?



Q104. In general, would you support or oppose harvesting fewer bucks but more does?						
	Strongly support	Moderately support	Neither support nor oppose	Moderately oppose	Strongly oppose	Don't know
A	28.7	21.5	9.9	11.8	23.5	4.6
A1	27.8	25.1	13.0	10.3	20.6	3.1
A11	32.0	20.0	20.0	4.0	16.0	8.0
A12	44.7	25.5	6.4	2.1	21.3	
A13	54.5	13.6		13.6	18.2	
A14	46.2	7.7	30.8		15.4	
A15	34.8	34.8	8.7	4.3	8.7	8.7
A16	28.8	21.9	11.0	16.4	19.2	2.7
A17	31.3	29.2	8.3	2.1	20.8	8.3
A18	18.9	27.0	8.1	24.3	13.5	8.1
A19	45.2	19.4	6.5	9.7	9.7	9.7
A20	25.0	35.0	5.0	5.0	22.5	7.5
A21	73.3	13.3			13.3	
A22	32.0	23.5	17.0	7.8	14.4	5.2
A24	36.7	20.4	12.2	8.2	20.4	2.0
A25	55.6	11.1	11.1	11.1	11.1	
A26	43.8	25.0	12.5		18.8	
A27	50.0		50.0			
A3	25.8	29.0	6.5	12.9	21.0	4.8
A30	36.4	31.8	9.1	9.1	9.1	4.5
A31	33.9	30.3	13.3	10.9	4.8	6.7
A32	46.9	25.0	9.4	9.4	6.3	3.1
A33	20.8	29.2	20.8	8.3	16.7	4.2
A4	16.7	50.0	16.7		16.7	
A5	43.5	17.4	4.3	4.3	21.7	8.7
A6	30.8	17.9	17.9	10.3	23.1	
A7	40.4	22.8	10.5	5.3	17.5	3.5
A8	50.0	12.5		25.0	12.5	
A9	33.3	33.3		33.3		
AO	35.9	28.7	10.7	9.0	11.6	4.0
B	29.8	22.9	8.7	8.6	25.5	4.5
C	28.7	22.9	15.4	10.4	19.8	2.8
D10	44.9	21.3	4.7	10.2	15.7	3.1
D11	34.6	26.6	12.1	7.5	15.4	3.7
D12	20.7	23.3	11.3	15.3	24.7	4.7
D13	35.7	26.1	9.5	11.1	13.6	4.0
D14	30.9	30.9	10.6	10.2	14.0	3.4
D15	42.6	21.9	9.7	8.4	13.5	3.9
D16	21.8	27.6	17.7	12.3	15.7	4.8
D17	23.0	32.4	11.5	13.7	16.5	2.9
D19	39.3	26.6	6.4	6.9	17.3	3.5
D3-5	38.0	24.5	10.9	9.3	13.2	4.1
D6	34.9	27.1	12.3	9.4	14.7	1.6
D7	29.3	25.7	12.1	11.8	18.7	2.4
D8	36.7	23.2	10.8	11.3	16.2	1.8
D9	35.5	33.0	8.4	6.9	13.3	3.0
G1	20.2	33.0	12.7	10.9	20.6	2.6
G10	22.4	24.5	26.5	8.2	12.2	6.1

Q104. In general, would you support or oppose harvesting fewer bucks but more does?						
	Strongly support	Moderately support	Neither support nor oppose	Moderately oppose	Strongly oppose	Don't know
G11	16.3	32.6	7.0	16.3	20.9	7.0
G12	64.7	11.8	5.9		17.6	
G13	32.5	22.2	10.3	10.3	12.8	12.0
G19	28.6	50.0	14.3	7.1		
G21	33.3	26.7	6.7	6.7	13.3	13.3
G3	25.0	40.0	10.0	5.0	10.0	10.0
G37	15.4	23.1	15.4	15.4		30.8
G38	30.2	23.0	15.9	12.7	15.1	3.2
G39	40.0			40.0	20.0	
G6	34.8	13.0	13.0	21.7	13.0	4.3
G7	41.7	25.0	16.7		16.7	
G8	54.5	27.3		18.2		
GO		20.0		20.0	60.0	
J1	42.9	28.6	14.3		14.3	
J10	50.0	19.4	5.6	8.3	13.9	2.8
J11	59.1	18.2	9.1	9.1	4.5	
J12	75.0				25.0	
J13	44.4	11.1		11.1	22.2	11.1
J14	41.7	16.7	16.7	8.3	8.3	8.3
J15	83.3		16.7			
J16	71.9	15.6			12.5	
J17	60.0	20.0		13.3	6.7	
J18	60.5	23.3		11.6	2.3	2.3
J19	11.1	55.6			33.3	
J20	15.4	30.8	7.7	23.1	7.7	15.4
J21	29.6	29.6	3.7	7.4	25.9	3.7
J3	45.5	9.1		9.1	27.3	9.1
J4	18.2	27.3	9.1	9.1	36.4	
J7		25.0		50.0	25.0	
J8				100.0		
J9	100.0					
M11	22.2	33.3		22.2	11.1	11.1
M3	17.6	11.8	17.6	17.6	29.4	5.9
M4	11.1	22.2	11.1	11.1	33.3	11.1
M5		25.0		25.0	50.0	
M6	15.6	28.9	26.7	15.6	6.7	6.7
M7	37.9	22.7	13.6	15.2	9.1	1.5
M8	15.4	30.8	7.7	15.4	30.8	
M9	33.3		8.3	16.7	41.7	
MA1	45.0	16.3	11.3	12.5	11.3	3.8
MA3	25.9	22.2	14.8	13.0	24.1	
OZ	20.0	20.0	20.0	20.0	20.0	
X1	18.1	16.8	14.8	10.3	36.1	3.9
X10	30.8	27.3	9.1	9.1	18.9	4.9
X12	29.2	23.6	8.5	12.7	20.3	5.7
X2	18.2	15.9	10.2	12.5	40.9	2.3
X3A	26.1	17.6	13.4	11.3	28.2	3.5
X3B	26.6	26.0	9.1	11.0	24.0	3.2
X4	20.5	25.2	9.3	11.3	27.8	6.0
X5A	16.3	20.4	6.1	14.3	38.8	4.1

Q104. In general, would you support or oppose harvesting fewer bucks but more does?						
	Strongly support	Moderately support	Neither support nor oppose	Moderately oppose	Strongly oppose	Don't know
X5B	51.6	12.9	6.5		29.0	
X6A	27.8	21.8	15.0	15.8	17.3	2.3
X6B	25.2	23.7	14.4	11.5	23.7	1.4
X7A	21.3	21.3	14.8	20.4	17.6	4.6
X7B	38.4	34.2	9.6	4.1	12.3	1.4
X8	34.9	23.6	12.3	5.7	18.9	4.7
X9A	27.1	24.4	12.9	10.7	20.4	4.4
X9B	36.0	26.4	12.8	9.6	12.0	3.2
X9C	29.4	26.1	8.4	6.7	23.5	5.9

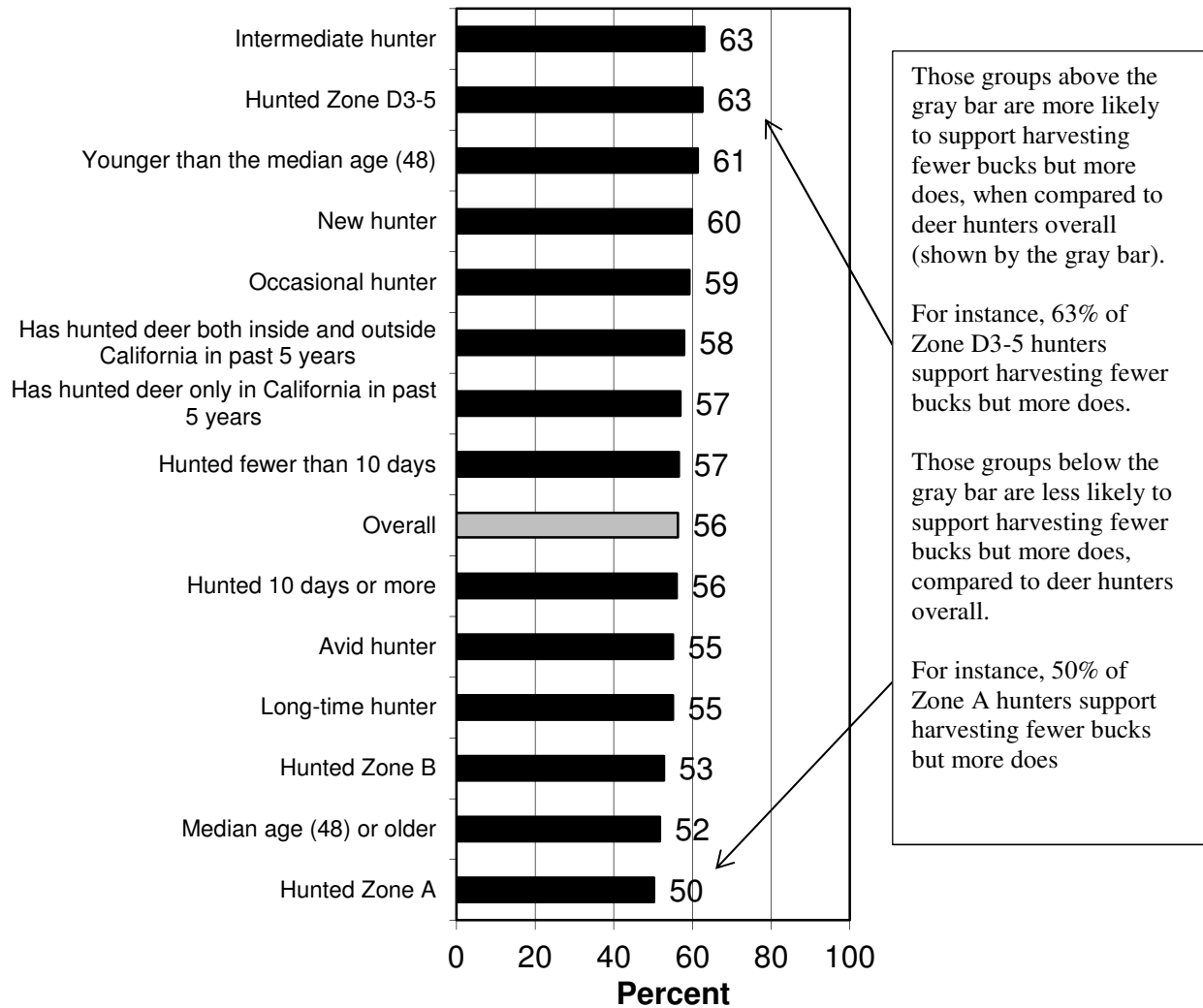
The tabulation for the question about harvesting fewer bucks but more does is also shown sorted by *strongly* support.

Q104. In general, would you support or oppose harvesting fewer bucks but more does?						
	Strongly support	Moderately support	Neither support nor oppose	Moderately oppose	Strongly oppose	Don't know
J9	100.0					
J15	83.3		16.7			
J12	75.0				25.0	
A21	73.3	13.3			13.3	
J16	71.9	15.6			12.5	
G12	64.7	11.8	5.9		17.6	
J18	60.5	23.3		11.6	2.3	2.3
J17	60.0	20.0		13.3	6.7	
J11	59.1	18.2	9.1	9.1	4.5	
A25	55.6	11.1	11.1	11.1	11.1	
A13	54.5	13.6		13.6	18.2	
G8	54.5	27.3		18.2		
X5B	51.6	12.9	6.5		29.0	
A27	50.0		50.0			
A8	50.0	12.5		25.0	12.5	
J10	50.0	19.4	5.6	8.3	13.9	2.8
A32	46.9	25.0	9.4	9.4	6.3	3.1
A14	46.2	7.7	30.8		15.4	
J3	45.5	9.1		9.1	27.3	9.1
A19	45.2	19.4	6.5	9.7	9.7	9.7
MA1	45.0	16.3	11.3	12.5	11.3	3.8
D10	44.9	21.3	4.7	10.2	15.7	3.1
A12	44.7	25.5	6.4	2.1	21.3	
J13	44.4	11.1		11.1	22.2	11.1
A26	43.8	25.0	12.5		18.8	
A5	43.5	17.4	4.3	4.3	21.7	8.7
J1	42.9	28.6	14.3		14.3	
D15	42.6	21.9	9.7	8.4	13.5	3.9
G7	41.7	25.0	16.7		16.7	
J14	41.7	16.7	16.7	8.3	8.3	8.3
A7	40.4	22.8	10.5	5.3	17.5	3.5
G39	40.0			40.0	20.0	
D19	39.3	26.6	6.4	6.9	17.3	3.5
X7B	38.4	34.2	9.6	4.1	12.3	1.4
D3-5	38.0	24.5	10.9	9.3	13.2	4.1
M7	37.9	22.7	13.6	15.2	9.1	1.5
A24	36.7	20.4	12.2	8.2	20.4	2.0
D8	36.7	23.2	10.8	11.3	16.2	1.8
A30	36.4	31.8	9.1	9.1	9.1	4.5
X9B	36.0	26.4	12.8	9.6	12.0	3.2
AO	35.9	28.7	10.7	9.0	11.6	4.0
D13	35.7	26.1	9.5	11.1	13.6	4.0
D9	35.5	33.0	8.4	6.9	13.3	3.0
D6	34.9	27.1	12.3	9.4	14.7	1.6
X8	34.9	23.6	12.3	5.7	18.9	4.7
A15	34.8	34.8	8.7	4.3	8.7	8.7

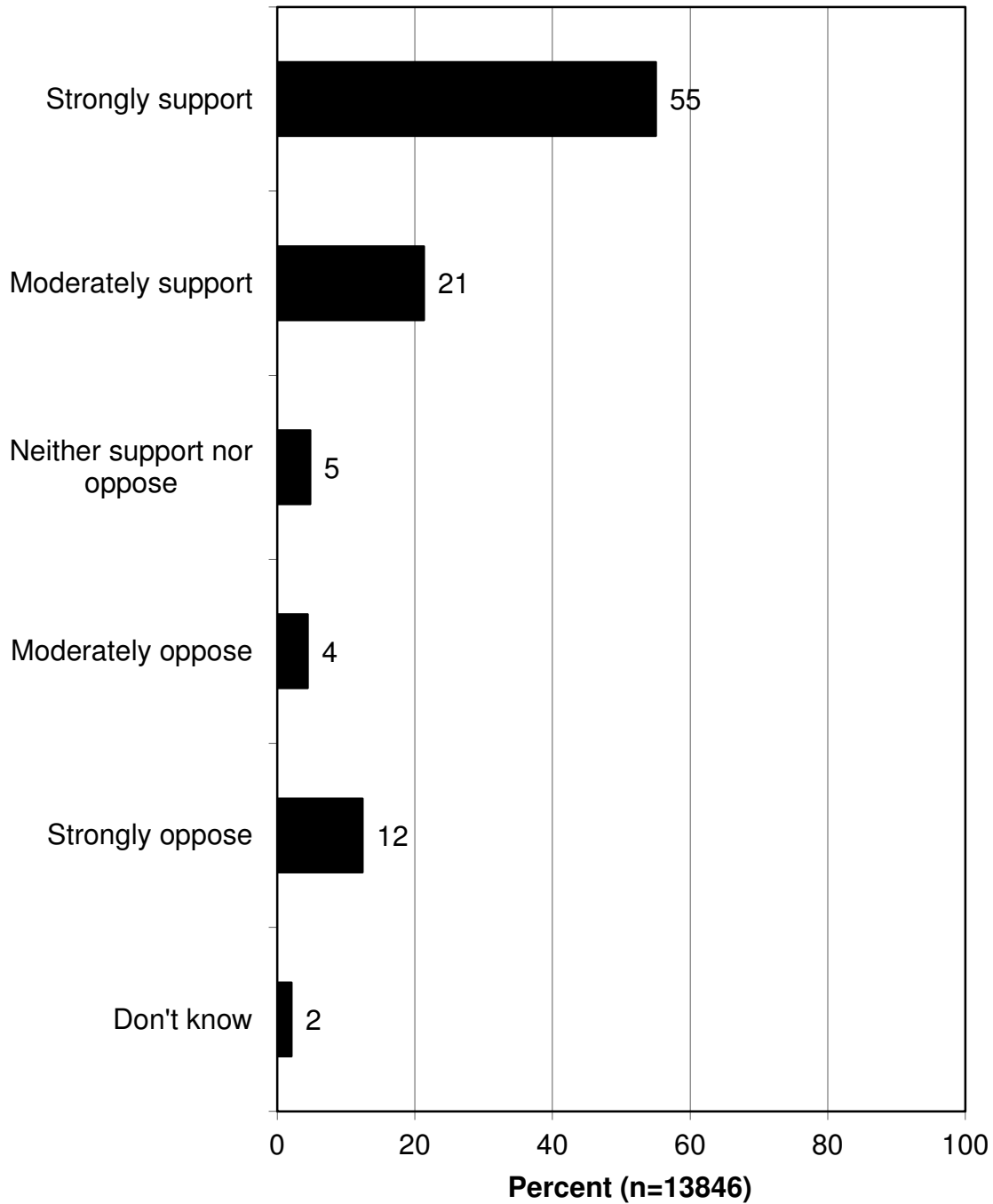
Q104. In general, would you support or oppose harvesting fewer bucks but more does?						
	Strongly support	Moderately support	Neither support nor oppose	Moderately oppose	Strongly oppose	Don't know
G6	34.8	13.0	13.0	21.7	13.0	4.3
D11	34.6	26.6	12.1	7.5	15.4	3.7
A31	33.9	30.3	13.3	10.9	4.8	6.7
A9	33.3	33.3		33.3		
G21	33.3	26.7	6.7	6.7	13.3	13.3
M9	33.3		8.3	16.7	41.7	
G13	32.5	22.2	10.3	10.3	12.8	12.0
A11	32.0	20.0	20.0	4.0	16.0	8.0
A22	32.0	23.5	17.0	7.8	14.4	5.2
A17	31.3	29.2	8.3	2.1	20.8	8.3
D14	30.9	30.9	10.6	10.2	14.0	3.4
A6	30.8	17.9	17.9	10.3	23.1	
X10	30.8	27.3	9.1	9.1	18.9	4.9
G38	30.2	23.0	15.9	12.7	15.1	3.2
B	29.8	22.9	8.7	8.6	25.5	4.5
J21	29.6	29.6	3.7	7.4	25.9	3.7
X9C	29.4	26.1	8.4	6.7	23.5	5.9
D7	29.3	25.7	12.1	11.8	18.7	2.4
X12	29.2	23.6	8.5	12.7	20.3	5.7
A16	28.8	21.9	11.0	16.4	19.2	2.7
A	28.7	21.5	9.9	11.8	23.5	4.6
C	28.7	22.9	15.4	10.4	19.8	2.8
G19	28.6	50.0	14.3	7.1		
A1	27.8	25.1	13.0	10.3	20.6	3.1
X6A	27.8	21.8	15.0	15.8	17.3	2.3
X9A	27.1	24.4	12.9	10.7	20.4	4.4
X3B	26.6	26.0	9.1	11.0	24.0	3.2
X3A	26.1	17.6	13.4	11.3	28.2	3.5
MA3	25.9	22.2	14.8	13.0	24.1	
A3	25.8	29.0	6.5	12.9	21.0	4.8
X6B	25.2	23.7	14.4	11.5	23.7	1.4
A20	25.0	35.0	5.0	5.0	22.5	7.5
G3	25.0	40.0	10.0	5.0	10.0	10.0
D17	23.0	32.4	11.5	13.7	16.5	2.9
G10	22.4	24.5	26.5	8.2	12.2	6.1
M11	22.2	33.3		22.2	11.1	11.1
D16	21.8	27.6	17.7	12.3	15.7	4.8
X7A	21.3	21.3	14.8	20.4	17.6	4.6
A33	20.8	29.2	20.8	8.3	16.7	4.2
D12	20.7	23.3	11.3	15.3	24.7	4.7
X4	20.5	25.2	9.3	11.3	27.8	6.0
G1	20.2	33.0	12.7	10.9	20.6	2.6
OZ	20.0	20.0	20.0	20.0	20.0	
A18	18.9	27.0	8.1	24.3	13.5	8.1
J4	18.2	27.3	9.1	9.1	36.4	
X2	18.2	15.9	10.2	12.5	40.9	2.3
X1	18.1	16.8	14.8	10.3	36.1	3.9
M3	17.6	11.8	17.6	17.6	29.4	5.9
A4	16.7	50.0	16.7		16.7	
G11	16.3	32.6	7.0	16.3	20.9	7.0

Q104. In general, would you support or oppose harvesting fewer bucks but more does?						
	Strongly support	Moderately support	Neither support nor oppose	Moderately oppose	Strongly oppose	Don't know
X5A	16.3	20.4	6.1	14.3	38.8	4.1
M6	15.6	28.9	26.7	15.6	6.7	6.7
G37	15.4	23.1	15.4	15.4		30.8
J20	15.4	30.8	7.7	23.1	7.7	15.4
M8	15.4	30.8	7.7	15.4	30.8	
J19	11.1	55.6			33.3	
M4	11.1	22.2	11.1	11.1	33.3	11.1
GO		20.0		20.0	60.0	
J7		25.0		50.0	25.0	
J8				100.0		
M5		25.0		25.0	50.0	

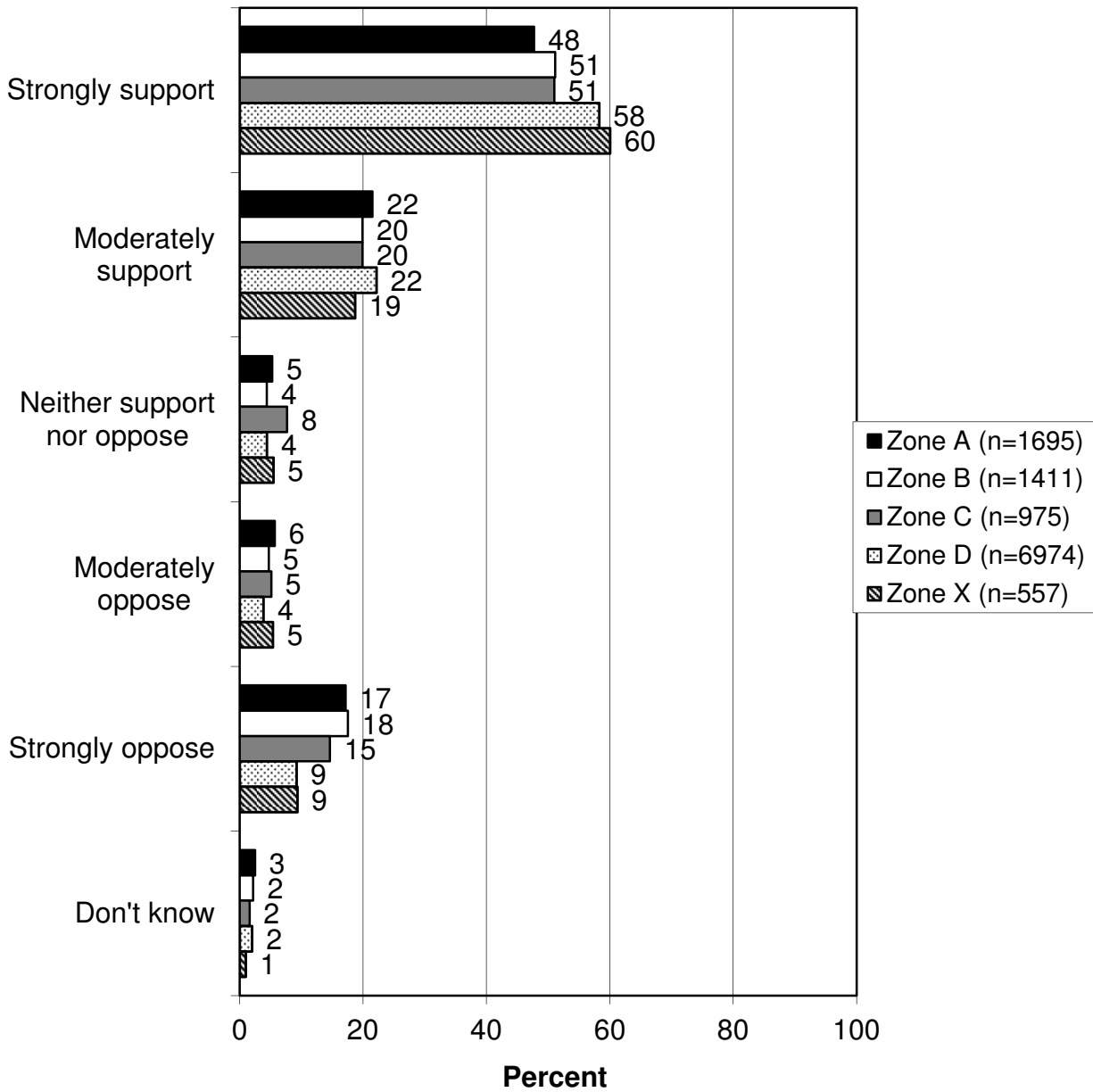
Percent of the following groups who support harvesting fewer bucks but more does:



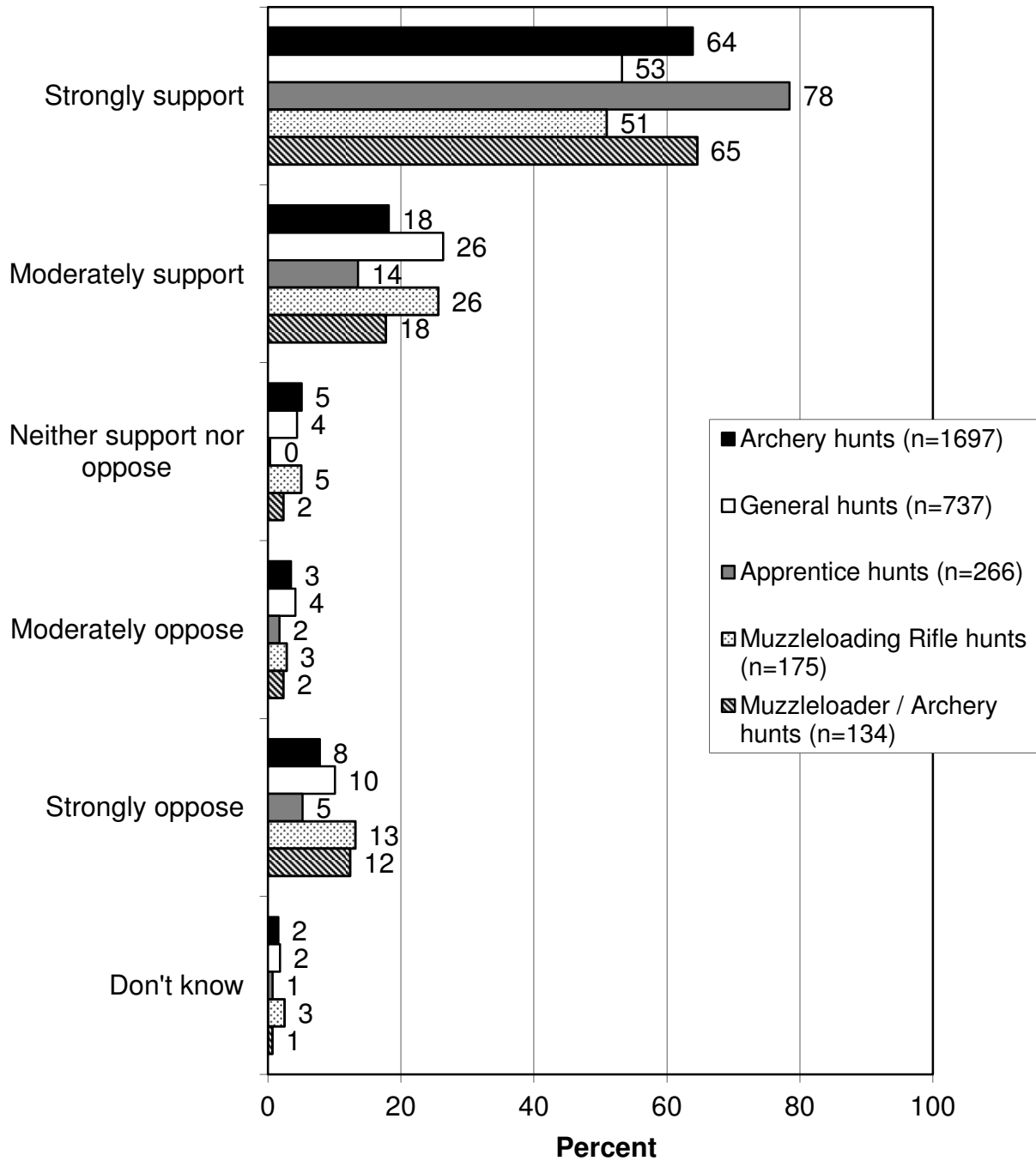
Q105. Would you support or oppose a controlled doe hunt as a deer management option?



Q105. Would you support or oppose a controlled doe hunt as a deer management option?



Q105. Would you support or oppose a controlled doe hunt as a deer management option?



Q105. Would you support or oppose a controlled doe hunt as a deer management option?						
	Strongly support	Moderately support	Neither support nor oppose	Moderately oppose	Strongly oppose	Don't know
A	47.7	21.5	5.3	5.7	17.2	2.5
A1	55.2	17.0	5.4	2.7	17.5	2.2
A11	72.0	4.0	4.0		20.0	
A12	72.3	12.8	6.4	2.1	6.4	
A13	63.6	22.7		4.5	9.1	
A14	53.8	7.7	15.4	7.7	15.4	
A15	73.9	8.7		4.3	4.3	8.7
A16	64.4	20.5	4.1	2.7	8.2	
A17	58.3	18.8	2.1	2.1	16.7	2.1
A18	48.6	24.3	10.8	10.8	5.4	
A19	71.0	12.9	6.5	6.5	3.2	
A20	65.0	20.0		7.5	5.0	2.5
A21	86.7	6.7			6.7	
A22	54.9	23.5	7.2	3.3	9.2	2.0
A24	63.3	14.3	10.2	4.1	6.1	2.0
A25	77.8	11.1			11.1	
A26	68.8	12.5			18.8	
A27	100.0					
A3	56.5	24.2	4.8	8.1	6.5	
A30	72.7	9.1	4.5		9.1	4.5
A31	70.3	16.4	7.9	1.2	2.4	1.8
A32	71.9	9.4	3.1	6.3	6.3	3.1
A33	79.2		8.3		12.5	
A4	33.3	33.3		16.7	16.7	
A5	65.2	13.0			17.4	4.3
A6	59.0	20.5	5.1	2.6	12.8	
A7	66.7	10.5	8.8	3.5	8.8	1.8
A8	62.5	12.5	12.5		12.5	
A9	33.3	66.7				
AO	66.7	18.5	4.3	3.6	5.5	1.4
B	51.2	19.9	4.4	4.7	17.6	2.2
C	50.0	20.6	8.2	5.7	14.0	1.5
D10	62.2	17.3	3.9	3.1	11.8	1.6
D11	58.4	22.4	5.1	4.2	6.1	3.7
D12	40.7	27.3	4.0	8.0	16.7	3.3
D13	59.8	20.6	5.5	3.5	8.0	2.5
D14	61.4	23.7	4.7	4.2	3.4	2.5
D15	56.8	23.9	3.2	4.5	7.7	3.9
D16	48.8	29.0	9.2	3.8	6.8	2.4
D17	54.7	23.0	7.2	5.0	8.6	1.4
D19	65.3	16.8	3.5	3.5	8.1	2.9
D3-5	61.4	21.5	3.8	3.5	7.8	2.1
D6	59.2	21.7	4.0	4.0	9.7	1.3
D7	54.4	22.6	4.8	4.0	12.6	1.6
D8	55.9	23.2	3.8	4.5	11.7	0.9
D9	63.5	21.7	3.9	2.5	6.9	1.5
G1	50.6	27.7	4.5	4.5	11.2	1.5
G10	63.3	20.4	2.0		12.2	2.0

Q105. Would you support or oppose a controlled doe hunt as a deer management option?						
	Strongly support	Moderately support	Neither support nor oppose	Moderately oppose	Strongly oppose	Don't know
G11	62.8	25.6	4.7	2.3	4.7	
G12	76.5	11.8	5.9			5.9
G13	52.1	23.1	7.7	6.8	5.1	5.1
G19	85.7	7.1			7.1	
G21	46.7	33.3	6.7		6.7	6.7
G3	60.0	20.0	5.0		15.0	
G37	53.8	30.8				15.4
G38	48.4	31.0	4.8	6.3	8.7	0.8
G39	40.0			40.0	20.0	
G6	52.2	26.1		8.7	8.7	4.3
G7	75.0	16.7				8.3
G8	90.9	9.1				
GO	40.0				60.0	
J1	71.4	28.6				
J10	86.1	5.6		2.8	5.6	
J11	86.4	13.6				
J12	75.0					25.0
J13	77.8	22.2				
J14	66.7	8.3	8.3	8.3	8.3	
J15	83.3	16.7				
J16	87.5	12.5				
J17	80.0	20.0				
J18	90.7	4.7		2.3	2.3	
J19	55.6	33.3			11.1	
J20	76.9	15.4		7.7		
J21	70.4	14.8			14.8	
J3	72.7			9.1	9.1	9.1
J4	63.6				36.4	
J7	50.0	25.0			25.0	
J8	50.0	50.0				
J9	100.0					
M11	33.3	44.4			11.1	11.1
M3	47.1	23.5		5.9	23.5	
M4	44.4	22.2	11.1		22.2	
M5	25.0	50.0		25.0		
M6	40.0	33.3	13.3		13.3	
M7	63.6	22.7	3.0	1.5	7.6	1.5
M8	46.2	7.7		15.4	15.4	15.4
M9	33.3	8.3		8.3	50.0	
MA1	71.3	18.8	1.3	1.3	6.3	1.3
MA3	57.4	16.7	3.7	3.7	18.5	
OZ	40.0		20.0	20.0	20.0	
X1	33.5	20.0	7.7	7.7	28.4	2.6
X10	55.9	23.8	4.2	2.1	12.6	1.4
X12	52.4	28.3	4.2	3.8	10.4	0.9
X2	42.0	17.0	1.1	6.8	31.8	1.1
X3A	45.1	21.8	5.6	7.0	20.4	
X3B	53.2	23.4	4.5	3.2	13.6	1.9
X4	49.0	22.5	6.0	2.6	18.5	1.3
X5A	53.1	10.2		10.2	22.4	4.1

Q105. Would you support or oppose a controlled doe hunt as a deer management option?						
	Strongly support	Moderately support	Neither support nor oppose	Moderately oppose	Strongly oppose	Don't know
X5B	67.7	3.2	6.5	3.2	19.4	
X6A	54.9	18.8	5.3	5.3	14.3	1.5
X6B	54.0	19.4	6.5	5.0	14.4	0.7
X7A	50.0	31.5	2.8	6.5	7.4	1.9
X7B	64.4	24.7	1.4	1.4	8.2	
X8	57.5	13.2	10.4	3.8	13.2	1.9
X9A	53.8	24.0	5.3	4.0	10.7	2.2
X9B	63.2	24.0	2.4	1.6	6.4	2.4
X9C	57.1	14.3	6.7	3.4	16.0	2.5

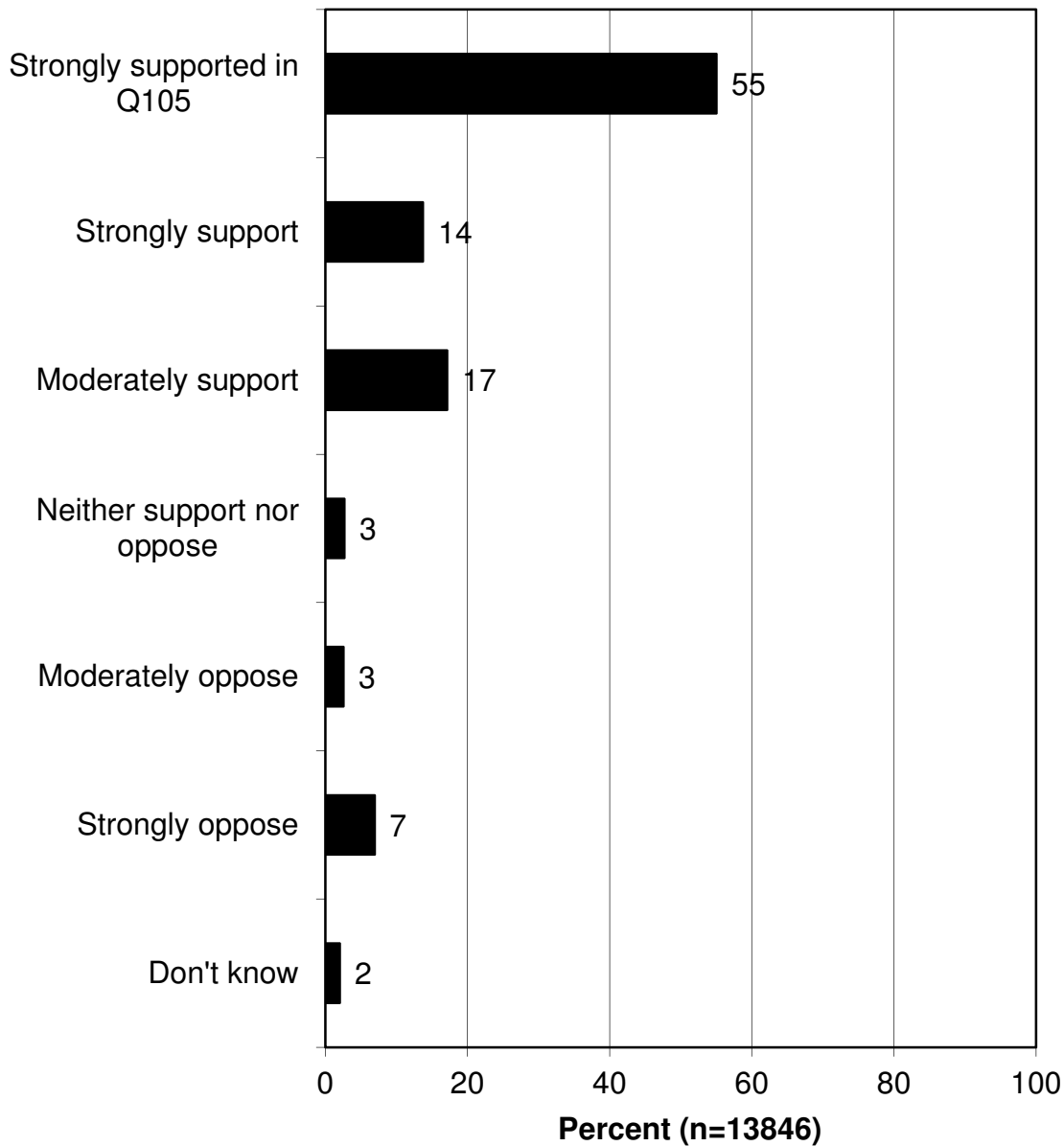
The tabulation for the question about a controlled doe hunt is also shown sorted by *strongly* support.

Q105. Would you support or oppose a controlled doe hunt as a deer management option?						
	Strongly support	Moderately support	Neither support nor oppose	Moderately oppose	Strongly oppose	Don't know
A27	100.0					
J9	100.0					
G8	90.9	9.1				
J18	90.7	4.7		2.3	2.3	
J16	87.5	12.5				
A21	86.7	6.7			6.7	
J11	86.4	13.6				
J10	86.1	5.6		2.8	5.6	
G19	85.7	7.1			7.1	
J15	83.3	16.7				
J17	80.0	20.0				
A33	79.2		8.3		12.5	
A25	77.8	11.1			11.1	
J13	77.8	22.2				
J20	76.9	15.4		7.7		
G12	76.5	11.8	5.9			5.9
G7	75.0	16.7				8.3
J12	75.0					25.0
A15	73.9	8.7		4.3	4.3	8.7
A30	72.7	9.1	4.5		9.1	4.5
J3	72.7			9.1	9.1	9.1
A12	72.3	12.8	6.4	2.1	6.4	
A11	72.0	4.0	4.0		20.0	
A32	71.9	9.4	3.1	6.3	6.3	3.1
J1	71.4	28.6				
MA1	71.3	18.8	1.3	1.3	6.3	1.3
A19	71.0	12.9	6.5	6.5	3.2	
J21	70.4	14.8			14.8	
A31	70.3	16.4	7.9	1.2	2.4	1.8
A26	68.8	12.5			18.8	
X5B	67.7	3.2	6.5	3.2	19.4	
A7	66.7	10.5	8.8	3.5	8.8	1.8
AO	66.7	18.5	4.3	3.6	5.5	1.4
J14	66.7	8.3	8.3	8.3	8.3	
D19	65.3	16.8	3.5	3.5	8.1	2.9
A5	65.2	13.0			17.4	4.3
A20	65.0	20.0		7.5	5.0	2.5
A16	64.4	20.5	4.1	2.7	8.2	
X7B	64.4	24.7	1.4	1.4	8.2	
A13	63.6	22.7		4.5	9.1	
J4	63.6				36.4	
M7	63.6	22.7	3.0	1.5	7.6	1.5
D9	63.5	21.7	3.9	2.5	6.9	1.5
A24	63.3	14.3	10.2	4.1	6.1	2.0
G10	63.3	20.4	2.0		12.2	2.0
X9B	63.2	24.0	2.4	1.6	6.4	2.4

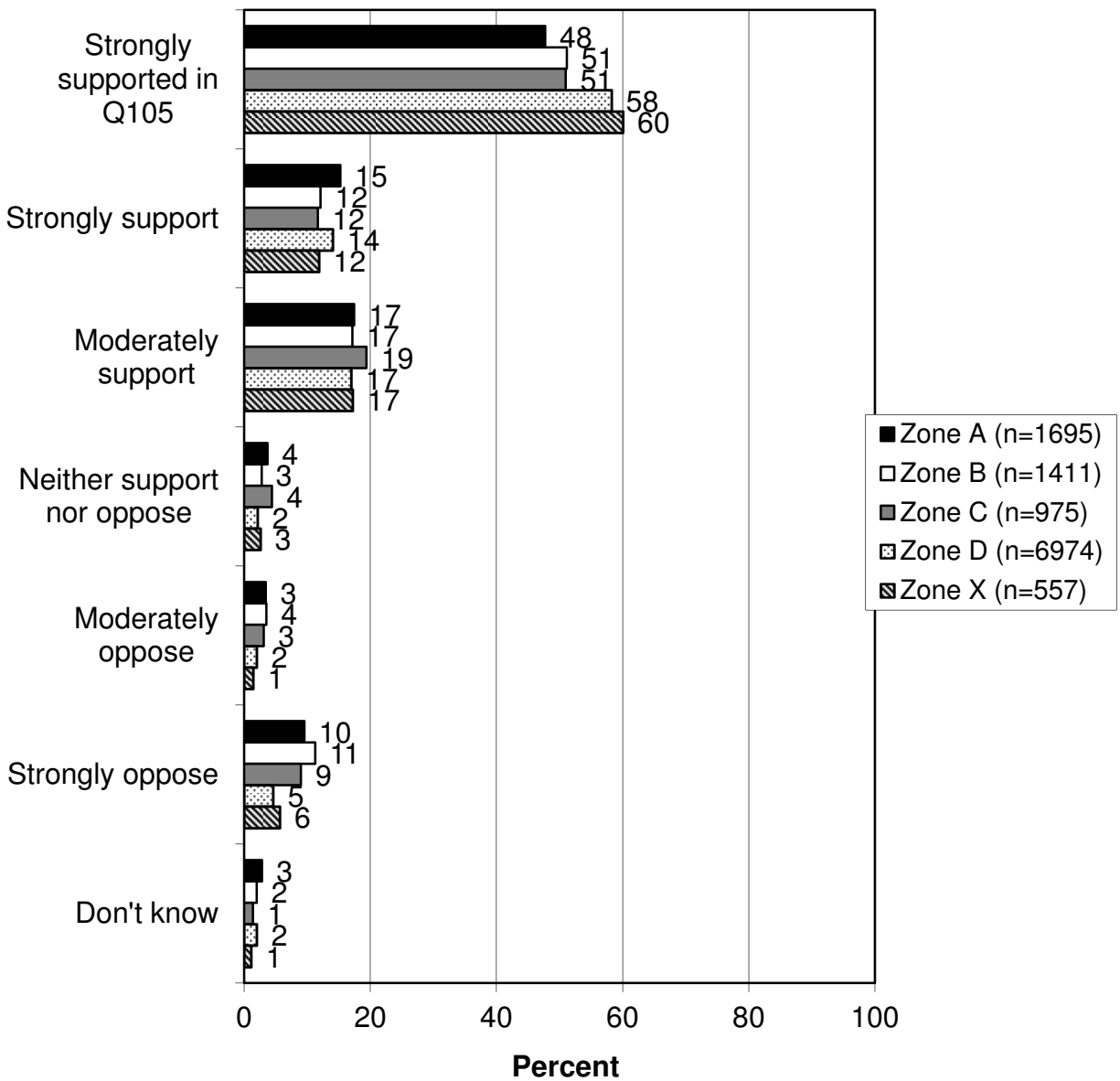
Q105. Would you support or oppose a controlled doe hunt as a deer management option?						
	Strongly support	Moderately support	Neither support nor oppose	Moderately oppose	Strongly oppose	Don't know
G11	62.8	25.6	4.7	2.3	4.7	
A8	62.5	12.5	12.5		12.5	
D10	62.2	17.3	3.9	3.1	11.8	1.6
D14	61.4	23.7	4.7	4.2	3.4	2.5
D3-5	61.4	21.5	3.8	3.5	7.8	2.1
G3	60.0	20.0	5.0		15.0	
D13	59.8	20.6	5.5	3.5	8.0	2.5
D6	59.2	21.7	4.0	4.0	9.7	1.3
A6	59.0	20.5	5.1	2.6	12.8	
D11	58.4	22.4	5.1	4.2	6.1	3.7
A17	58.3	18.8	2.1	2.1	16.7	2.1
X8	57.5	13.2	10.4	3.8	13.2	1.9
MA3	57.4	16.7	3.7	3.7	18.5	
X9C	57.1	14.3	6.7	3.4	16.0	2.5
D15	56.8	23.9	3.2	4.5	7.7	3.9
A3	56.5	24.2	4.8	8.1	6.5	
D8	55.9	23.2	3.8	4.5	11.7	0.9
X10	55.9	23.8	4.2	2.1	12.6	1.4
J19	55.6	33.3			11.1	
A1	55.2	17.0	5.4	2.7	17.5	2.2
A22	54.9	23.5	7.2	3.3	9.2	2.0
X6A	54.9	18.8	5.3	5.3	14.3	1.5
D17	54.7	23.0	7.2	5.0	8.6	1.4
D7	54.4	22.6	4.8	4.0	12.6	1.6
X6B	54.0	19.4	6.5	5.0	14.4	0.7
A14	53.8	7.7	15.4	7.7	15.4	
G37	53.8	30.8				15.4
X9A	53.8	24.0	5.3	4.0	10.7	2.2
X3B	53.2	23.4	4.5	3.2	13.6	1.9
X5A	53.1	10.2		10.2	22.4	4.1
X12	52.4	28.3	4.2	3.8	10.4	0.9
G6	52.2	26.1		8.7	8.7	4.3
G13	52.1	23.1	7.7	6.8	5.1	5.1
B	51.2	19.9	4.4	4.7	17.6	2.2
G1	50.6	27.7	4.5	4.5	11.2	1.5
C	50.0	20.6	8.2	5.7	14.0	1.5
J7	50.0	25.0			25.0	
J8	50.0	50.0				
X7A	50.0	31.5	2.8	6.5	7.4	1.9
X4	49.0	22.5	6.0	2.6	18.5	1.3
D16	48.8	29.0	9.2	3.8	6.8	2.4
A18	48.6	24.3	10.8	10.8	5.4	
G38	48.4	31.0	4.8	6.3	8.7	0.8
A	47.7	21.5	5.3	5.7	17.2	2.5
M3	47.1	23.5		5.9	23.5	
G21	46.7	33.3	6.7		6.7	6.7
M8	46.2	7.7		15.4	15.4	15.4
X3A	45.1	21.8	5.6	7.0	20.4	
M4	44.4	22.2	11.1		22.2	
X2	42.0	17.0	1.1	6.8	31.8	1.1

Q105. Would you support or oppose a controlled doe hunt as a deer management option?						
	Strongly support	Moderately support	Neither support nor oppose	Moderately oppose	Strongly oppose	Don't know
D12	40.7	27.3	4.0	8.0	16.7	3.3
G39	40.0			40.0	20.0	
GO	40.0				60.0	
M6	40.0	33.3	13.3		13.3	
OZ	40.0		20.0	20.0	20.0	
X1	33.5	20.0	7.7	7.7	28.4	2.6
A4	33.3	33.3		16.7	16.7	
A9	33.3	66.7				
M11	33.3	44.4			11.1	11.1
M9	33.3	8.3		8.3	50.0	
M5	25.0	50.0		25.0		

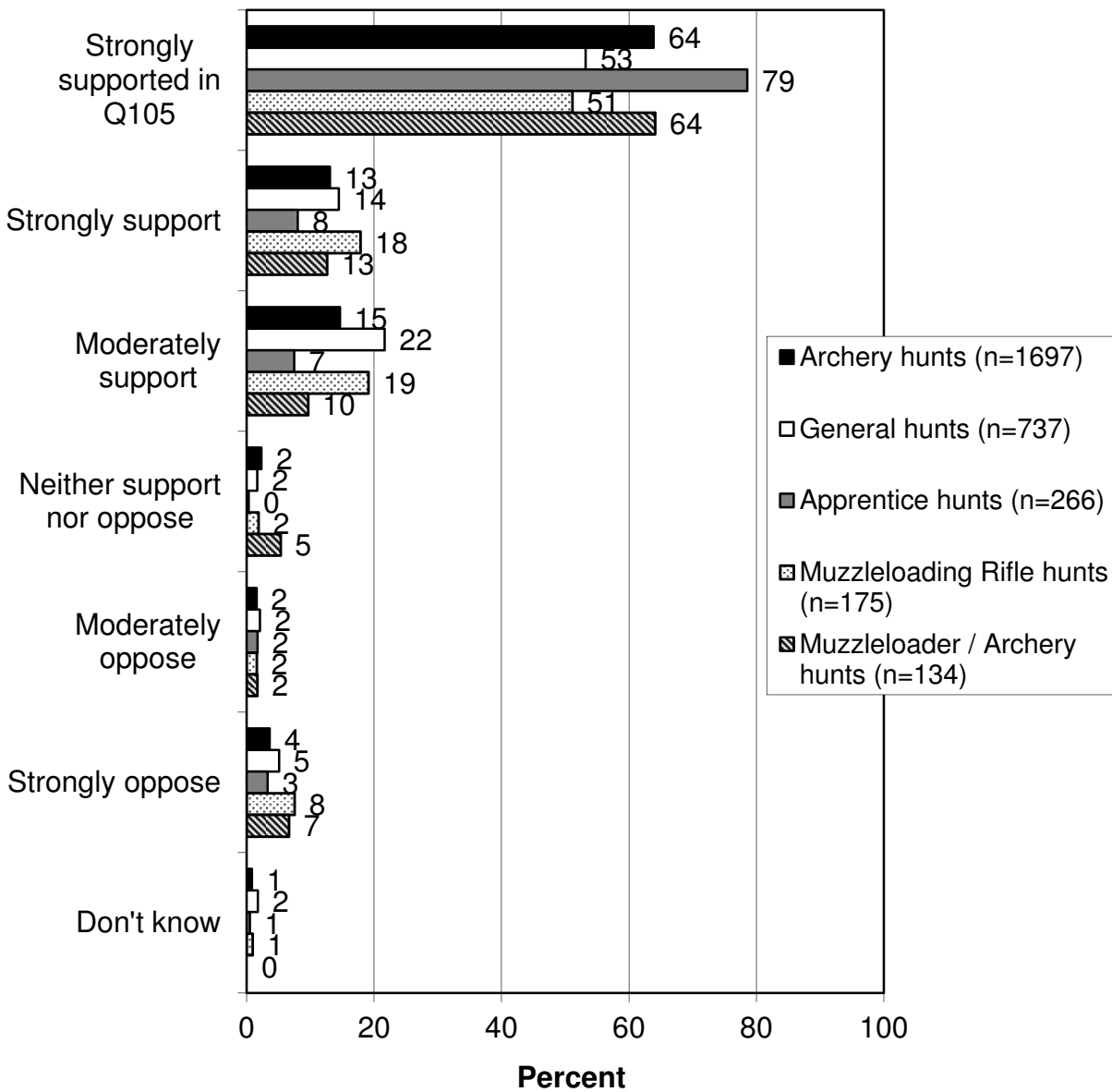
Q107. What if the deer population data indicated that a controlled doe hunt was an appropriate management option? (Would you support or oppose a controlled doe hunt as a deer management option?)



Q107. What if the deer population data indicated that a controlled doe hunt was an appropriate management option? (Would you support or oppose a controlled doe hunt as a deer management option?)



Q107. What if the deer population data indicated that a controlled doe hunt was an appropriate management option? (Would you support or oppose a controlled doe hunt as a deer management option?)



Q107. What if the deer population data indicated that a controlled doe hunt was an appropriate management option? (Would you support or oppose a controlled doe hunt as a deer management option?)							
	Strongly supported in Q105	Strongly support	Moderately support	Neither support nor oppose	Moderately oppose	Strongly oppose	Don't know
A	47.7	15.3	17.5	3.7	3.4	9.6	2.8
A1	55.2	9.9	17.0	1.8	4.5	9.9	1.8
A11	72.0	12.0	0.0	0.0	4.0	12.0	0.0
A12	71.9	9.0	14.6	2.2	0.0	0.0	2.2
A13	64.4	17.8	17.8	0.0	0.0	0.0	0.0
A14	52.0	8.0	8.0	8.0	8.0	8.0	8.0
A15	75.0	7.5	7.5	0.0	0.0	5.0	5.0
A16	64.3	13.6	13.6	2.9	4.3	1.4	0.0
A17	58.6	6.2	14.7	2.0	2.0	14.7	2.0
A18	48.7	13.6	29.8	5.3	0.0	2.7	0.0
A19	71.0	16.0	10.0	0.0	0.0	0.0	3.0
A20	66.0	12.4	10.3	2.1	2.1	5.2	2.1
A21	84.6	0.0	7.7	0.0	0.0	7.7	0.0
A22	54.9	13.0	22.8	2.0	1.3	4.6	1.3
A24	63.6	10.1	10.1	10.1	2.0	4.0	0.0
A25	77.1	0.0	11.4	5.7	0.0	5.7	0.0
A26	67.7	12.9	0.0	0.0	0.0	19.4	0.0
A27	100.0	0.0	0.0	0.0	0.0	0.0	0.0
A3	56.6	14.7	22.5	1.6	0.0	4.7	0.0
A30	72.5	0.0	22.5	0.0	0.0	0.0	5.0
A31	70.4	14.0	11.5	1.2	1.2	0.6	1.2
A32	72.0	15.6	12.4	0.0	0.0	0.0	0.0
A33	79.6	12.2	0.0	0.0	4.1	4.1	0.0
A4	30.0	20.0	30.0	0.0	0.0	20.0	0.0
A5	66.7	13.3	13.3	3.3	0.0	3.3	0.0
A6	57.7	15.5	15.5	0.0	5.6	5.6	0.0
A7	66.4	10.9	13.6	3.6	0.0	5.5	0.0
A8	66.7	11.1	0.0	0.0	11.1	11.1	0.0
A9	33.3	33.3	33.3	0.0	0.0	0.0	0.0
AO	66.8	14.2	13.1	2.6	0.9	1.9	0.5
B	51.2	12.1	17.2	2.8	3.5	11.3	2.0
C	50.0	12.1	20.0	5.1	2.8	8.8	1.3
D10	62.3	6.3	17.3	2.3	2.3	6.3	3.2
D11	58.4	10.7	17.8	0.9	3.3	5.1	3.7
D12	40.6	14.6	23.4	2.6	2.0	11.4	5.4
D13	59.8	18.1	14.6	1.0	2.5	3.5	0.5
D14	61.4	12.7	20.8	1.7	1.7	1.3	0.4
D15	56.6	15.5	18.1	3.3	1.3	3.3	2.0
D16	48.8	16.7	24.2	4.4	1.4	2.0	2.4
D17	54.7	13.0	17.2	2.8	3.6	5.8	2.8
D19	65.3	11.0	12.7	1.1	1.7	6.3	1.7
D3-5	61.4	13.2	15.5	2.0	1.4	3.9	2.6
D6	59.3	14.7	17.2	1.9	1.3	4.0	1.6
D7	54.4	15.0	18.8	2.7	3.2	4.9	1.0
D8	55.9	16.7	16.7	2.0	2.5	4.7	1.6
D9	63.5	14.3	15.2	1.0	1.0	3.9	1.0

Q107. What if the deer population data indicated that a controlled doe hunt was an appropriate management option? (Would you support or oppose a controlled doe hunt as a deer management option?)							
	Strongly supported in Q105	Strongly support	Moderately support	Neither support nor oppose	Moderately oppose	Strongly oppose	Don't know
G1	50.6	16.1	22.9	0.7	2.6	6.0	1.1
G10	63.2	10.2	14.3	6.1	0.0	2.0	4.1
G11	62.7	9.1	16.3	7.1	0.0	2.4	2.4
G12	74.2	6.5	12.9	0.0	0.0	6.5	0.0
G13	52.2	16.4	18.7	1.7	1.7	3.3	6.0
G19	84.0	0.0	16.0	0.0	0.0	0.0	0.0
G21	48.0	20.0	20.0	0.0	0.0	12.0	0.0
G3	60.0	5.7	8.6	5.7	5.7	14.3	0.0
G37	52.0	8.0	40.0	0.0	0.0	0.0	0.0
G38	48.5	12.0	32.4	0.7	1.7	4.0	0.7
G39	40.0	20.0	20.0	0.0	0.0	20.0	0.0
G6	52.0	14.0	26.0	0.0	8.0	0.0	0.0
G7	75.0	15.0	0.0	0.0	0.0	0.0	10.0
G8	90.0	10.0	0.0	0.0	0.0	0.0	0.0
GO	40.0	0.0	0.0	0.0	0.0	60.0	0.0
J1	69.2	15.4	15.4	0.0	0.0	0.0	0.0
J10	85.9	0.0	5.9	0.0	2.4	5.9	0.0
J11	85.4	4.9	4.9	0.0	4.9	0.0	0.0
J12	77.8	22.2	0.0	0.0	0.0	0.0	0.0
J13	79.5	10.3	0.0	0.0	10.3	0.0	0.0
J14	69.0	17.2	6.9	6.9	0.0	0.0	0.0
J15	80.0	20.0	0.0	0.0	0.0	0.0	0.0
J16	88.0	9.3	2.7	0.0	0.0	0.0	0.0
J17	80.0	12.0	8.0	0.0	0.0	0.0	0.0
J18	89.5	2.6	2.6	0.0	2.6	0.0	2.6
J19	53.8	11.5	23.1	0.0	0.0	11.5	0.0
J20	75.0	0.0	25.0	0.0	0.0	0.0	0.0
J21	70.0	12.0	4.0	0.0	0.0	14.0	0.0
J3	73.3	20.0	0.0	0.0	0.0	0.0	6.7
J4	66.7	0.0	6.7	0.0	0.0	26.7	0.0
J7	46.7	26.7	26.7	0.0	0.0	0.0	0.0
J8	50.0	0.0	50.0	0.0	0.0	0.0	0.0
J9	100.0	0.0	0.0	0.0	0.0	0.0	0.0
M11	36.8	21.1	21.1	0.0	10.5	10.5	0.0
M3	45.0	20.0	5.0	0.0	5.0	25.0	0.0
M4	44.4	0.0	44.4	0.0	0.0	11.1	0.0
M5	25.0	0.0	50.0	25.0	0.0	0.0	0.0
M6	39.5	28.4	22.2	0.0	2.5	4.9	2.5
M7	62.9	15.2	15.2	3.3	0.0	3.3	0.0
M8	42.9	9.5	23.8	0.0	0.0	14.3	9.5
M9	33.3	6.7	26.7	0.0	0.0	33.3	0.0
MA1	70.9	8.6	13.9	1.3	1.3	4.0	0.0
MA3	57.3	16.7	5.3	9.3	2.0	9.3	0.0
OZ	40.0	0.0	40.0	0.0	20.0	0.0	0.0
X1	33.5	12.9	23.9	3.9	4.5	19.3	1.9
X10	56.0	18.3	13.3	4.3	2.0	5.5	0.8
X12	52.4	17.5	18.4	1.9	4.3	5.6	0.0
X2	41.8	12.7	11.4	4.4	5.7	21.5	2.5

Q107. What if the deer population data indicated that a controlled doe hunt was an appropriate management option? (Would you support or oppose a controlled doe hunt as a deer management option?)							
	Strongly supported in Q105	Strongly support	Moderately support	Neither support nor oppose	Moderately oppose	Strongly oppose	Don't know
X3A	45.2	15.5	17.6	4.1	1.5	15.5	0.6
X3B	53.2	14.2	16.9	4.6	0.7	9.7	0.7
X4	49.1	7.2	23.8	3.3	2.0	13.8	0.8
X5A	53.3	10.0	14.4	4.4	7.8	7.8	2.2
X5B	67.7	3.2	16.1	0.0	3.2	9.7	0.0
X6A	55.0	18.1	10.6	3.6	5.1	6.0	1.5
X6B	53.9	12.3	17.4	3.5	3.5	7.3	2.2
X7A	50.2	12.0	31.5	1.7	0.8	3.7	0.0
X7B	64.0	12.5	12.5	4.4	1.5	5.1	0.0
X8	57.3	16.1	14.2	1.9	3.8	5.7	0.9
X9A	53.8	17.3	17.3	3.1	1.4	5.4	1.8
X9B	63.1	14.5	12.0	0.9	2.5	5.5	1.5
X9C	57.2	10.2	16.0	1.5	2.5	10.2	2.5

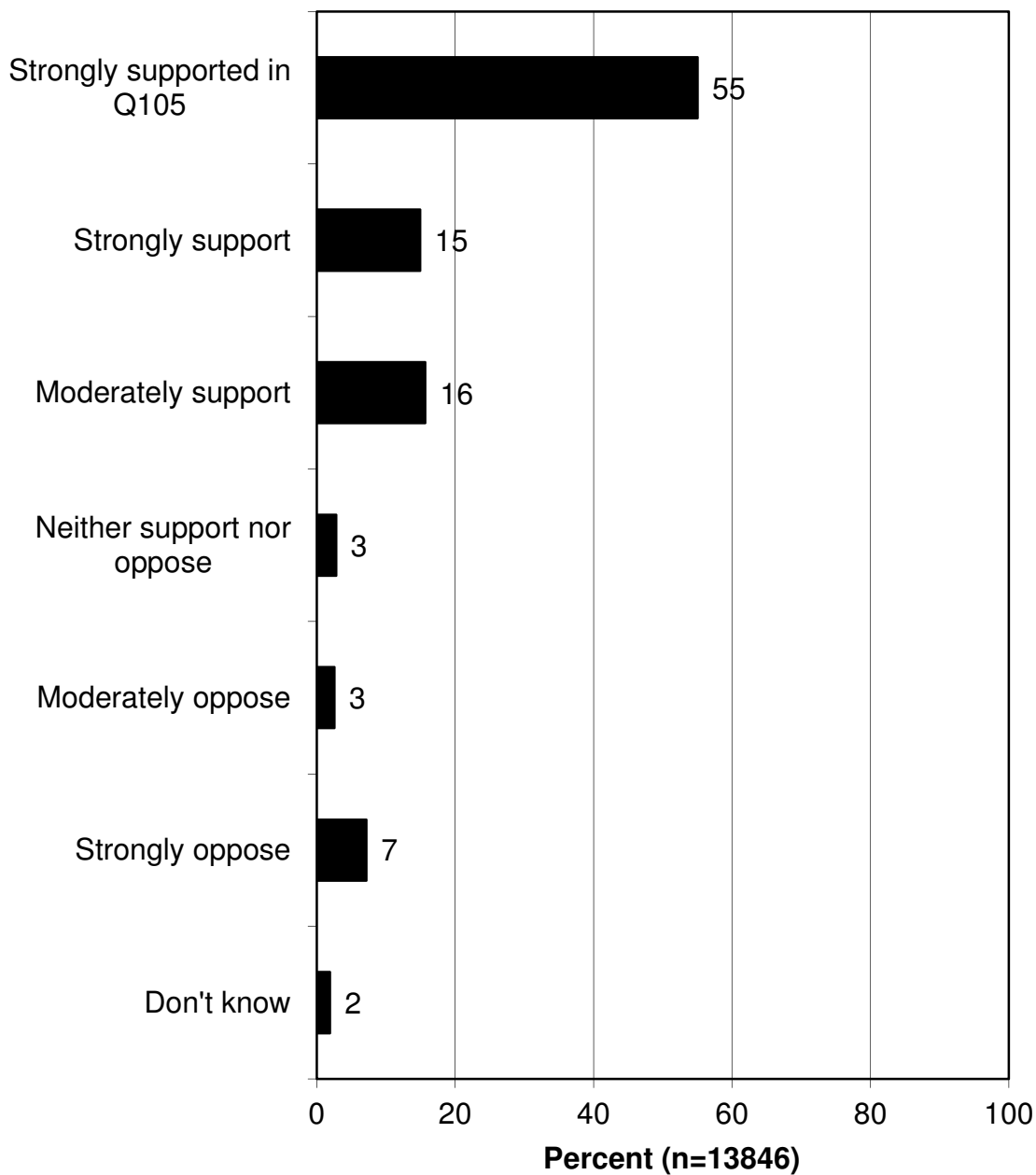
The tabulation for the question about a controlled doe hunt with a caveat is also shown sorted by *strongly* supported in Q105.

Q107. What if the deer population data indicated that a controlled doe hunt was an appropriate management option? (Would you support or oppose a controlled doe hunt as a deer management option?)							
	Strongly supported in Q105	Strongly support	Moderately support	Neither support nor oppose	Moderately oppose	Strongly oppose	Don't know
A27	100.0	0.0	0.0	0.0	0.0	0.0	0.0
J9	100.0	0.0	0.0	0.0	0.0	0.0	0.0
G8	90.0	10.0	0.0	0.0	0.0	0.0	0.0
J18	89.5	2.6	2.6	0.0	2.6	0.0	2.6
J16	88.0	9.3	2.7	0.0	0.0	0.0	0.0
J10	85.9	0.0	5.9	0.0	2.4	5.9	0.0
J11	85.4	4.9	4.9	0.0	4.9	0.0	0.0
A21	84.6	0.0	7.7	0.0	0.0	7.7	0.0
G19	84.0	0.0	16.0	0.0	0.0	0.0	0.0
J15	80.0	20.0	0.0	0.0	0.0	0.0	0.0
J17	80.0	12.0	8.0	0.0	0.0	0.0	0.0
A33	79.6	12.2	0.0	0.0	4.1	4.1	0.0
J13	79.5	10.3	0.0	0.0	10.3	0.0	0.0
J12	77.8	22.2	0.0	0.0	0.0	0.0	0.0
A25	77.1	0.0	11.4	5.7	0.0	5.7	0.0
A15	75.0	7.5	7.5	0.0	0.0	5.0	5.0
G7	75.0	15.0	0.0	0.0	0.0	0.0	10.0
J20	75.0	0.0	25.0	0.0	0.0	0.0	0.0
G12	74.2	6.5	12.9	0.0	0.0	6.5	0.0
J3	73.3	20.0	0.0	0.0	0.0	0.0	6.7
A30	72.5	0.0	22.5	0.0	0.0	0.0	5.0
A11	72.0	12.0	0.0	0.0	4.0	12.0	0.0
A32	72.0	15.6	12.4	0.0	0.0	0.0	0.0
A12	71.9	9.0	14.6	2.2	0.0	0.0	2.2
A19	71.0	16.0	10.0	0.0	0.0	0.0	3.0
MA1	70.9	8.6	13.9	1.3	1.3	4.0	0.0
A31	70.4	14.0	11.5	1.2	1.2	0.6	1.2
J21	70.0	12.0	4.0	0.0	0.0	14.0	0.0
J1	69.2	15.4	15.4	0.0	0.0	0.0	0.0
J14	69.0	17.2	6.9	6.9	0.0	0.0	0.0
A26	67.7	12.9	0.0	0.0	0.0	19.4	0.0
X5B	67.7	3.2	16.1	0.0	3.2	9.7	0.0
AO	66.8	14.2	13.1	2.6	0.9	1.9	0.5
A5	66.7	13.3	13.3	3.3	0.0	3.3	0.0
A8	66.7	11.1	0.0	0.0	11.1	11.1	0.0
J4	66.7	0.0	6.7	0.0	0.0	26.7	0.0
A7	66.4	10.9	13.6	3.6	0.0	5.5	0.0
A20	66.0	12.4	10.3	2.1	2.1	5.2	2.1
D19	65.3	11.0	12.7	1.1	1.7	6.3	1.7
A13	64.4	17.8	17.8	0.0	0.0	0.0	0.0
A16	64.3	13.6	13.6	2.9	4.3	1.4	0.0
X7B	64.0	12.5	12.5	4.4	1.5	5.1	0.0
A24	63.6	10.1	10.1	10.1	2.0	4.0	0.0
D9	63.5	14.3	15.2	1.0	1.0	3.9	1.0

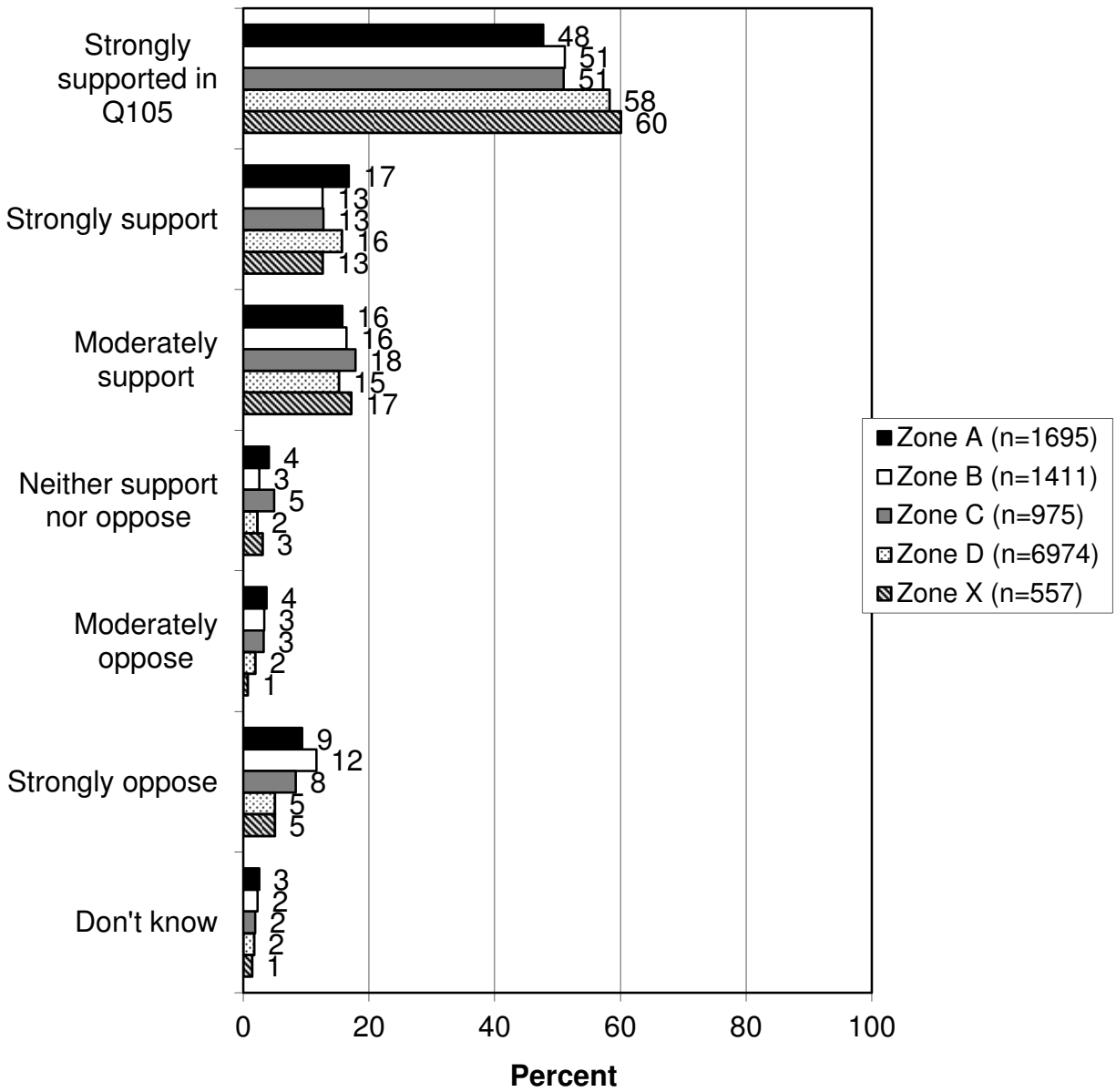
Q107. What if the deer population data indicated that a controlled doe hunt was an appropriate management option? (Would you support or oppose a controlled doe hunt as a deer management option?)							
	Strongly supported in Q105	Strongly support	Moderately support	Neither support nor oppose	Moderately oppose	Strongly oppose	Don't know
G10	63.2	10.2	14.3	6.1	0.0	2.0	4.1
X9B	63.1	14.5	12.0	0.9	2.5	5.5	1.5
M7	62.9	15.2	15.2	3.3	0.0	3.3	0.0
G11	62.7	9.1	16.3	7.1	0.0	2.4	2.4
D10	62.3	6.3	17.3	2.3	2.3	6.3	3.2
D14	61.4	12.7	20.8	1.7	1.7	1.3	0.4
D3-5	61.4	13.2	15.5	2.0	1.4	3.9	2.6
G3	60.0	5.7	8.6	5.7	5.7	14.3	0.0
D13	59.8	18.1	14.6	1.0	2.5	3.5	0.5
D6	59.3	14.7	17.2	1.9	1.3	4.0	1.6
A17	58.6	6.2	14.7	2.0	2.0	14.7	2.0
D11	58.4	10.7	17.8	0.9	3.3	5.1	3.7
A6	57.7	15.5	15.5	0.0	5.6	5.6	0.0
MA3	57.3	16.7	5.3	9.3	2.0	9.3	0.0
X8	57.3	16.1	14.2	1.9	3.8	5.7	0.9
X9C	57.2	10.2	16.0	1.5	2.5	10.2	2.5
A3	56.6	14.7	22.5	1.6	0.0	4.7	0.0
D15	56.6	15.5	18.1	3.3	1.3	3.3	2.0
X10	56.0	18.3	13.3	4.3	2.0	5.5	0.8
D8	55.9	16.7	16.7	2.0	2.5	4.7	1.6
A1	55.2	9.9	17.0	1.8	4.5	9.9	1.8
X6A	55.0	18.1	10.6	3.6	5.1	6.0	1.5
A22	54.9	13.0	22.8	2.0	1.3	4.6	1.3
D17	54.7	13.0	17.2	2.8	3.6	5.8	2.8
D7	54.4	15.0	18.8	2.7	3.2	4.9	1.0
X6B	53.9	12.3	17.4	3.5	3.5	7.3	2.2
J19	53.8	11.5	23.1	0.0	0.0	11.5	0.0
X9A	53.8	17.3	17.3	3.1	1.4	5.4	1.8
X5A	53.3	10.0	14.4	4.4	7.8	7.8	2.2
X3B	53.2	14.2	16.9	4.6	0.7	9.7	0.7
X12	52.4	17.5	18.4	1.9	4.3	5.6	0.0
G13	52.2	16.4	18.7	1.7	1.7	3.3	6.0
A14	52.0	8.0	8.0	8.0	8.0	8.0	8.0
G37	52.0	8.0	40.0	0.0	0.0	0.0	0.0
G6	52.0	14.0	26.0	0.0	8.0	0.0	0.0
B	51.2	12.1	17.2	2.8	3.5	11.3	2.0
G1	50.6	16.1	22.9	0.7	2.6	6.0	1.1
X7A	50.2	12.0	31.5	1.7	0.8	3.7	0.0
C	50.0	12.1	20.0	5.1	2.8	8.8	1.3
J8	50.0	0.0	50.0	0.0	0.0	0.0	0.0
X4	49.1	7.2	23.8	3.3	2.0	13.8	0.8
D16	48.8	16.7	24.2	4.4	1.4	2.0	2.4
A18	48.7	13.6	29.8	5.3	0.0	2.7	0.0
G38	48.5	12.0	32.4	0.7	1.7	4.0	0.7
G21	48.0	20.0	20.0	0.0	0.0	12.0	0.0
A	47.7	15.3	17.5	3.7	3.4	9.6	2.8
J7	46.7	26.7	26.7	0.0	0.0	0.0	0.0
X3A	45.2	15.5	17.6	4.1	1.5	15.5	0.6

Q107. What if the deer population data indicated that a controlled doe hunt was an appropriate management option? (Would you support or oppose a controlled doe hunt as a deer management option?)							
	Strongly supported in Q105	Strongly support	Moderately support	Neither support nor oppose	Moderately oppose	Strongly oppose	Don't know
M3	45.0	20.0	5.0	0.0	5.0	25.0	0.0
M4	44.4	0.0	44.4	0.0	0.0	11.1	0.0
M8	42.9	9.5	23.8	0.0	0.0	14.3	9.5
X2	41.8	12.7	11.4	4.4	5.7	21.5	2.5
D12	40.6	14.6	23.4	2.6	2.0	11.4	5.4
G39	40.0	20.0	20.0	0.0	0.0	20.0	0.0
GO	40.0	0.0	0.0	0.0	0.0	60.0	0.0
OZ	40.0	0.0	40.0	0.0	20.0	0.0	0.0
M6	39.5	28.4	22.2	0.0	2.5	4.9	2.5
M11	36.8	21.1	21.1	0.0	10.5	10.5	0.0
X1	33.5	12.9	23.9	3.9	4.5	19.3	1.9
A9	33.3	33.3	33.3	0.0	0.0	0.0	0.0
M9	33.3	6.7	26.7	0.0	0.0	33.3	0.0
A4	30.0	20.0	30.0	0.0	0.0	20.0	0.0
M5	25.0	0.0	50.0	25.0	0.0	0.0	0.0

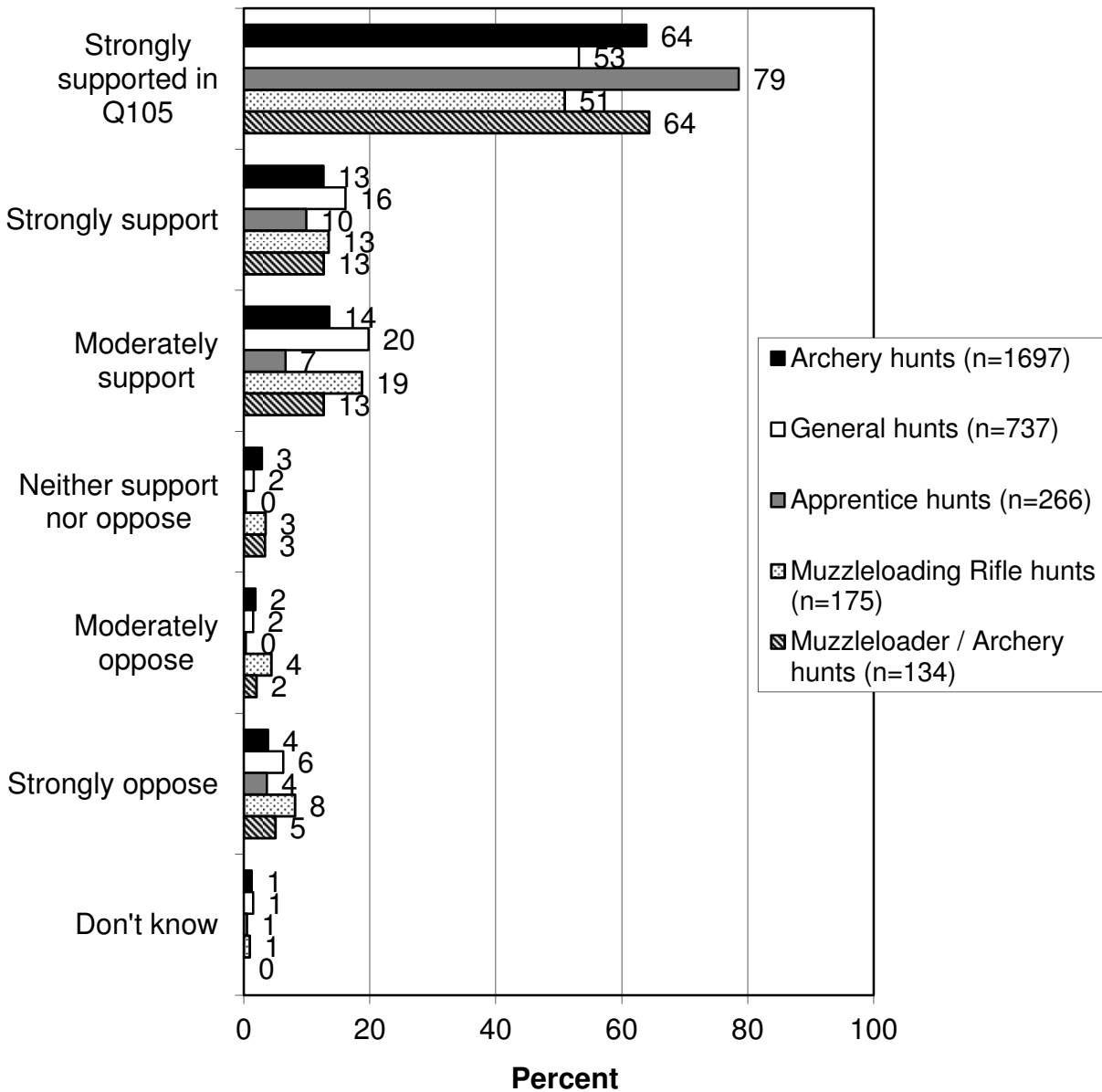
**Q108. What if a controlled doe hunt would improve the quality of your future buck harvest?
(Would you support or oppose a controlled doe hunt as a deer management option?)**



Q108. What if a controlled doe hunt would improve the quality of your future buck harvest? (Would you support or oppose a controlled doe hunt as a deer management option?)



Q108. What if a controlled doe hunt would improve the quality of your future buck harvest? (Would you support or oppose a controlled doe hunt as a deer management option?)



Q108. What if a controlled doe hunt would improve the quality of your future buck harvest? (Would you support or oppose a controlled doe hunt as a deer management option?)							
	Strongly supported in Q105	Strongly support	Moderately support	Neither support nor oppose	Moderately oppose	Strongly oppose	Don't know
A	47.7	16.8	15.8	4.1	3.7	9.4	2.5
A1	55.2	9.9	15.7	3.1	3.6	9.4	3.1
A11	72.0	8.0	8.0	4.0	0.0	8.0	0.0
A12	71.9	9.0	12.4	4.5	0.0	2.2	0.0
A13	64.4	22.2	13.3	0.0	0.0	0.0	0.0
A14	52.0	16.0	16.0	8.0	0.0	0.0	8.0
A15	75.0	12.5	7.5	0.0	0.0	5.0	0.0
A16	64.3	17.9	9.3	7.1	1.4	0.0	0.0
A17	58.4	10.4	14.6	1.9	0.0	12.7	1.9
A18	48.7	8.3	32.4	5.3	0.0	2.7	2.7
A19	71.0	16.0	13.0	0.0	0.0	0.0	0.0
A20	65.3	17.3	10.2	0.0	0.0	5.1	2.0
A21	84.6	0.0	7.7	0.0	0.0	7.7	0.0
A22	54.8	15.7	14.4	5.9	2.6	4.6	2.0
A24	63.6	10.1	10.1	8.1	2.0	4.0	2.0
A25	77.1	0.0	17.1	0.0	0.0	5.7	0.0
A26	67.7	12.9	0.0	0.0	0.0	19.4	0.0
A27	100.0	0.0	0.0	0.0	0.0	0.0	0.0
A3	56.6	13.2	19.4	1.6	3.1	4.7	1.6
A30	72.5	10.0	12.5	0.0	0.0	0.0	5.0
A31	70.4	12.7	10.3	3.6	1.2	0.0	1.8
A32	71.7	15.5	6.4	0.0	3.2	0.0	3.2
A33	79.6	8.2	4.1	0.0	0.0	8.2	0.0
A4	30.0	20.0	20.0	0.0	0.0	30.0	0.0
A5	66.7	16.7	13.3	0.0	0.0	3.3	0.0
A6	57.7	18.3	15.5	0.0	2.8	5.6	0.0
A7	65.8	12.6	12.6	3.6	1.8	3.6	0.0
A8	66.7	0.0	0.0	11.1	11.1	11.1	0.0
A9	40.0	60.0	0.0	0.0	0.0	0.0	0.0
AO	66.8	13.1	13.1	2.4	1.7	2.6	0.5
B	51.2	12.6	16.4	2.6	3.3	11.6	2.3
C	50.0	13.4	18.4	5.3	3.2	8.1	1.6
D10	62.4	5.5	17.3	2.3	3.2	7.1	2.3
D11	58.4	10.7	19.2	2.3	1.9	3.7	3.7
D12	40.7	16.6	18.7	3.4	3.4	12.6	4.6
D13	59.8	20.6	13.1	1.5	2.0	2.5	0.5
D14	61.4	14.8	18.2	2.5	1.3	1.3	0.4
D15	56.8	18.7	14.8	3.3	2.6	2.6	1.3
D16	48.8	18.8	22.9	4.4	1.4	2.0	1.7
D17	54.7	12.2	20.8	2.2	2.2	6.4	1.4
D19	65.3	11.0	13.9	2.3	0.6	5.8	1.1
D3-5	61.4	14.6	13.4	2.2	1.5	4.7	2.2
D6	59.3	16.4	15.3	2.4	1.3	4.0	1.3
D7	54.4	18.2	15.9	1.8	3.2	6.1	0.5
D8	55.9	18.0	16.0	1.1	2.5	5.6	0.9
D9	63.6	16.8	12.8	2.0	0.5	3.5	1.0
G1	50.6	16.9	22.1	1.1	1.1	7.9	0.4

Q108. What if a controlled doe hunt would improve the quality of your future buck harvest? (Would you support or oppose a controlled doe hunt as a deer management option?)							
	Strongly supported in Q105	Strongly support	Moderately support	Neither support nor oppose	Moderately oppose	Strongly oppose	Don't know
G10	63.2	18.4	6.1	4.1	2.0	2.0	4.1
G11	62.7	11.5	16.3	2.4	0.0	2.4	4.8
G12	76.7	16.7	6.7	0.0	0.0	0.0	0.0
G13	52.2	14.7	18.7	3.3	3.3	2.7	5.0
G19	84.0	0.0	16.0	0.0	0.0	0.0	0.0
G21	48.0	28.0	12.0	0.0	0.0	12.0	0.0
G3	61.8	8.8	20.6	0.0	0.0	8.8	0.0
G37	52.0	8.0	32.0	8.0	0.0	0.0	0.0
G38	48.5	15.7	24.7	0.7	2.3	5.7	2.3
G39	40.0	20.0	0.0	0.0	20.0	20.0	0.0
G6	51.0	13.7	21.6	0.0	13.7	0.0	0.0
G7	75.0	15.0	0.0	0.0	0.0	0.0	10.0
G8	90.0	0.0	10.0	0.0	0.0	0.0	0.0
GO	40.0	0.0	0.0	0.0	0.0	60.0	0.0
J1	69.2	15.4	15.4	0.0	0.0	0.0	0.0
J10	86.9	2.4	2.4	0.0	2.4	6.0	0.0
J11	85.4	4.9	4.9	0.0	0.0	0.0	4.9
J12	77.8	22.2	0.0	0.0	0.0	0.0	0.0
J13	77.5	22.5	0.0	0.0	0.0	0.0	0.0
J14	69.0	6.9	17.2	6.9	0.0	0.0	0.0
J15	80.0	0.0	20.0	0.0	0.0	0.0	0.0
J16	88.0	12.0	0.0	0.0	0.0	0.0	0.0
J17	80.0	12.0	8.0	0.0	0.0	0.0	0.0
J18	90.7	6.7	0.0	0.0	0.0	2.7	0.0
J19	53.8	23.1	11.5	0.0	0.0	11.5	0.0
J20	75.0	0.0	25.0	0.0	0.0	0.0	0.0
J21	70.0	12.0	4.0	0.0	0.0	14.0	0.0
J3	73.3	20.0	0.0	0.0	0.0	0.0	6.7
J4	66.7	0.0	6.7	0.0	0.0	26.7	0.0
J7	46.7	26.7	26.7	0.0	0.0	0.0	0.0
J8	50.0	0.0	50.0	0.0	0.0	0.0	0.0
J9	100.0	0.0	0.0	0.0	0.0	0.0	0.0
M11	36.8	21.1	21.1	0.0	10.5	10.5	0.0
M3	45.0	10.0	20.0	0.0	0.0	25.0	0.0
M4	44.4	0.0	33.3	0.0	0.0	22.2	0.0
M5	25.0	25.0	25.0	0.0	25.0	0.0	0.0
M6	39.5	22.2	19.8	6.2	4.9	4.9	2.5
M7	63.3	9.3	18.0	3.3	1.3	4.7	0.0
M8	42.9	14.3	9.5	0.0	14.3	9.5	9.5
M9	35.7	0.0	14.3	7.1	7.1	35.7	0.0
MA1	70.9	12.6	12.6	1.3	0.0	2.6	0.0
MA3	57.7	12.8	12.8	5.4	4.0	7.4	0.0
OZ	40.0	20.0	40.0	0.0	0.0	0.0	0.0
X1	33.6	16.7	19.4	1.9	5.2	20.0	3.3
X10	55.9	16.7	14.7	0.7	1.5	8.5	2.0
X12	52.4	17.5	17.5	1.9	3.2	6.6	0.9
X2	42.3	7.7	17.3	4.5	3.2	21.8	3.2
X3A	45.0	17.0	12.0	2.9	4.1	17.0	2.0
X3B	53.2	18.8	11.6	3.3	0.7	10.3	2.0

Q108. What if a controlled doe hunt would improve the quality of your future buck harvest? (Would you support or oppose a controlled doe hunt as a deer management option?)							
	Strongly supported in Q105	Strongly support	Moderately support	Neither support nor oppose	Moderately oppose	Strongly oppose	Don't know
X4	49.0	12.0	20.4	2.0	2.6	13.3	0.8
X5A	53.3	7.8	16.7	4.4	7.8	7.8	2.2
X5B	67.7	6.5	3.2	3.2	3.2	16.1	0.0
X6A	55.2	18.8	12.1	3.6	3.6	6.1	0.6
X6B	53.9	12.3	15.1	5.7	5.0	7.3	0.6
X7A	50.0	18.6	22.3	2.9	1.7	3.7	0.8
X7B	64.0	13.2	12.5	2.9	2.9	4.4	0.0
X8	57.3	15.2	12.3	4.7	4.7	5.7	0.0
X9A	53.8	19.1	17.3	3.1	1.8	3.1	1.8
X9B	63.1	14.5	14.5	0.9	1.5	5.5	0.0
X9C	57.2	11.1	15.1	2.5	2.5	9.2	2.5

The tabulation for the question about a controlled doe hunt with a caveat is also shown sorted by *strongly* supported in Q105.

Q108. What if a controlled doe hunt would improve the quality of your future buck harvest? (Would you support or oppose a controlled doe hunt as a deer management option?)							
	Strongly supported in Q105	Strongly support	Moderately support	Neither support nor oppose	Moderately oppose	Strongly oppose	Don't know
A27	100.0	0.0	0.0	0.0	0.0	0.0	0.0
J9	100.0	0.0	0.0	0.0	0.0	0.0	0.0
J18	90.7	6.7	0.0	0.0	0.0	2.7	0.0
G8	90.0	0.0	10.0	0.0	0.0	0.0	0.0
J16	88.0	12.0	0.0	0.0	0.0	0.0	0.0
J10	86.9	2.4	2.4	0.0	2.4	6.0	0.0
J11	85.4	4.9	4.9	0.0	0.0	0.0	4.9
A21	84.6	0.0	7.7	0.0	0.0	7.7	0.0
G19	84.0	0.0	16.0	0.0	0.0	0.0	0.0
J15	80.0	0.0	20.0	0.0	0.0	0.0	0.0
J17	80.0	12.0	8.0	0.0	0.0	0.0	0.0
A33	79.6	8.2	4.1	0.0	0.0	8.2	0.0
J12	77.8	22.2	0.0	0.0	0.0	0.0	0.0
J13	77.5	22.5	0.0	0.0	0.0	0.0	0.0
A25	77.1	0.0	17.1	0.0	0.0	5.7	0.0
G12	76.7	16.7	6.7	0.0	0.0	0.0	0.0
A15	75.0	12.5	7.5	0.0	0.0	5.0	0.0
G7	75.0	15.0	0.0	0.0	0.0	0.0	10.0
J20	75.0	0.0	25.0	0.0	0.0	0.0	0.0
J3	73.3	20.0	0.0	0.0	0.0	0.0	6.7
A30	72.5	10.0	12.5	0.0	0.0	0.0	5.0
A11	72.0	8.0	8.0	4.0	0.0	8.0	0.0
A12	71.9	9.0	12.4	4.5	0.0	2.2	0.0
A32	71.7	15.5	6.4	0.0	3.2	0.0	3.2
A19	71.0	16.0	13.0	0.0	0.0	0.0	0.0
MA1	70.9	12.6	12.6	1.3	0.0	2.6	0.0
A31	70.4	12.7	10.3	3.6	1.2	0.0	1.8
J21	70.0	12.0	4.0	0.0	0.0	14.0	0.0
J1	69.2	15.4	15.4	0.0	0.0	0.0	0.0
J14	69.0	6.9	17.2	6.9	0.0	0.0	0.0
A26	67.7	12.9	0.0	0.0	0.0	19.4	0.0
X5B	67.7	6.5	3.2	3.2	3.2	16.1	0.0
AO	66.8	13.1	13.1	2.4	1.7	2.6	0.5
A5	66.7	16.7	13.3	0.0	0.0	3.3	0.0
A8	66.7	0.0	0.0	11.1	11.1	11.1	0.0
J4	66.7	0.0	6.7	0.0	0.0	26.7	0.0
A7	65.8	12.6	12.6	3.6	1.8	3.6	0.0
A20	65.3	17.3	10.2	0.0	0.0	5.1	2.0
D19	65.3	11.0	13.9	2.3	0.6	5.8	1.1
A13	64.4	22.2	13.3	0.0	0.0	0.0	0.0
A16	64.3	17.9	9.3	7.1	1.4	0.0	0.0
X7B	64.0	13.2	12.5	2.9	2.9	4.4	0.0
A24	63.6	10.1	10.1	8.1	2.0	4.0	2.0
D9	63.6	16.8	12.8	2.0	0.5	3.5	1.0
M7	63.3	9.3	18.0	3.3	1.3	4.7	0.0

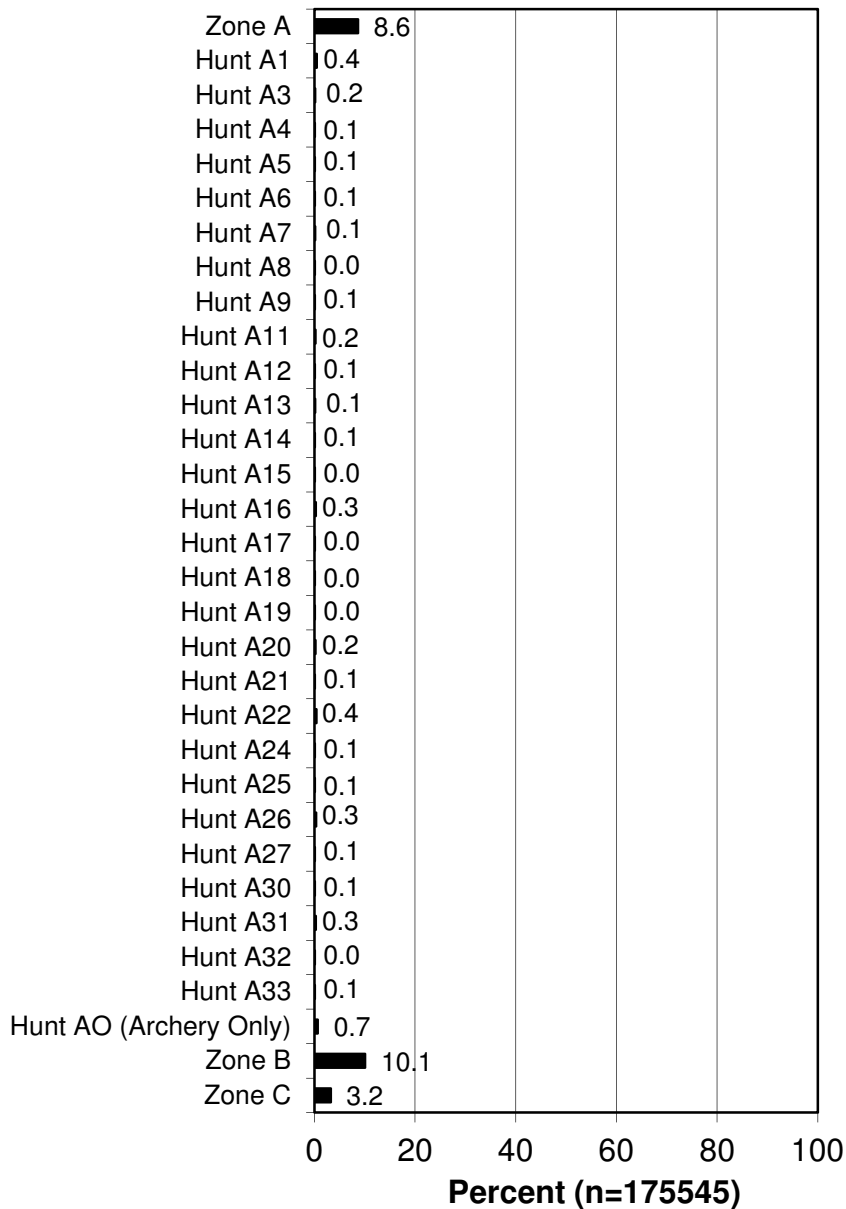
Q108. What if a controlled doe hunt would improve the quality of your future buck harvest? (Would you support or oppose a controlled doe hunt as a deer management option?)							
	Strongly supported in Q105	Strongly support	Moderately support	Neither support nor oppose	Moderately oppose	Strongly oppose	Don't know
G10	63.2	18.4	6.1	4.1	2.0	2.0	4.1
X9B	63.1	14.5	14.5	0.9	1.5	5.5	0.0
G11	62.7	11.5	16.3	2.4	0.0	2.4	4.8
D10	62.4	5.5	17.3	2.3	3.2	7.1	2.3
G3	61.8	8.8	20.6	0.0	0.0	8.8	0.0
D14	61.4	14.8	18.2	2.5	1.3	1.3	0.4
D3-5	61.4	14.6	13.4	2.2	1.5	4.7	2.2
D13	59.8	20.6	13.1	1.5	2.0	2.5	0.5
D6	59.3	16.4	15.3	2.4	1.3	4.0	1.3
A17	58.4	10.4	14.6	1.9	0.0	12.7	1.9
D11	58.4	10.7	19.2	2.3	1.9	3.7	3.7
A6	57.7	18.3	15.5	0.0	2.8	5.6	0.0
MA3	57.7	12.8	12.8	5.4	4.0	7.4	0.0
X8	57.3	15.2	12.3	4.7	4.7	5.7	0.0
X9C	57.2	11.1	15.1	2.5	2.5	9.2	2.5
D15	56.8	18.7	14.8	3.3	2.6	2.6	1.3
A3	56.6	13.2	19.4	1.6	3.1	4.7	1.6
D8	55.9	18.0	16.0	1.1	2.5	5.6	0.9
X10	55.9	16.7	14.7	0.7	1.5	8.5	2.0
A1	55.2	9.9	15.7	3.1	3.6	9.4	3.1
X6A	55.2	18.8	12.1	3.6	3.6	6.1	0.6
A22	54.8	15.7	14.4	5.9	2.6	4.6	2.0
D17	54.7	12.2	20.8	2.2	2.2	6.4	1.4
D7	54.4	18.2	15.9	1.8	3.2	6.1	0.5
X6B	53.9	12.3	15.1	5.7	5.0	7.3	0.6
J19	53.8	23.1	11.5	0.0	0.0	11.5	0.0
X9A	53.8	19.1	17.3	3.1	1.8	3.1	1.8
X5A	53.3	7.8	16.7	4.4	7.8	7.8	2.2
X3B	53.2	18.8	11.6	3.3	0.7	10.3	2.0
X12	52.4	17.5	17.5	1.9	3.2	6.6	0.9
G13	52.2	14.7	18.7	3.3	3.3	2.7	5.0
A14	52.0	16.0	16.0	8.0	0.0	0.0	8.0
G37	52.0	8.0	32.0	8.0	0.0	0.0	0.0
B	51.2	12.6	16.4	2.6	3.3	11.6	2.3
G6	51.0	13.7	21.6	0.0	13.7	0.0	0.0
G1	50.6	16.9	22.1	1.1	1.1	7.9	0.4
C	50.0	13.4	18.4	5.3	3.2	8.1	1.6
J8	50.0	0.0	50.0	0.0	0.0	0.0	0.0
X7A	50.0	18.6	22.3	2.9	1.7	3.7	0.8
X4	49.0	12.0	20.4	2.0	2.6	13.3	0.8
D16	48.8	18.8	22.9	4.4	1.4	2.0	1.7
A18	48.7	8.3	32.4	5.3	0.0	2.7	2.7
G38	48.5	15.7	24.7	0.7	2.3	5.7	2.3
G21	48.0	28.0	12.0	0.0	0.0	12.0	0.0
A	47.7	16.8	15.8	4.1	3.7	9.4	2.5
J7	46.7	26.7	26.7	0.0	0.0	0.0	0.0
M3	45.0	10.0	20.0	0.0	0.0	25.0	0.0
X3A	45.0	17.0	12.0	2.9	4.1	17.0	2.0
M4	44.4	0.0	33.3	0.0	0.0	22.2	0.0

Q108. What if a controlled doe hunt would improve the quality of your future buck harvest? (Would you support or oppose a controlled doe hunt as a deer management option?)							
	Strongly supported in Q105	Strongly support	Moderately support	Neither support nor oppose	Moderately oppose	Strongly oppose	Don't know
M8	42.9	14.3	9.5	0.0	14.3	9.5	9.5
X2	42.3	7.7	17.3	4.5	3.2	21.8	3.2
D12	40.7	16.6	18.7	3.4	3.4	12.6	4.6
A9	40.0	60.0	0.0	0.0	0.0	0.0	0.0
G39	40.0	20.0	0.0	0.0	20.0	20.0	0.0
GO	40.0	0.0	0.0	0.0	0.0	60.0	0.0
OZ	40.0	20.0	40.0	0.0	0.0	0.0	0.0
M6	39.5	22.2	19.8	6.2	4.9	4.9	2.5
M11	36.8	21.1	21.1	0.0	10.5	10.5	0.0
M9	35.7	0.0	14.3	7.1	7.1	35.7	0.0
X1	33.6	16.7	19.4	1.9	5.2	20.0	3.3
A4	30.0	20.0	20.0	0.0	0.0	30.0	0.0
M5	25.0	25.0	25.0	0.0	25.0	0.0	0.0


PREFERRED HUNT ZONES

- Deer hunters were asked to name the deer zone or hunt that they would prefer, as shown in three graphs.


Q100. In which deer zone or hunt in California would you most prefer to hunt? (Part 1)



Q100. In which deer zone or hunt in California would you most prefer to hunt? (Part 2)



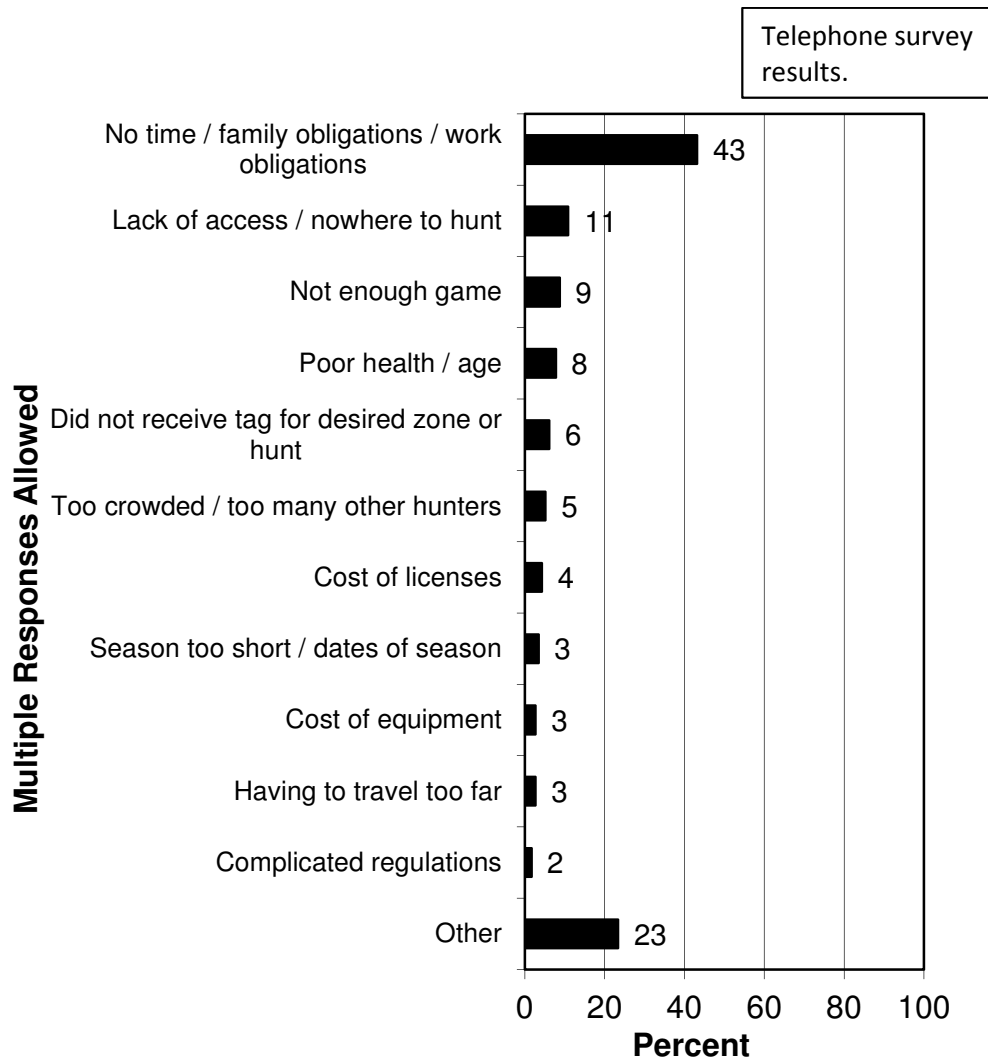
Q100. In which deer zone or hunt in California would you most prefer to hunt? (Part 3)



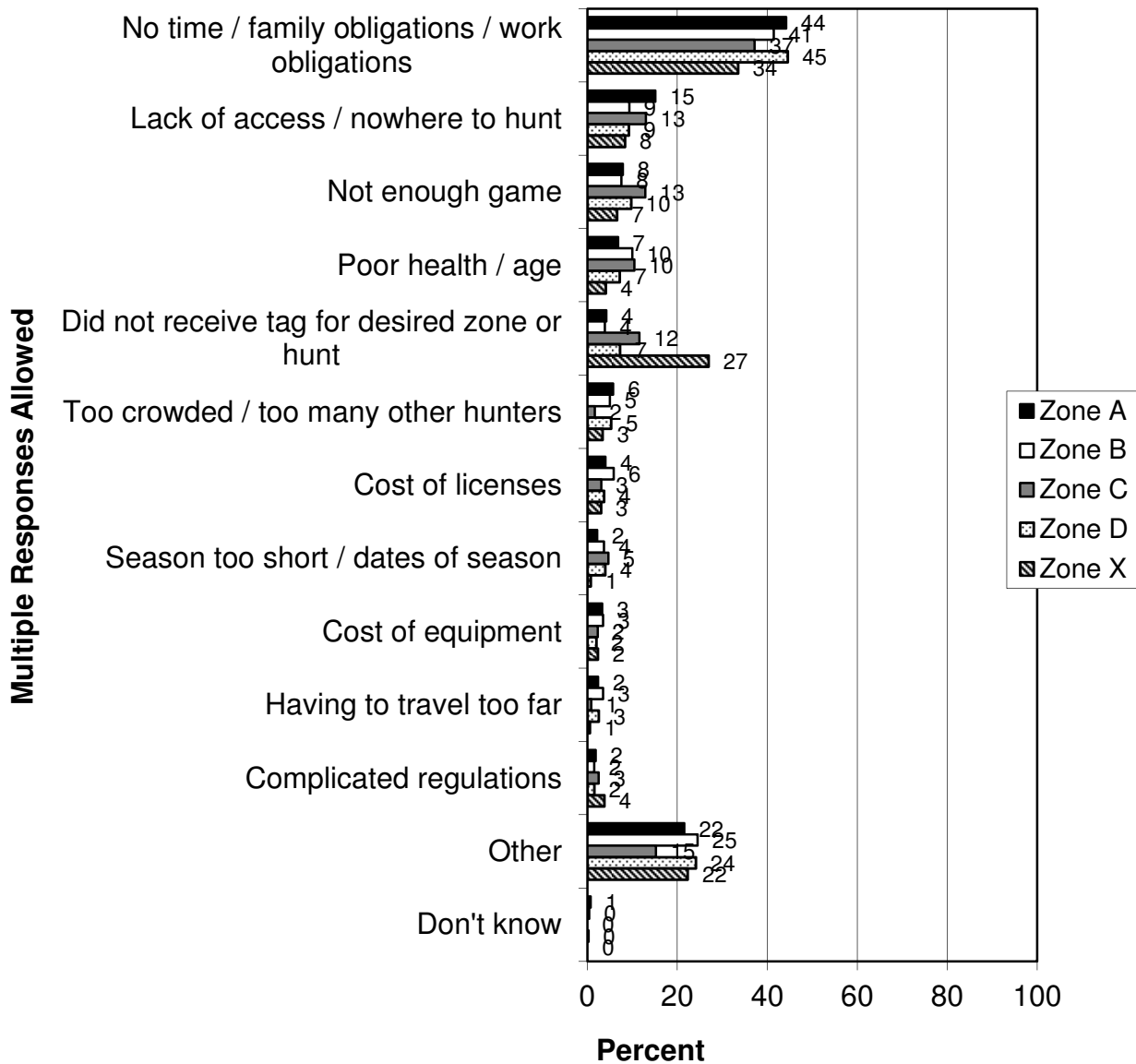
CONSTRAINTS TO HUNTING PARTICIPATION IN CALIFORNIA

- The most commonly given reason for not hunting as much as desired is a simple lack of time/family obligations/work obligations. Other reasons named by substantial percentages include lack of access, lack of game, or poor health/old age.

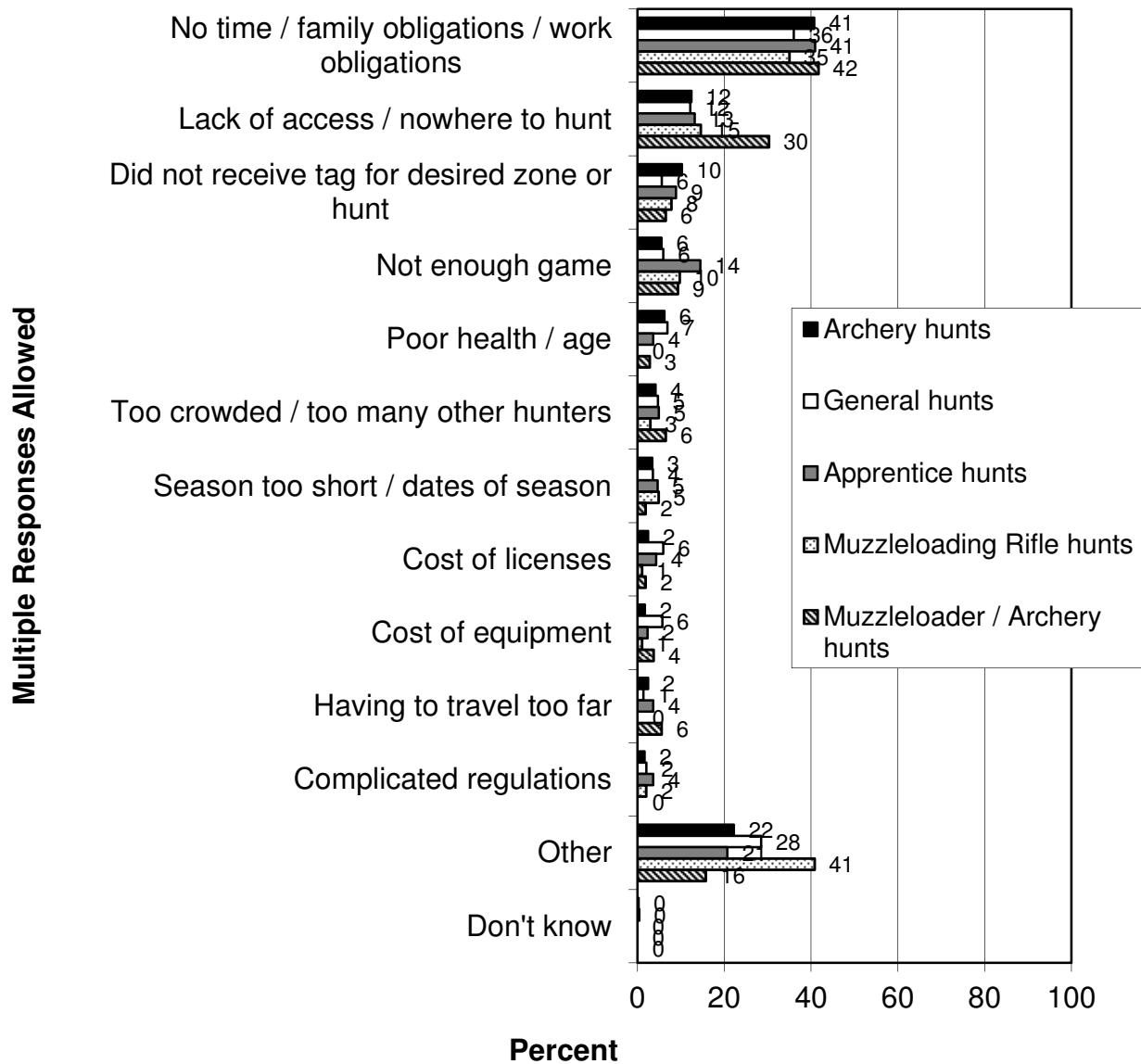
Q37. What are the reasons you did not hunt deer in California as much as you would have liked in the past 5 years? (Asked of those who said that they did not hunt as much as they would have liked.)



Q37. What are the reasons you did not hunt deer in California as much as you would have liked in the past 5 years? (Asked of those who said that they did not hunt as much as they would have liked.)



Q37. What are the reasons you did not hunt deer in California as much as you would have liked in the past 5 years? (Asked of those who said that they did not hunt as much as they would have liked.)



Q37. What are the reasons you did not hunt deer in California as much as you would have liked in the past 5 years?

	No time / family obligations / work obligations	Lack of access / nowhere to hunt	Not enough game	Poor health / age	Did not receive tag for desired zone or hunt	Too crowded / too many other hunters	Cost of licenses	Season too short / dates of season	Cost of equipment	Having to travel too far	Complicated regulations	Other
A	44	15	8	7	4	6	4	2	3	2	2	22
A1	40	4	8	8	0	0	4	8	4	0	0	32
A11	40	10	20	0	20	0	0	0	0	0	20	40
A12	19	38	0	0	38	0	0	0	0	0	10	19
A13	67	17	17	0	17	0	0	0	0	0	0	0
A14	29	0	0	14	0	14	0	0	0	0	0	43
A15	20	13	0	13	0	20	0	0	0	0	0	56
A16	35	8	13	4	27	0	4	4	0	0	0	4
A17	32	11	5	11	21	5	0	0	0	0	11	16
A18	27	7	0	0	46	0	0	0	0	0	0	27
A19	50	0	23	0	0	0	23	0	23	0	0	23
A20	44	13	5	0	18	0	5	0	5	0	0	31
A21	0	23	14	0	23	14	0	14	0	0	14	14
A22	40	13	13	7	2	9	2	0	2	0	2	20
A24	43	36	7	14	0	0	7	14	7	0	0	7
A25	25	25	0	0	25	0	0	25	0	0	0	25
A26	0	0	33	0	67	0	0	0	0	0	0	0
A3	42	0	8	8	20	8	8	4	4	0	0	16
A30	64	0	13	27	0	0	0	0	0	0	0	0
A31	48	20	0	5	7	0	7	2	2	2	2	15
A32	41	9	0	0	0	9	0	0	0	9	0	41
A33	25	75	0	0	0	0	0	13	0	0	0	13
A4	0	0	50	0	0	0	0	0	0	0	0	50
A5	38	8	8	0	31	8	0	0	8	8	0	0
A6	50	0	22	0	28	0	22	0	11	0	11	0
A7	30	7	0	0	15	0	7	0	7	7	0	50
A8	0	0	50	0	50	20	0	0	0	0	0	20
A9	100	0	0	0	0	0	0	0	0	0	0	0
AO	46	13	3	8	5	5	0	5	0	5	0	22
B	41	9	8	10	4	5	6	4	3	3	2	25
C	37	15	14	11	14	2	3	4	2	1	3	12
D10	25	23	10	7	0	7	1	5	0	3	5	30
D11	41	7	19	2	0	10	2	0	0	5	0	26
D12	61	3	5	3	3	2	8	5	3	5	2	18
D13	47	11	11	9	9	16	4	2	0	2	4	13
D14	48	16	4	12	0	0	4	4	0	0	0	16
D15	47	6	6	5	8	6	8	1	3	5	4	18
D16	57	0	5	10	2	5	0	0	0	0	0	22
D17	40	13	5	5	3	5	0	0	0	3	10	38

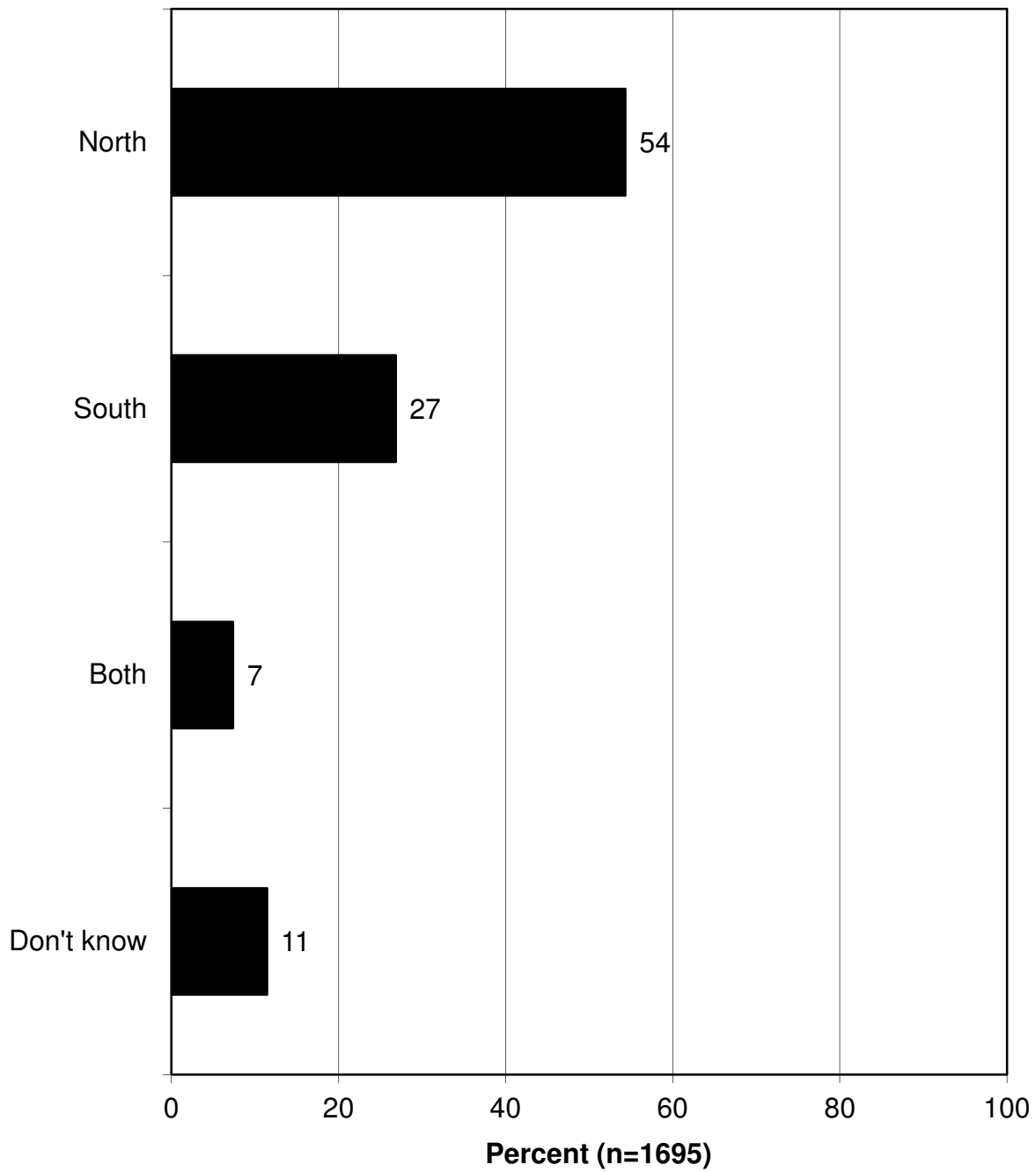
Q37. What are the reasons you did not hunt deer in California as much as you would have liked in the past 5 years?

	No time / family obligations / work obligations	Lack of access / nowhere to hunt	Not enough game	Poor health / age	Did not receive tag for desired zone or hunt	Too crowded / too many other hunters	Cost of licenses	Season too short / dates of season	Cost of equipment	Having to travel too far	Complicated regulations	Other
M3	44	0	13	0	0	0	0	0	0	0	0	44
M4	0	0	0	0	40	20	0	0	0	0	0	40
M5	0	0	0	0	0	0	0	0	0	0	0	100
M6	57	18	9	0	9	0	0	0	0	0	9	18
M7	25	20	13	0	4	4	0	9	0	0	0	50
M8	40	0	0	0	40	0	0	0	0	0	0	40
M9	0	0	0	0	0	0	50	0	50	0	0	100
MA1	49	27	10	0	3	3	3	3	6	9	0	16
MA3	28	36	8	8	15	15	0	0	0	0	0	15
OZ	100	0	0	0	33	0	0	0	0	0	0	0
X1	30	2	25	0	23	2	2	2	2	0	0	28
X10	41	5	7	17	14	5	14	3	12	14	0	19
X12	36	4	15	7	25	2	0	0	0	2	0	21
X2	19	11	17	8	32	11	0	8	0	3	3	19
X3A	29	2	17	5	29	2	2	5	0	0	0	14
X3B	43	3	3	5	33	3	3	3	5	3	3	12
X4	25	3	13	10	29	2	2	5	0	2	0	24
X5A	21	0	14	7	46	14	0	0	0	0	0	21
X5B	19	19	6	13	19	6	0	6	0	0	0	25
X6A	20	0	10	2	27	10	5	5	5	7	5	22
X6B	18	9	16	9	31	9	2	5	0	0	2	18
X7A	21	3	17	6	21	6	3	17	3	0	3	29
X7B	37	14	30	4	18	8	4	8	4	0	4	18
X8	36	11	6	3	25	6	3	6	0	8	0	19
X9A	25	6	18	8	49	6	2	4	2	0	4	16
X9B	31	12	5	0	38	7	3	0	3	7	0	21
X9C	28	4	12	4	43	4	2	0	0	0	4	4

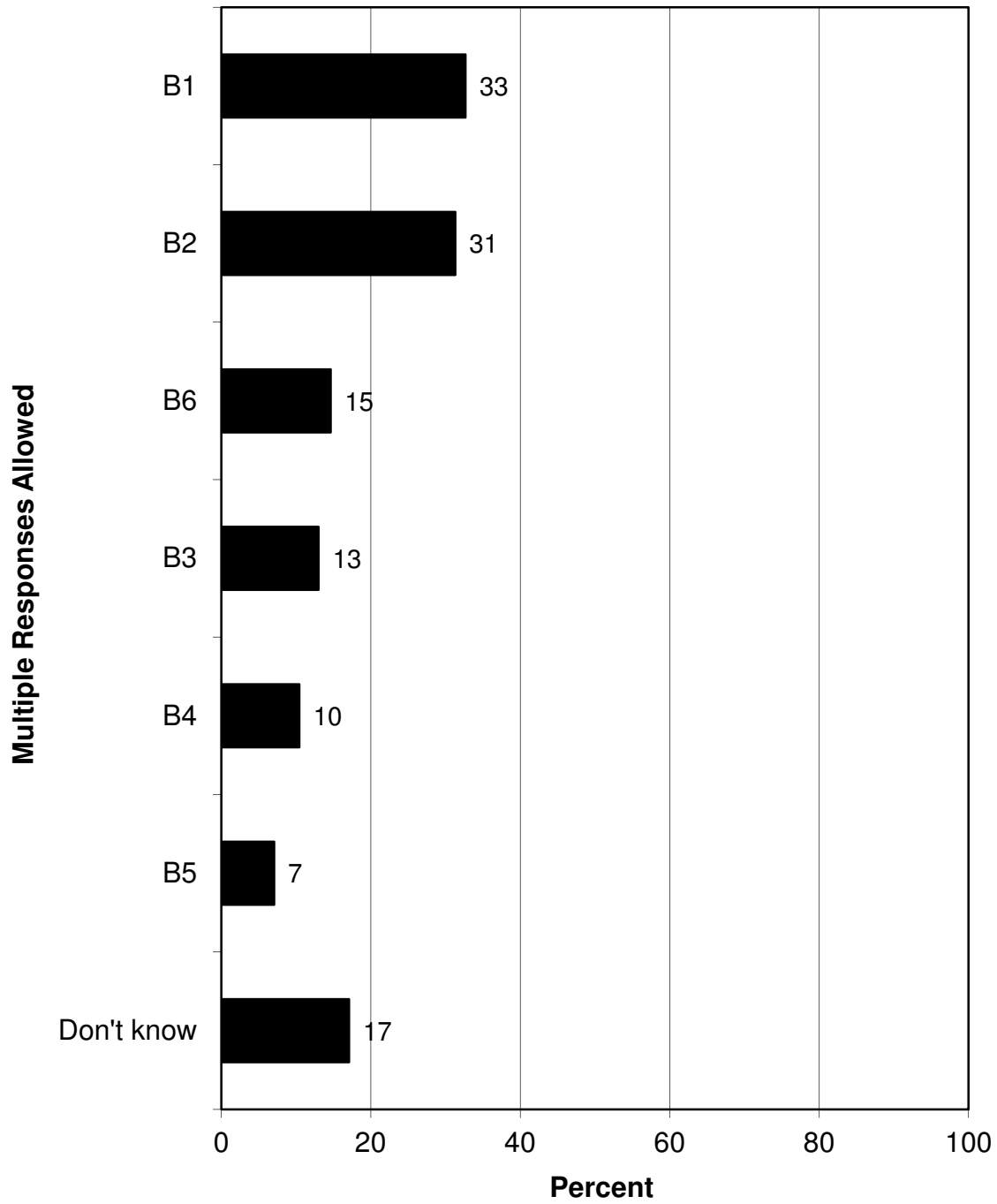
HUNTING LOCATIONS WITHIN SELECT ZONES

- Four questions asked about locations within select zones, as shown in the graphs.
 - Zone A North is more popular than Zone A South.
 - Zones B1 and B2 are the most popular of the B Zones.
 - Zone C4 is the most popular of the C Zones.
 - Zones D3 and D5 are more popular than Zone D4.

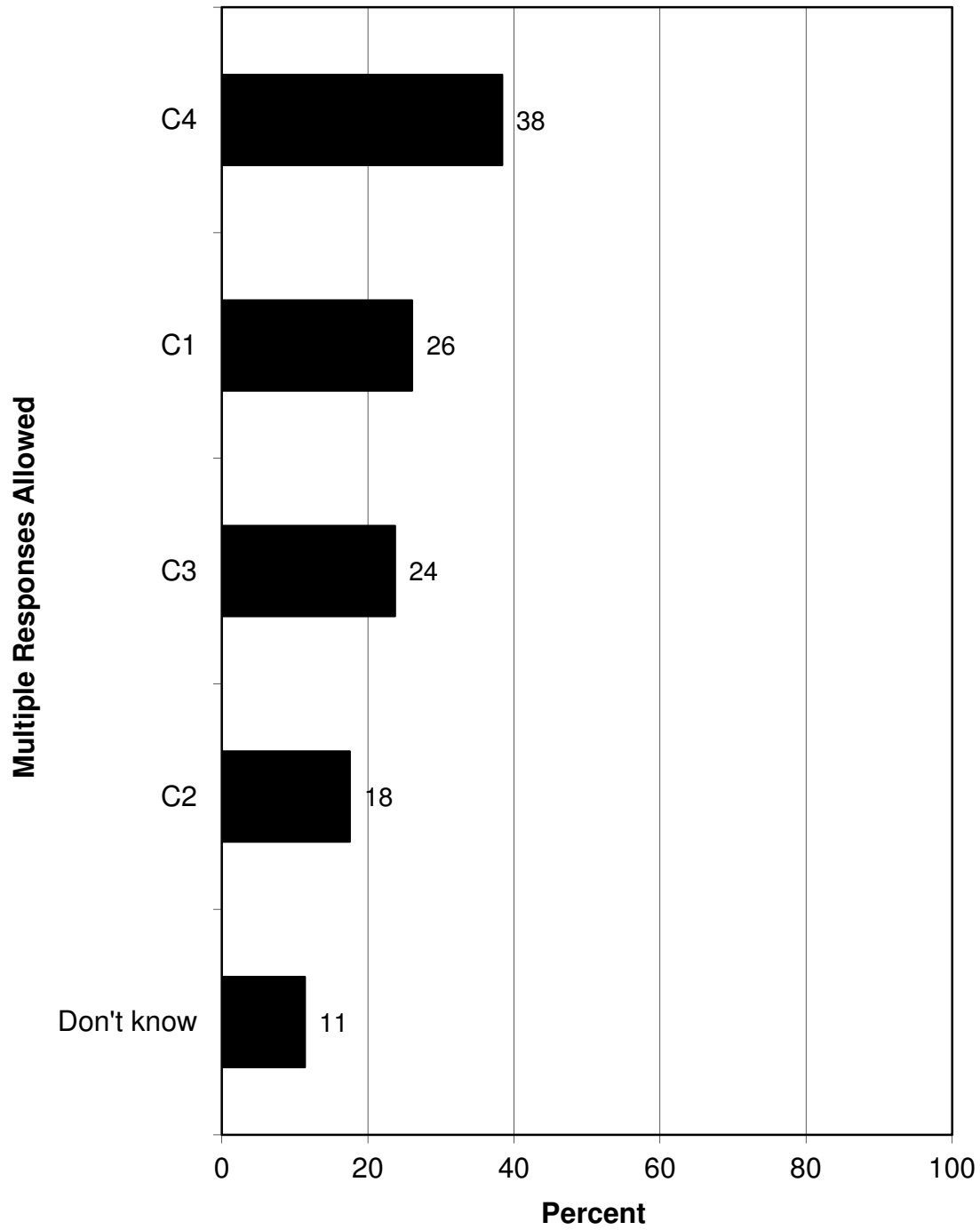
Q59. Did you deer hunt in Zone A North, Zone A South, or both?



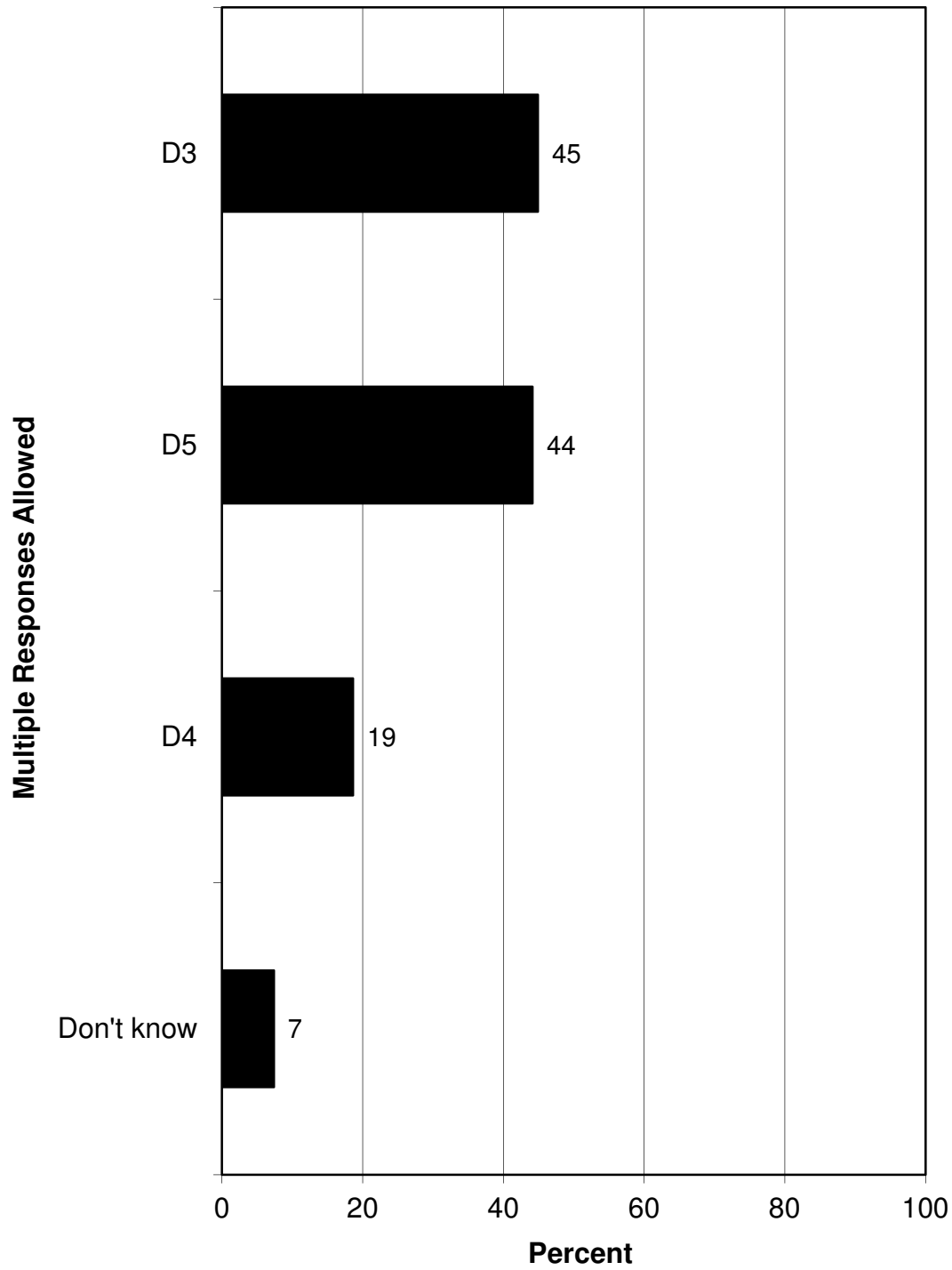
Q62. Specifically, which B zones did you hunt in?



Q65. Specifically, which C zones did you hunt in?



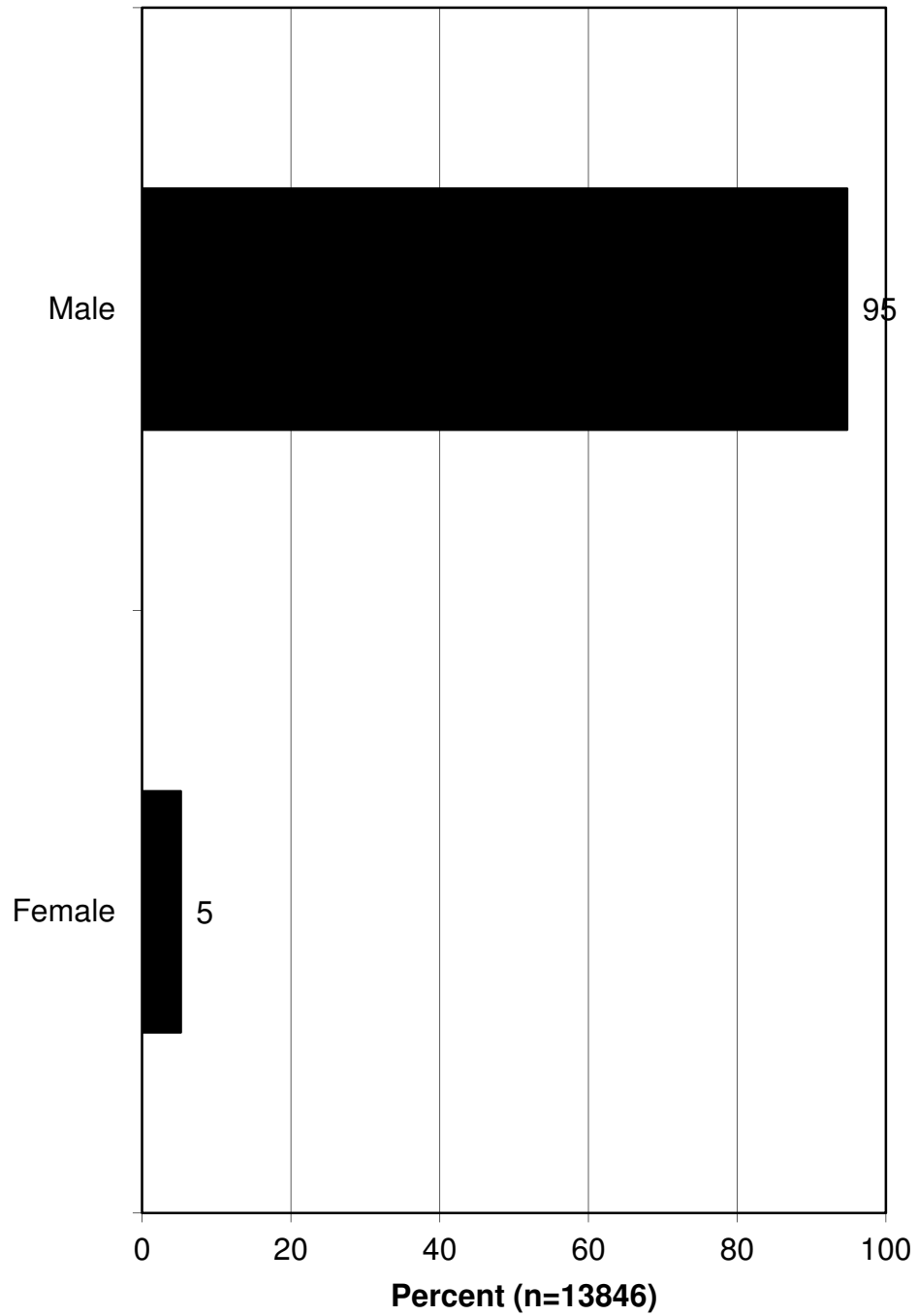
Q68. Specifically, did you hunt in Zone...?



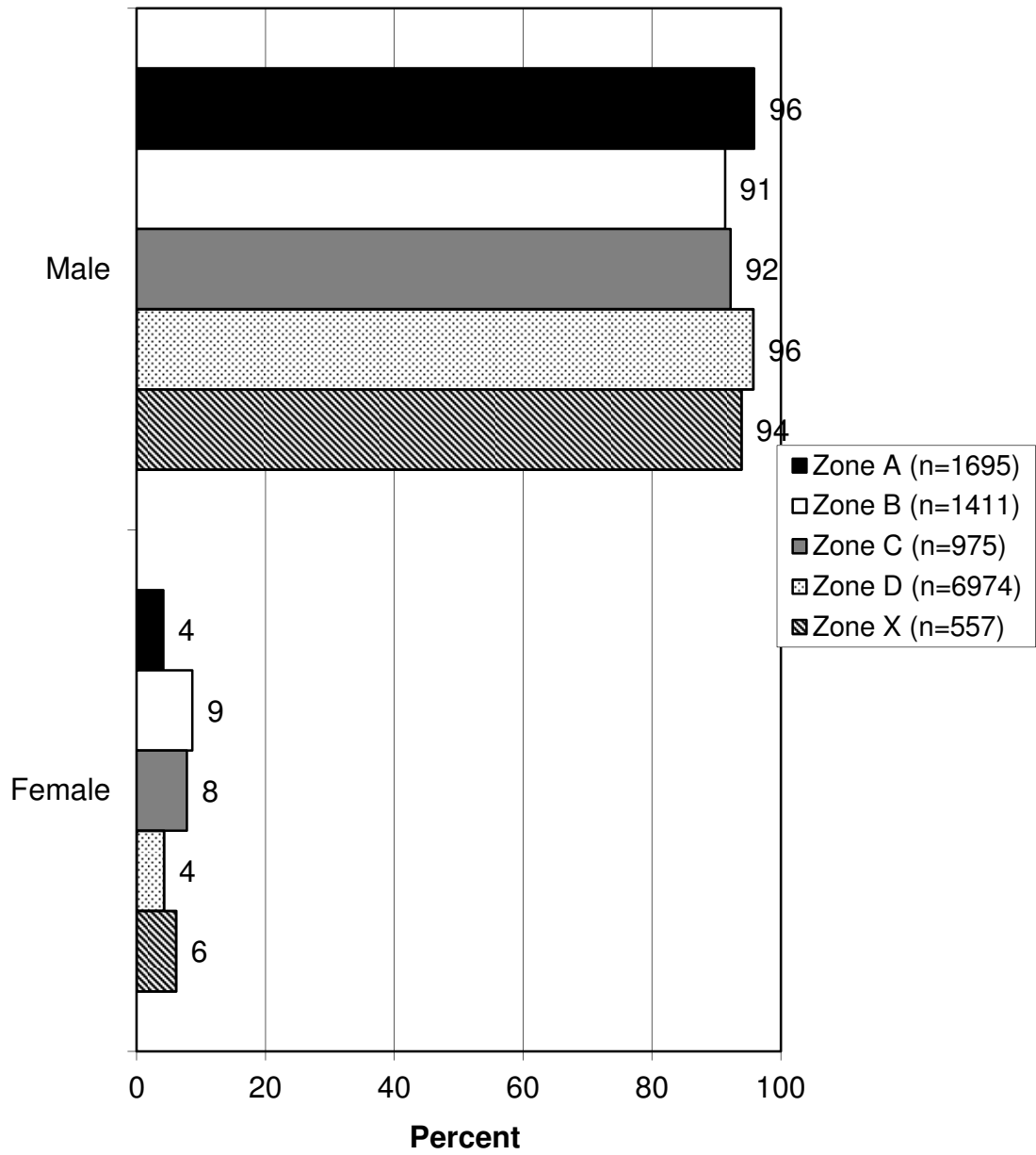
DEMOGRAPHIC DATA

- Three demographic characteristics were examined in the survey, gathered primarily for crosstabulations and analysis:
 - Gender: 95% of the California deer hunters in the survey are male.
 - Age: the mean age of California deer hunters 16 years old and older is 46.63 years old. (Note that no deer hunters under age 16 were interviewed, so the actual mean age of all deer hunters would be lower than 46.63 years if these younger hunters were included in the calculation.)
 - The county of residence of hunters is shown (note that the sampling stratification was by the zone/hunt in which the hunter had hunted, not by residence).

Q119. Respondent's gender (not asked; observed by interviewer).



Q119. Respondent's gender (not asked; observed by interviewer).



Q119. Respondent's gender (not asked; observed by interviewer).

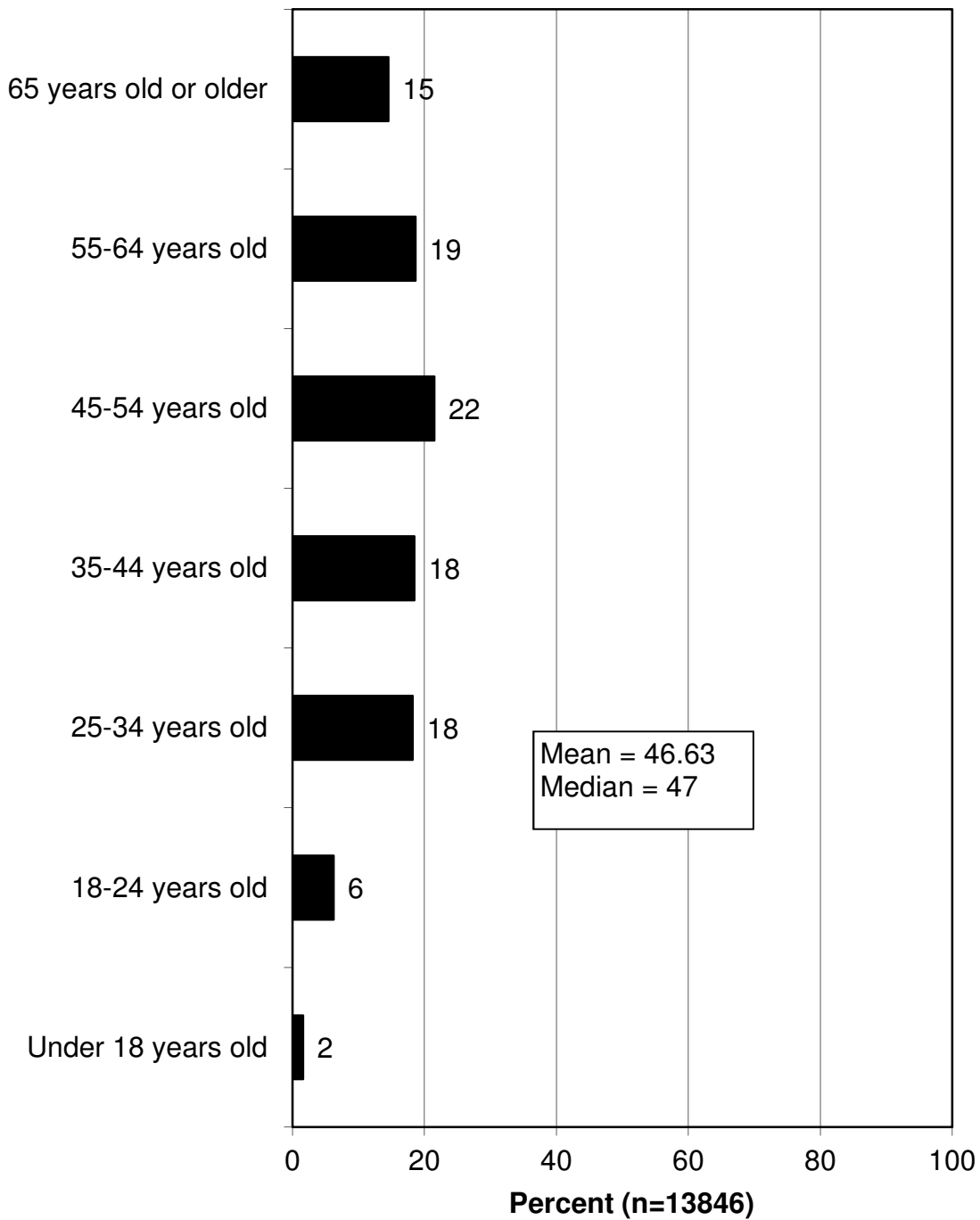


Q119. Respondent's gender (not asked; observed by interviewer).			
	Male	Female	Interviewer could not determine
A	95.9	4.1	
A1	94.6	5.4	
A11	96.0	4.0	
A12	93.6	6.4	
A13	95.5	4.5	
A14	100.0		
A15	100.0		
A16	95.9	4.1	
A17	91.7	8.3	
A18	91.9	8.1	
A19	100.0		
A20	95.0	5.0	
A21	100.0		
A22	97.4	2.6	
A24	98.0	2.0	
A25	94.4	5.6	
A26	93.8	6.3	
A27	100.0		
A3	93.5	6.5	
A30	95.5	4.5	
A31	98.2	1.8	
A32	100.0		
A33	95.8	4.2	
A4	83.3	16.7	
A5	91.3	8.7	
A6	97.4	2.6	
A7	91.2	8.8	
A8	100.0		
A9	100.0		
AO	97.1	2.9	
B	91.4	8.6	
C	91.6	8.4	
D10	95.3	4.7	
D11	99.1	0.9	
D12	96.0	4.0	
D13	95.0	5.0	
D14	97.0	3.0	
D15	96.8	3.2	
D16	95.6	4.4	
D17	93.5	6.5	
D19	96.0	4.0	
D3-5	95.9	4.0	0.1
D6	94.9	5.1	
D7	95.7	4.3	
D8	96.2	3.8	
D9	94.6	5.4	
G1	95.5	4.5	
G10	98.0	2.0	
G11	97.7	2.3	

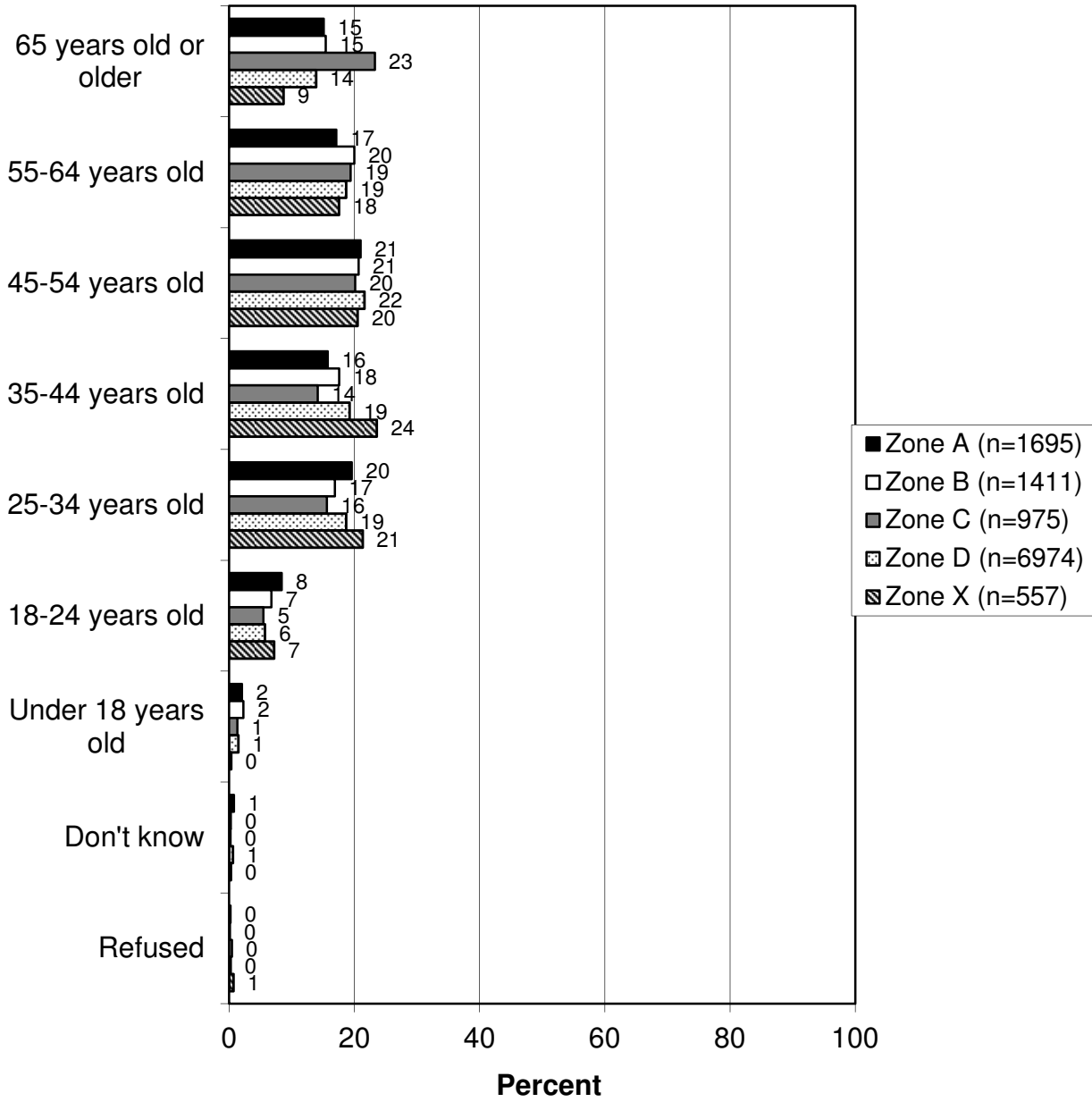
Q119. Respondent's gender (not asked; observed by interviewer).			
	Male	Female	Interviewer could not determine
G12	100.0		
G13	97.4	2.6	
G19	85.7	14.3	
G21	93.3	6.7	
G3	90.0	10.0	
G37	100.0		
G38	96.0	4.0	
G39	100.0		
G6	100.0		
G7	100.0		
G8	90.9	9.1	
GO	100.0		
J1	100.0		
J10	94.4	5.6	
J11	100.0		
J12	100.0		
J13	100.0		
J14	100.0		
J15	100.0		
J16	96.9	3.1	
J17	93.3	6.7	
J18	97.7	2.3	
J19	88.9	11.1	
J20	84.6	15.4	
J21	92.6	7.4	
J3	100.0		
J4	100.0		
J7	100.0		
J8	100.0		
J9	100.0		
M11	100.0		
M3	100.0		
M4	100.0		
M5	100.0		
M6	97.8	2.2	
M7	93.9	6.1	
M8	100.0		
M9	100.0		
MA1	98.8	1.3	
MA3	100.0		
OZ	80.0	20.0	
X1	92.9	7.1	
X10	96.5	3.5	
X12	96.2	3.8	
X2	92.0	8.0	
X3A	88.7	11.3	
X3B	89.6	10.4	
X4	89.4	10.6	
X5A	87.8	12.2	
X5B	93.5	6.5	
X6A	94.0	6.0	

Q119. Respondent's gender (not asked; observed by interviewer).			
	Male	Female	Interviewer could not determine
X6B	89.2	10.1	0.7
X7A	96.3	3.7	
X7B	94.5	5.5	
X8	97.2	2.8	
X9A	92.9	7.1	
X9B	92.8	7.2	
X9C	95.0	5.0	

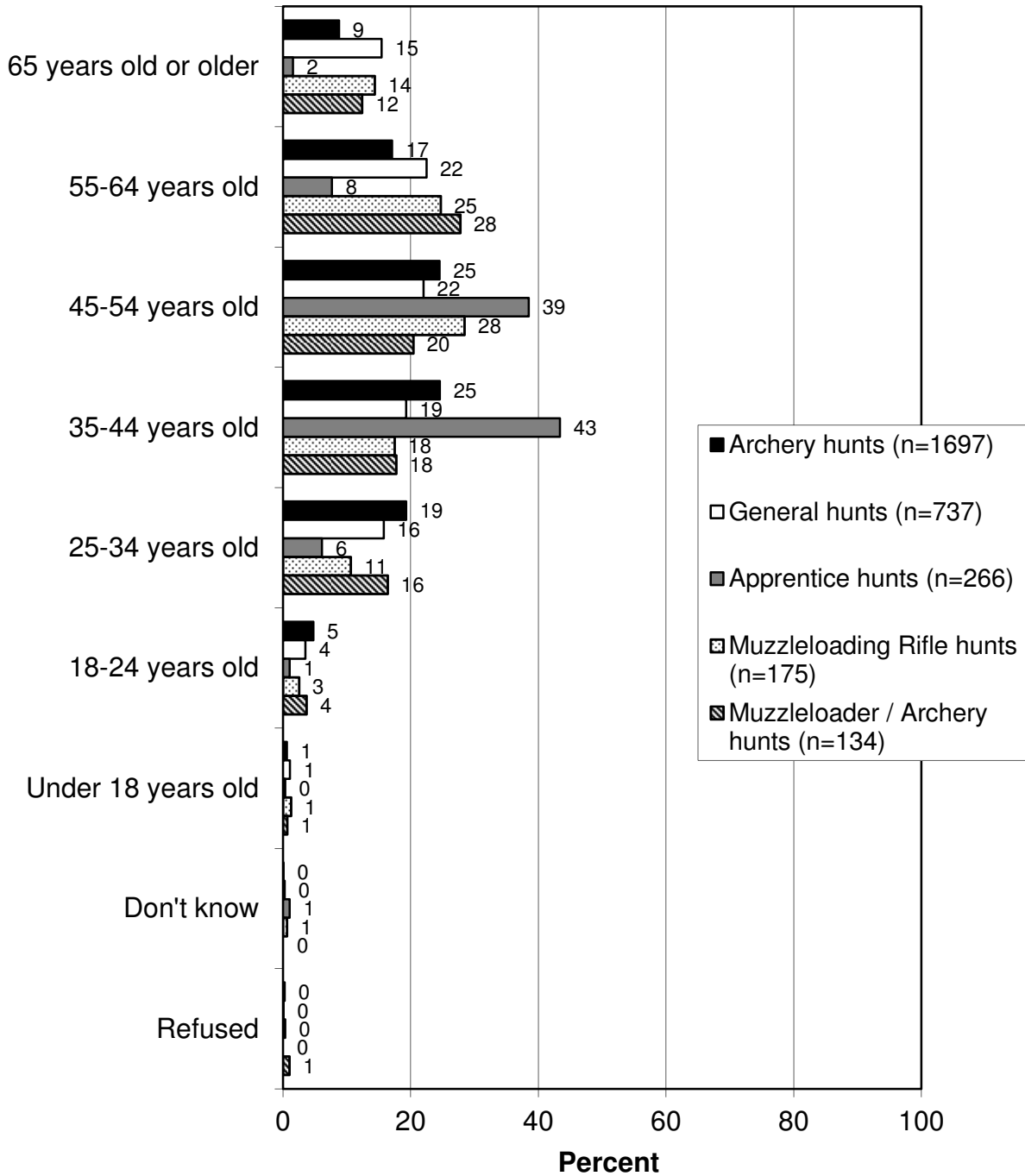
Q113. Respondent's age.



Q113. Respondent's age.



Q113. Respondent's age.



Q113. Respondent's age.									
	65 years old or older	55-64 years old	45-54 years old	35-44 years old	25-34 years old	18-24 years old	Under 18 years old	Don't know	Refused
A	15.1	17.1	21.0	15.8	19.6	8.4	2.1	0.8	0.2
A1	14.3	18.8	24.2	18.8	17.5	4.5	1.8		
A11	8.0	20.0	32.0	20.0	20.0				
A12	8.5	19.1	17.0	23.4	19.1	10.6	2.1		
A13	13.6	27.3	27.3	13.6	18.2				
A14	15.4	30.8	30.8	15.4	7.7				
A15	4.3	17.4	13.0	39.1	17.4	8.7			
A16	5.5	23.3	26.0	15.1	21.9	8.2			
A17	12.5	20.8	18.8	25.0	16.7	4.2			2.1
A18	2.7	10.8	21.6	18.9	32.4	13.5			
A19		16.1	19.4	38.7	25.8				
A20	7.5	15.0	15.0	27.5	27.5	5.0			2.5
A21	6.7	26.7	26.7	13.3	20.0	6.7			
A22	5.9	13.1	26.8	30.7	18.3	3.3	1.3		0.7
A24	8.2	20.4	24.5	12.2	24.5	10.2			
A25	5.6	16.7	22.2	27.8	22.2	5.6			
A26	6.3	12.5	18.8	37.5	25.0				
A27			50.0		50.0				
A3	14.5	19.4	14.5	25.8	19.4	3.2	1.6		1.6
A30	22.7	18.2	18.2	18.2	18.2	4.5			
A31	4.2	17.6	26.1	24.2	18.8	7.3	1.2	0.6	
A32	9.4	21.9	34.4	12.5	15.6	6.3			
A33	8.3	8.3	25.0	25.0	29.2	4.2			
A4	16.7		33.3	33.3	16.7				
A5	17.4	43.5	8.7	21.7	8.7				
A6	20.5	10.3	23.1	23.1	10.3	7.7		5.1	
A7	10.5	14.0	21.1	29.8	8.8	15.8			
A8	12.5		25.0		50.0		12.5		
A9		33.3	66.7						
AO	8.3	16.9	24.7	26.1	19.5	4.0	0.2		0.2
B	15.5	20.0	20.7	17.6	16.9	6.7	2.3	0.3	0.1
C	25.4	19.5	19.1	13.0	15.2	5.7	1.2	0.3	0.5
D10	15.0	19.7	25.2	14.2	12.6	7.9	3.9	1.6	
D11	5.1	14.5	26.2	22.9	24.8	4.7	0.9	0.5	0.5
D12	20.0	26.0	14.7	13.3	20.0	4.0	1.3	0.7	
D13	9.5	14.1	26.1	20.1	19.1	9.0	1.0	1.0	
D14	10.2	18.6	20.3	22.5	21.6	5.5	0.8	0.4	
D15	5.8	5.8	20.6	25.2	29.7	5.8	3.2	3.2	0.6
D16	11.3	18.4	25.6	23.9	16.4	3.1	1.0	0.3	
D17	22.3	20.9	15.8	19.4	13.7	4.3	2.2	1.4	
D19	11.0	11.0	21.4	21.4	28.3	5.8	1.2		
D3-5	15.2	18.3	21.1	18.1	18.4	6.5	1.4	0.8	0.2
D6	13.7	18.5	18.0	26.3	18.0	4.0	1.3		0.3
D7	11.3	21.5	21.7	19.9	18.7	4.9	1.1	0.5	0.3
D8	15.3	20.3	21.4	14.4	18.7	7.4	2.3		0.2
D9	17.7	21.2	24.1	15.3	16.7	3.0	2.0		
G1	16.5	25.5	22.5	19.9	12.7	2.2	0.7		
G10	8.2	6.1	12.2	18.4	38.8	14.3	2.0		

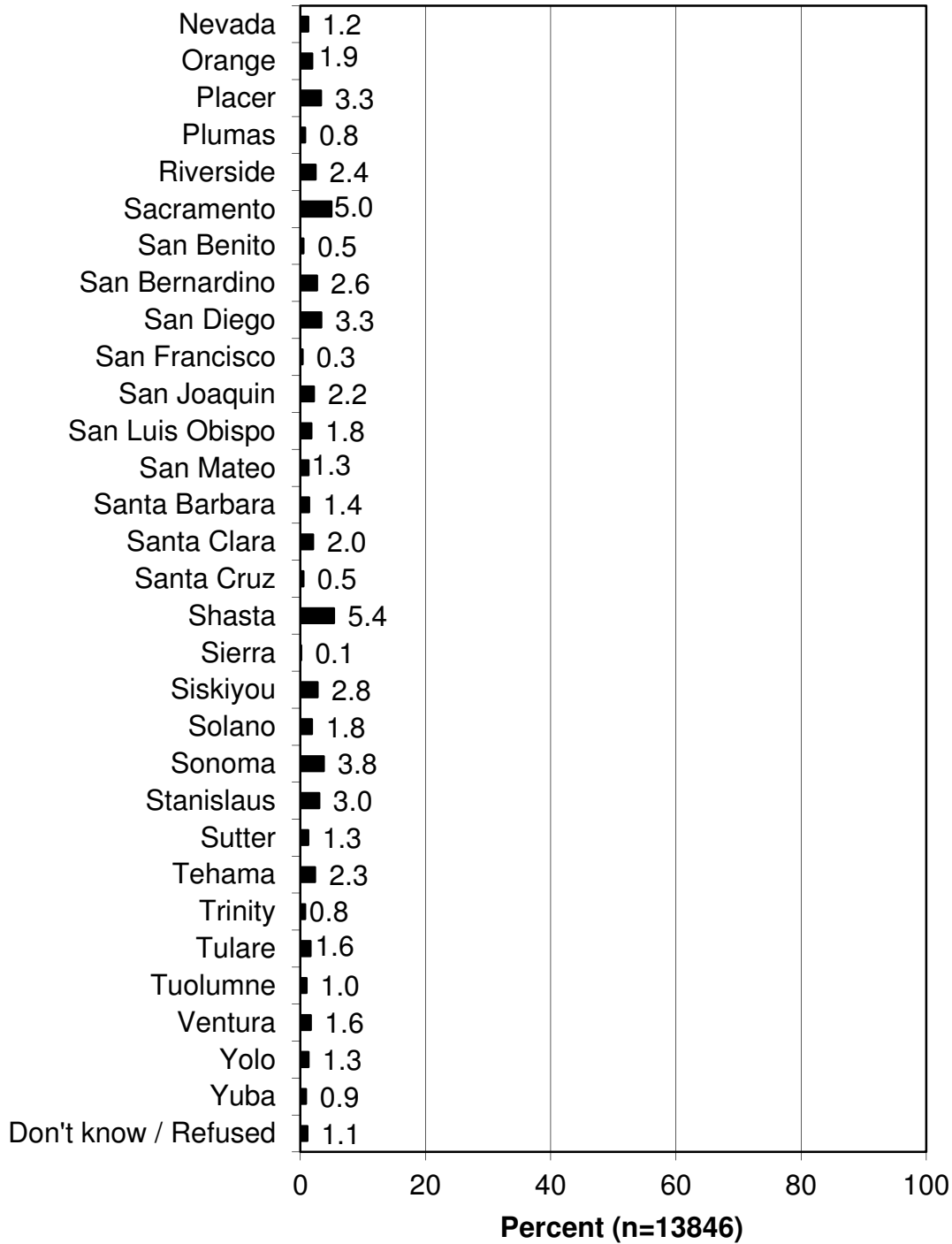
Q113. Respondent's age.									
	65 years old or older	55-64 years old	45-54 years old	35-44 years old	25-34 years old	18-24 years old	Under 18 years old	Don't know	Refused
G11	14.0	14.0	27.9	30.2	11.6			2.3	
G12	23.5	5.9	23.5	11.8	29.4	5.9			
G13	11.1	20.5	26.5	16.2	17.9	2.6	3.4	0.9	0.9
G19	14.3	14.3	35.7	14.3	7.1	14.3			
G21	20.0	13.3	20.0	13.3	33.3				
G3	35.0	30.0	15.0	5.0	15.0				
G37	23.1	38.5	7.7	30.8					
G38	14.3	26.2	23.0	14.3	13.5	5.6	2.4	0.8	
G39		20.0	20.0		60.0				
G6	43.5	34.8	4.3	8.7	4.3	4.3			
G7		16.7	16.7	25.0	33.3			8.3	
G8	9.1	9.1	45.5	9.1	27.3				
GO	20.0	20.0	60.0						
J1			42.9	42.9				14.3	
J10	2.8	11.1	47.2	33.3	5.6				
J11		4.5	50.0	36.4	9.1				
J12			50.0	50.0					
J13		11.1	44.4	22.2	11.1	11.1			
J14		8.3	33.3	58.3					
J15		33.3	33.3	33.3					
J16		12.5	21.9	59.4	3.1				3.1
J17	6.7	6.7	20.0	53.3	6.7		6.7		
J18	4.7	2.3	30.2	55.8	7.0				
J19		11.1	22.2	55.6				11.1	
J20	7.7		53.8	38.5					
J21		7.4	40.7	40.7	7.4	3.7			
J3			54.5	36.4	9.1				
J4		18.2	36.4	18.2	27.3				
J7			50.0	25.0	25.0				
J8			50.0	50.0					
J9			100.0						
M11		33.3	11.1	33.3	11.1	11.1			
M3	11.8	23.5	29.4	23.5	11.8				
M4	33.3	44.4			11.1	11.1			
M5		50.0	25.0	25.0					
M6	11.1	22.2	26.7	28.9	8.9		2.2		
M7	15.2	22.7	34.8	10.6	10.6	3.0	1.5	1.5	
M8	23.1	23.1	23.1	15.4	15.4				
M9	25.0	25.0	25.0	8.3	16.7				
MA1	10.0	23.8	18.8	22.5	20.0	3.8	1.3		
MA3	14.8	31.5	22.2	13.0	13.0	3.7			1.9
OZ	40.0	20.0	20.0		20.0				
X1	29.0	21.9	20.6	10.3	10.3	3.9	2.6	0.6	0.6
X10	11.2	24.5	27.3	15.4	16.8	2.1	0.7	1.4	0.7
X12	16.5	19.3	22.6	19.3	15.1	4.7	2.4		
X2	35.2	11.4	17.0	30.7	2.3		1.1	1.1	1.1
X3A	19.7	26.1	24.6	16.9	10.6	0.7	1.4		
X3B	21.4	22.7	23.4	15.6	11.7	3.9	1.3		
X4	34.4	19.2	11.9	13.2	13.9	4.6	1.3	0.7	0.7
X5A	16.3	34.7	18.4	8.2	18.4	4.1			

Q113. Respondent's age.									
	65 years old or older	55-64 years old	45-54 years old	35-44 years old	25-34 years old	18-24 years old	Under 18 years old	Don't know	Refused
X5B	22.6	38.7	25.8	9.7	3.2				
X6A	15.8	21.8	21.8	18.8	12.0	6.0	3.8		
X6B	30.9	25.9	14.4	12.2	12.2	2.9	0.7	0.7	
X7A	19.4	25.9	20.4	20.4	6.5	4.6	0.9	0.9	0.9
X7B	12.3	30.1	26.0	12.3	13.7	4.1	1.4		
X8	7.5	24.5	22.6	31.1	11.3	1.9	0.9		
X9A	15.1	19.1	19.6	24.9	14.7	4.9	1.8		
X9B	8.0	19.2	19.2	19.2	24.0	4.8	4.0	1.6	
X9C	16.8	25.2	21.0	16.0	11.8	5.0	0.8	2.5	0.8


Q112. What county do you live in? (Part 1)



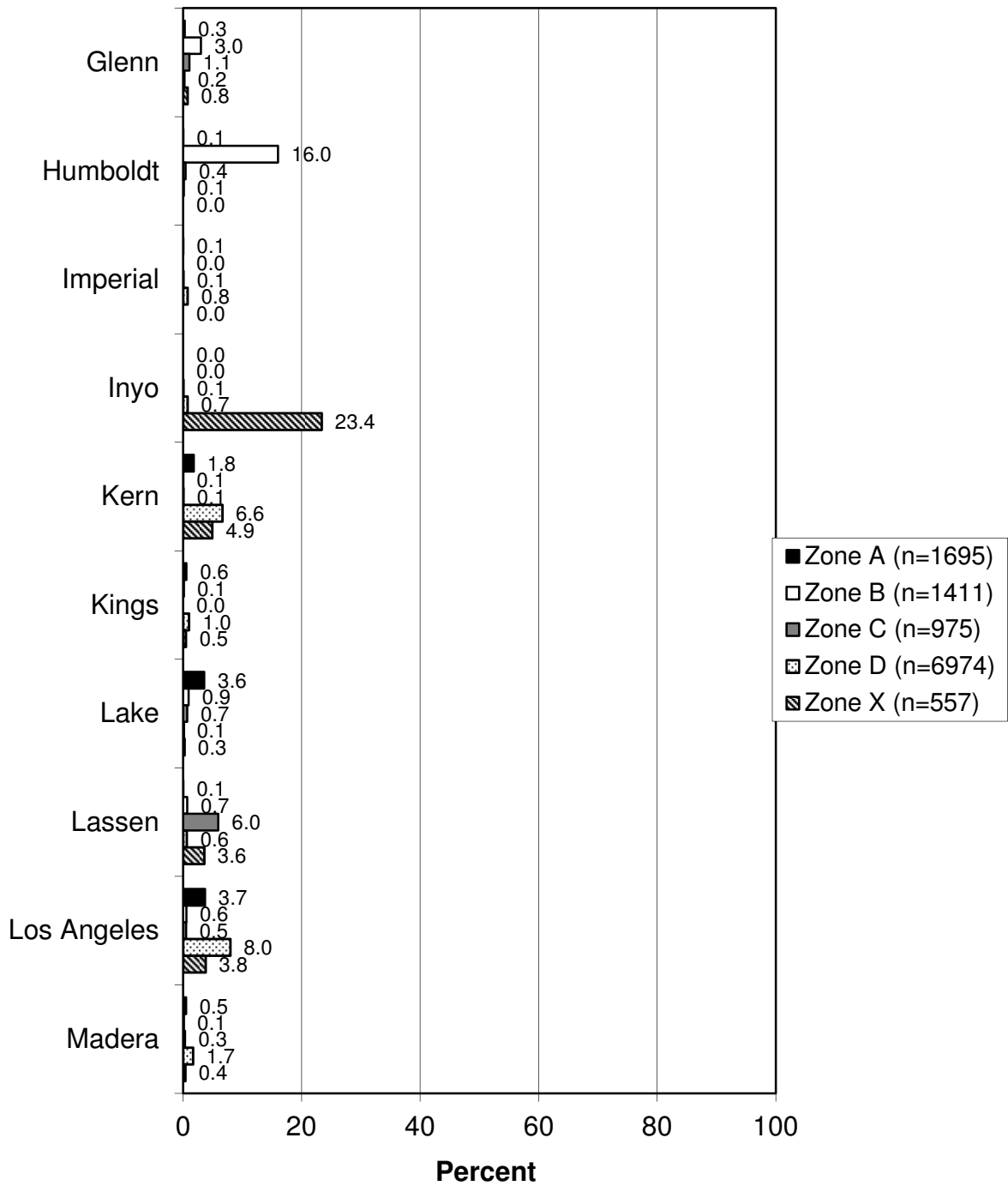
Q112. What county do you live in? (Part 2)



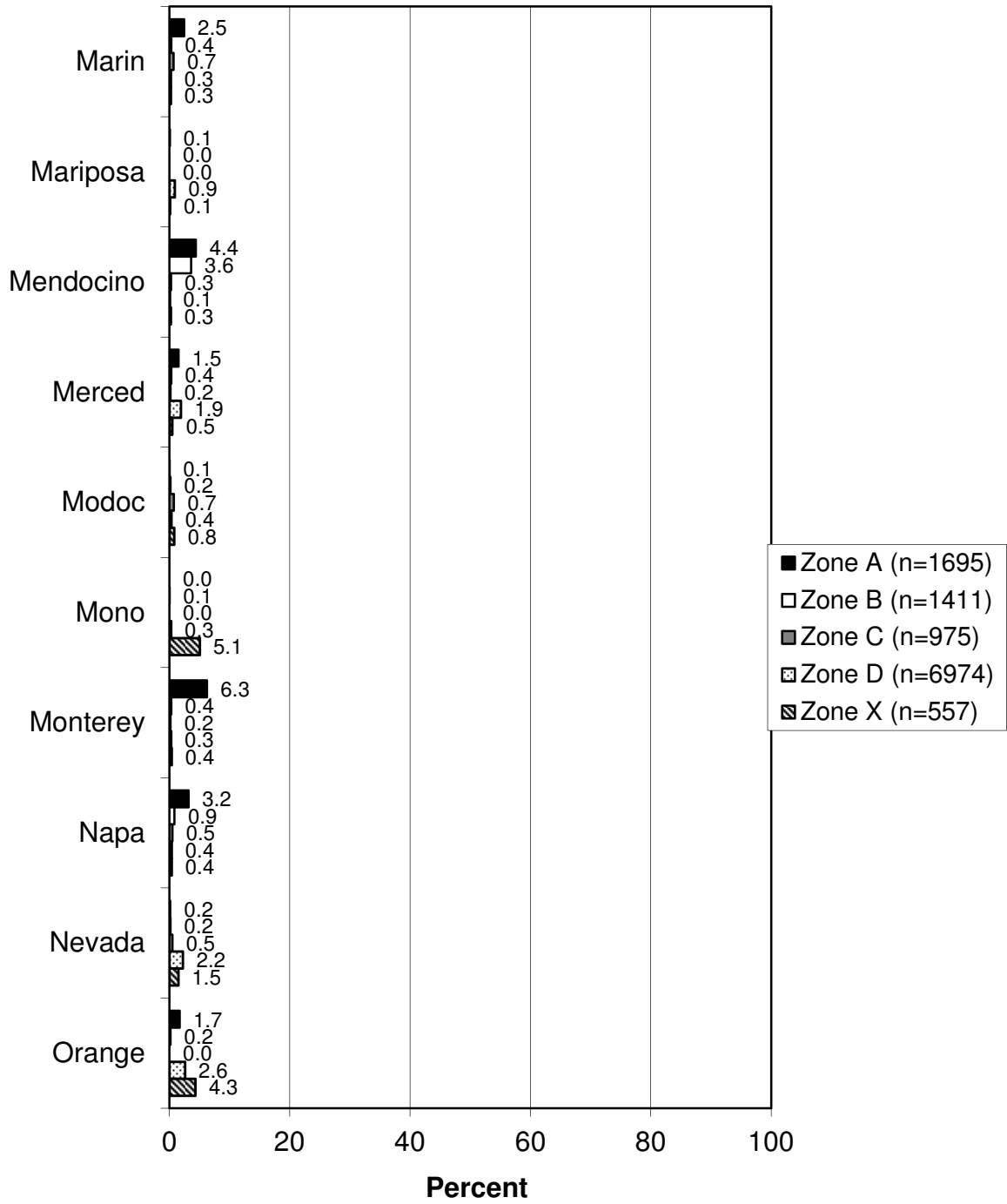
Q112. What county do you live in? (Part 1)



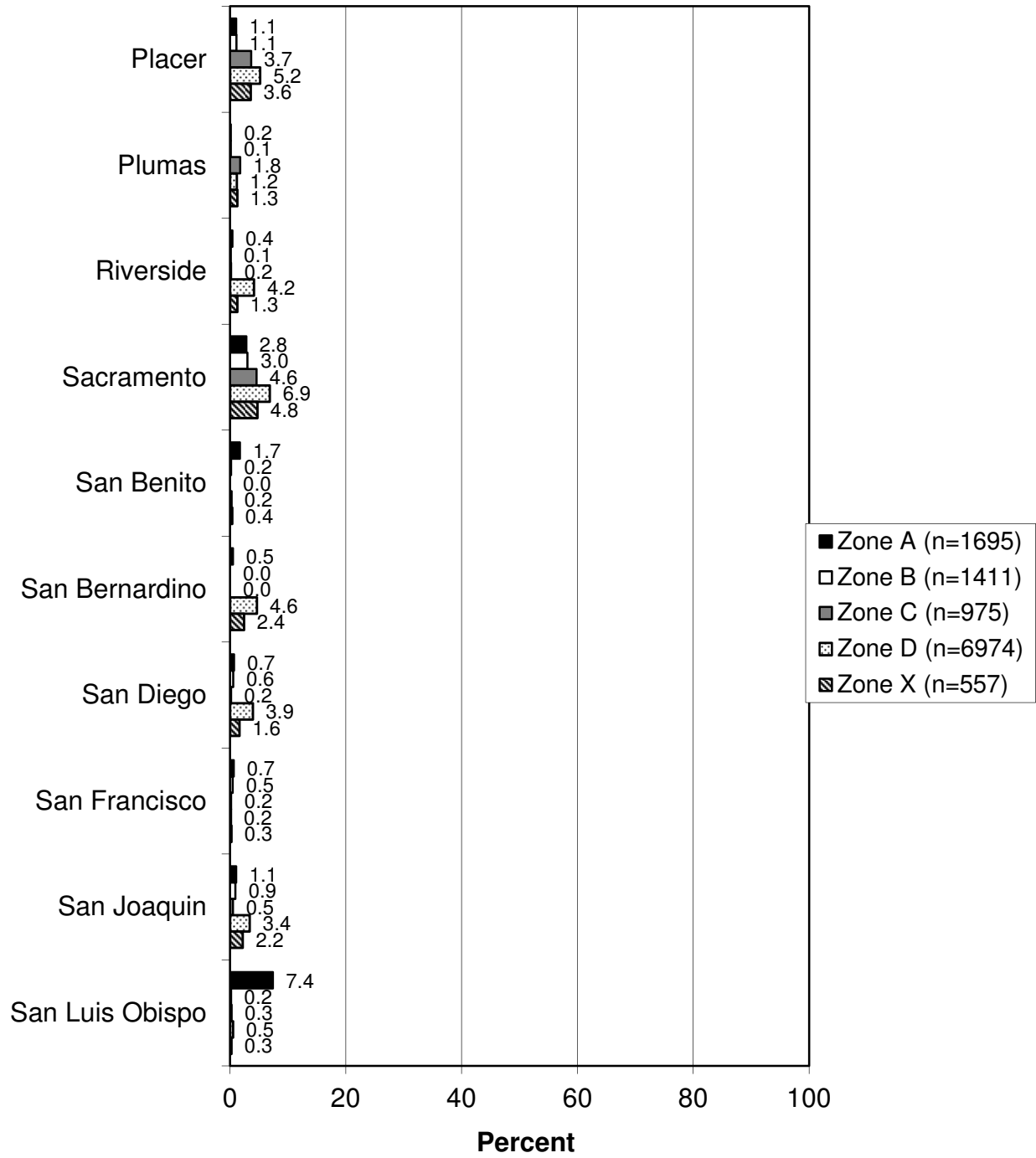
Q112. What county do you live in? (Part 2)



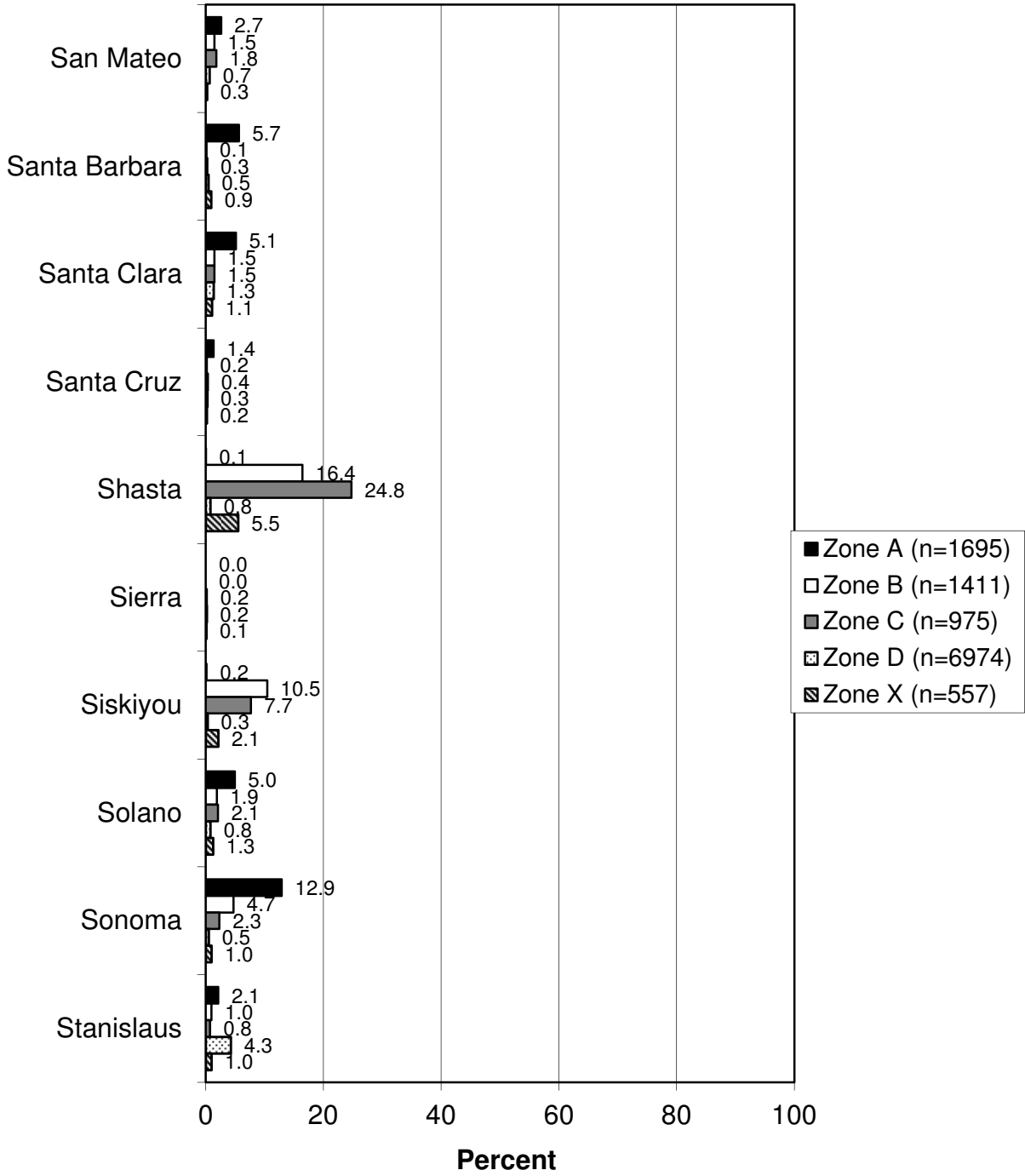
Q112. What county do you live in? (Part 3)




Q112. What county do you live in? (Part 4)



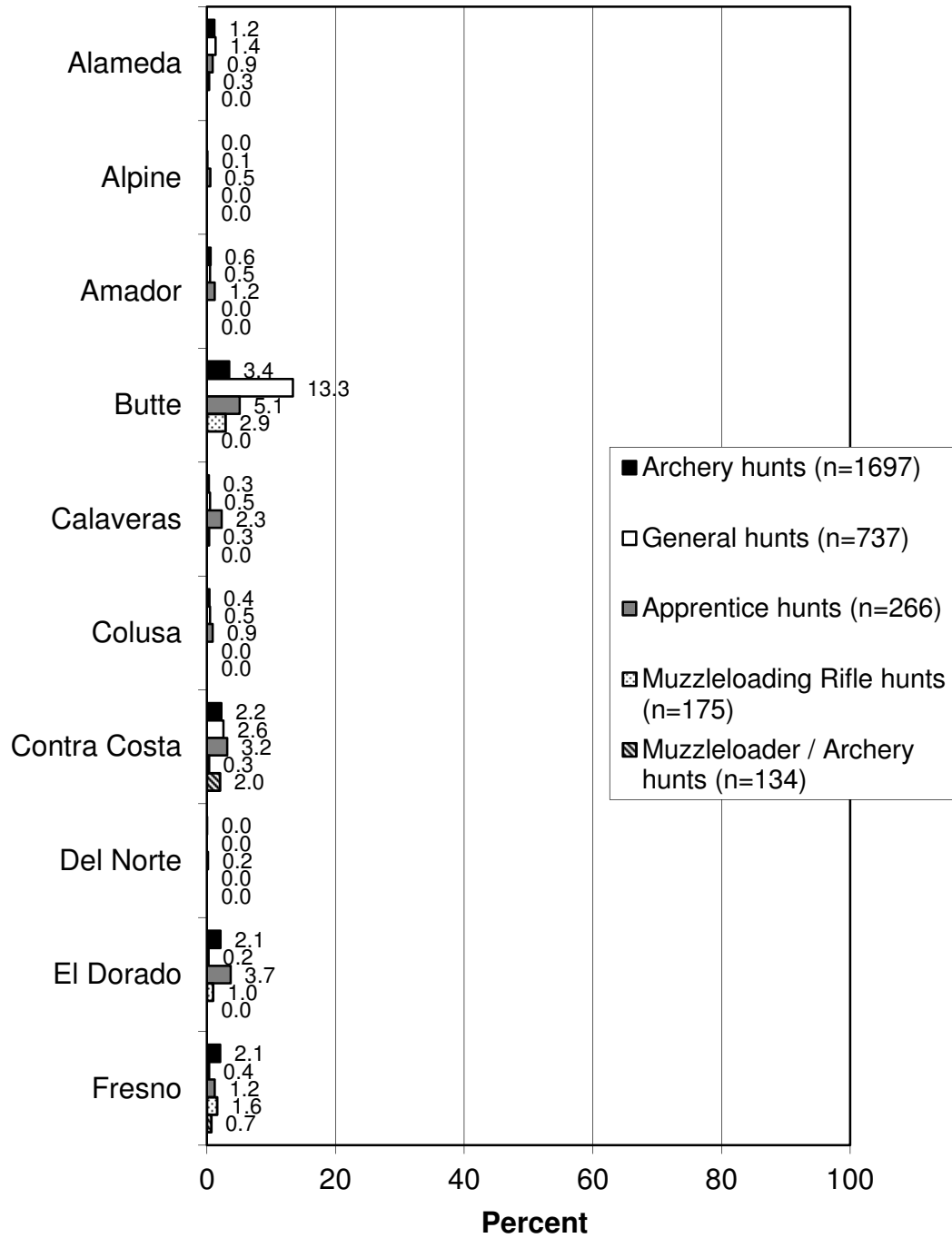
Q112. What county do you live in? (Part 5)




Q112. What county do you live in? (Part 6)



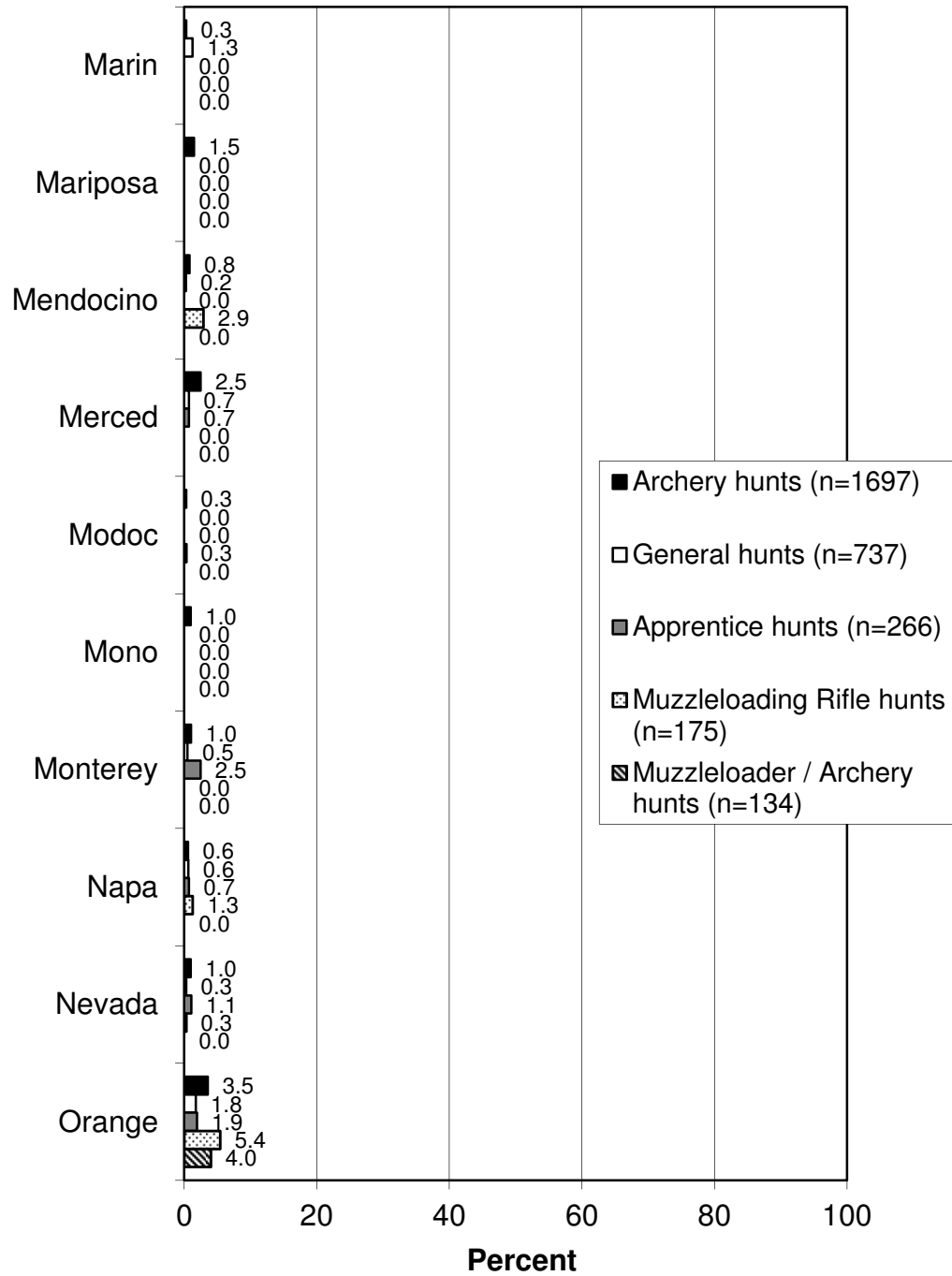
Q112. What county do you live in? (Part 1)



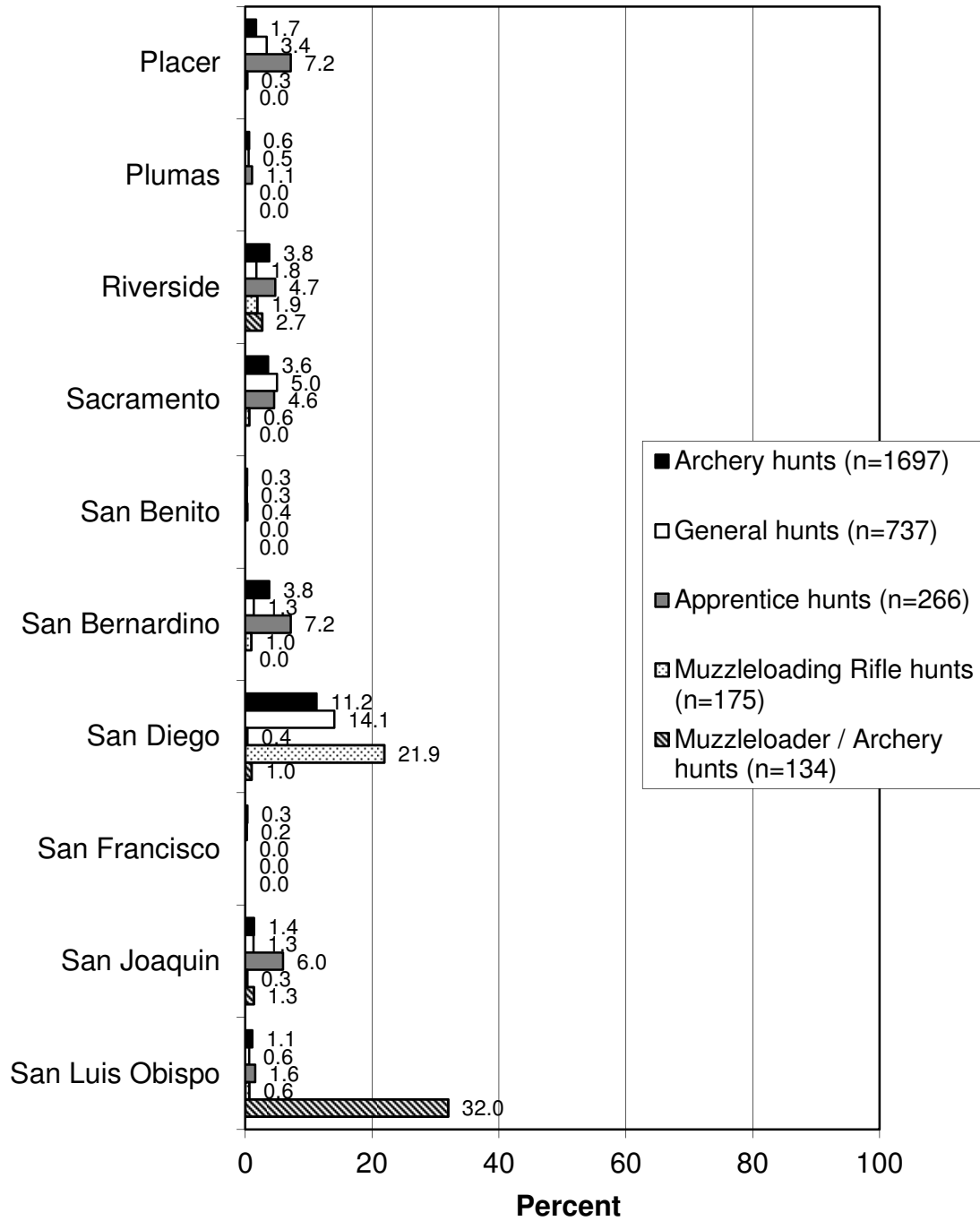
Q112. What county do you live in? (Part 2)



Q112. What county do you live in? (Part 3)



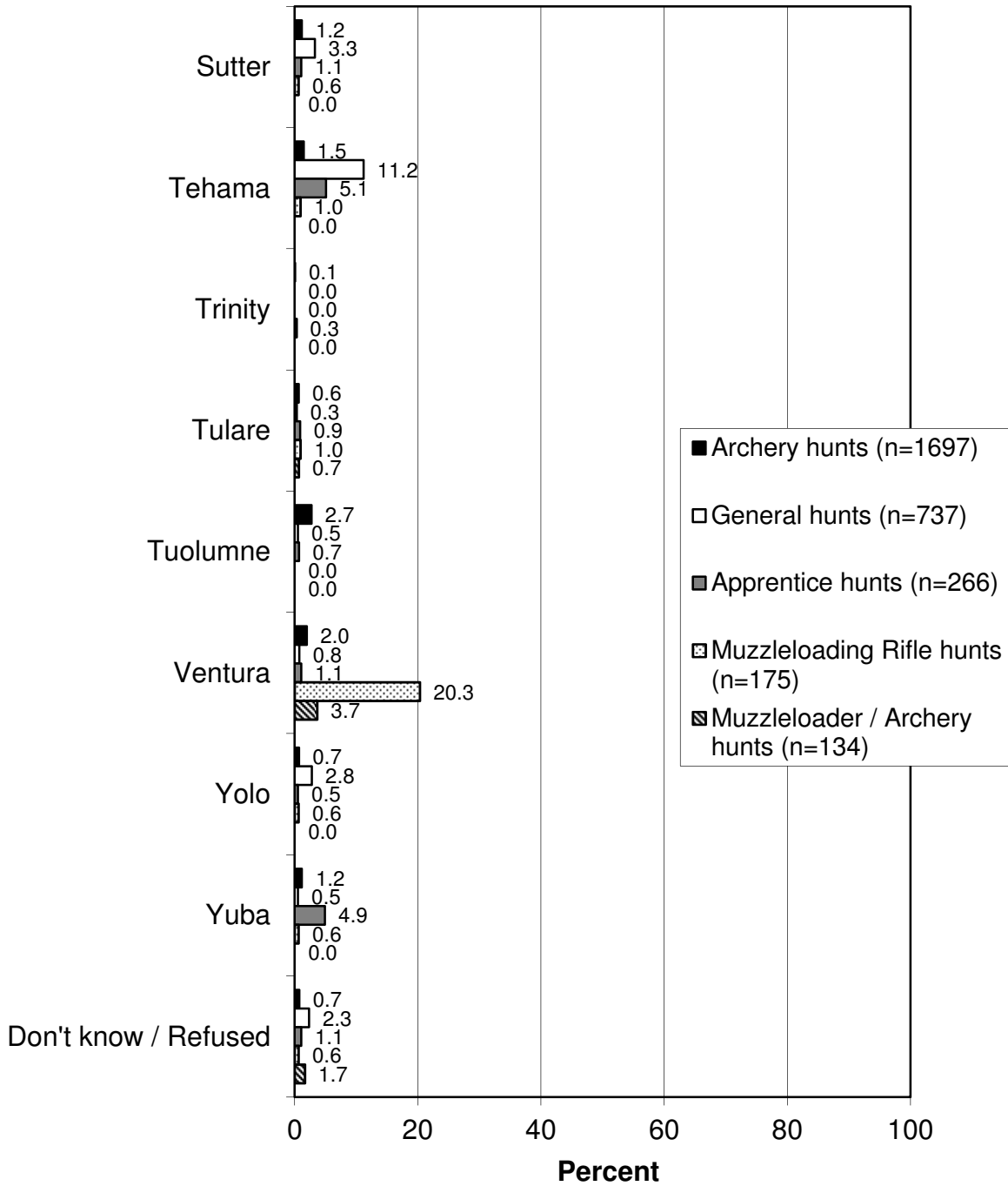
Q112. What county do you live in? (Part 4)



Q112. What county do you live in? (Part 5)



Q112. What county do you live in? (Part 6)



Q112. What county do you live in? (Part 1)

	Alameda	Alpine	Amador	Butte	Calaveras	Colusa	Contra Costa	Del Norte	El Dorado	Fresno	Glenn	Humboldt	Imperial	Inyo	Kern	Kings	Lake	Lassen	Los Angeles	Madera
M6																				
M7										3.0					10.6	1.5			28.8	
M8				15.4					7.7			7.7						30.8		
M9				16.7							8.3									
MA1							3.8			1.3					7.5	1.3			2.5	
MA3															7.4	3.7			5.6	
OZ				20.0			20.0													
X1	1.3		0.6	1.3	0.6		4.5	4.5		0.6	2.6			1.3		0.6		1.3		0.6
X10					0.7				0.7					3.5	31.5	0.7		1.4	18.2	
X12	1.9		1.4		4.7		2.8		0.5	2.8				0.5	2.4				4.7	1.4
X2				5.7			2.3		3.4	1.1	3.4	2.3			1.1				4.5	1.1
X3A	1.4			2.8		2.8	1.4		2.8	2.1	0.7	0.7					0.7	7.0		0.7
X3B	1.9			4.5			1.3		0.6	1.3	0.6	1.9							0.6	
X4	0.7			4.6		0.7	3.3		2.0	0.7	0.7						0.7	15.9		
X5A	4.1			8.2			4.1		2.0		2.0	4.1							28.6	
X5B				9.7			6.5	3.2		6.5		3.2					3.2	3.2		
X6A	1.5		1.5	14.3			4.5		0.8		3.0			0.8	1.5			17.3	0.8	0.8
X6B	2.2			6.5			1.4		4.3	0.7	0.7	0.7				0.7		7.2		0.7
X7A	2.8		0.9	0.9		0.9	4.6		0.9										0.9	
X7B	2.7		1.4	1.4			8.2		5.5								1.4			
X8	1.9	5.7	8.5	0.9	4.7	0.9	3.8		15.1						1.9	0.9		0.9	1.9	
X9A	0.4				0.4		0.4		0.9	6.7				11.6	10.2	1.8		0.4	20.0	1.8
X9B							0.8		0.8	2.4				32.8	10.4	0.8			12.8	
X9C										3.4				33.6	5.0				9.2	0.8

Q112. What county do you live in? (Part 2)

	Marin	Mariposa	Mendocino	Merced	Modoc	Mono	Monterey	Napa	Nevada	Orange	Placer	Plumas	Riverside	Sacramento	San Benito	San Bernardino	San Diego	San Francisco	San Joaquin	San Luis Obispo
A	2.5	0.1	4.4	1.5	0.1		6.3	3.2	0.2	1.7	1.1	0.2	0.4	2.8	1.7	0.5	0.7	0.6	1.1	7.4
A1	0.9		0.4		0.4			0.4			2.2	3.1		4.9			0.4		0.4	0.9
A11											4.0	16.0		16.0						
A12							2.1	2.1	6.4		25.5	4.3		23.4						
A13									9.1	4.5	22.7	9.1		13.6			4.5			
A14			7.7								23.1		7.7	7.7		23.1			7.7	
A15				4.3		4.3	4.3				4.3			17.4					8.7	
A16				1.4		6.8				6.8	1.4		5.5	1.4		5.5	4.1	2.7		1.4
A17						8.3				6.3			2.1		2.1	2.1			2.1	
A18						10.8				5.4	2.7						2.7			
A19										16.1				3.2		6.5	6.5			
A20		2.5		2.5		7.5	2.5	2.5		2.5			2.5	2.5		12.5	2.5		5.0	
A21		13.3		33.3				6.7											6.7	
A22										2.0			12.4			0.7	79.7			
A24				2.0			28.6			2.0				6.1			2.0	2.0	2.0	14.3
A25								5.6						11.1				5.6		
A26								6.3			6.3	6.3							6.3	
A27																	50.0			
A3	1.6				3.2				9.7					3.2					6.5	
A30			13.6	4.5				4.5			9.1		4.5					4.5		
A31										6.7			6.7		1.8	26.1	0.6			
A32																3.1	3.1			3.1
A33							33.3			4.2				4.2		4.2				4.2
A4					16.7				16.7											
A5								4.3												
A6					10.3						2.6	2.6		10.3					5.1	2.6
A7			1.8	1.8							1.8	1.8	1.8	12.3					5.3	
A8										12.5										
A9	33.3																			
AO	0.2	2.6	1.2	4.3	0.2	0.7	1.2	0.7	1.4	4.3	1.7		4.0	4.0	0.2	2.6	9.0	0.5	1.9	1.4
B	0.4		3.6	0.4	0.2	0.1	0.4	0.9	0.2	0.2	1.1	0.1	0.1	3.0	0.2		0.6	0.5	0.9	0.2
C	0.7		0.3	0.3	0.8		0.3	0.5	0.7		4.0	1.5	0.3	4.5			0.1	0.3	0.5	0.1
D10										0.8			4.7			2.4	0.8			1.6
D11										7.0			5.6		0.5	21.0	0.9			
D12													26.7		0.7	1.3	8.7			
D13										7.5			4.0	0.5		3.0	1.0		0.5	1.5
D14										9.3		0.4	20.3	0.4	2.1	51.3	2.5			
D15										33.5			31.6		1.3	2.6	10.3	0.6		
D16										5.5	0.3		10.9		1.4	78.8			0.3	
D17										7.2			9.4		4.3	56.1	4.3			
D19										3.5			73.4		0.6	8.1	9.2			

Q112. What county do you live in? (Part 2)

	Marin	Mariposa	Mendocino	Merced	Modoc	Mono	Monterey	Napa	Nevada	Orange	Placer	Plumas	Riverside	Sacramento	San Benito	San Bernardino	San Diego	San Francisco	San Joaquin	San Luis Obispo
M6										11.1			2.2				86.7			
M7								1.5		4.5			3.0			1.5				1.5
M8																				
M9			16.7		8.3									8.3					8.3	
MA1										2.5									2.5	58.8
MA3										5.6			5.6				1.9			5.6
OZ						20.0														
X1	1.3		1.9	0.6	2.6		3.2	1.9			1.3			3.2			1.3	0.6	1.9	
X10						0.7	0.7			5.6			9.1	1.4		6.3	4.9			0.7
X12	0.5	2.4		7.1		3.8		0.5	0.5	2.8		0.5	0.9	1.9	1.9	2.8	0.9		9.9	1.9
X2			1.1		19.3						1.1			3.4						
X3A	0.7		0.7		9.9				0.7	0.7	5.6		0.7	8.5			0.7		1.4	1.4
X3B			3.2	0.6	14.3		0.6	2.6	1.3		8.4			6.5		0.6			1.3	
X4	1.3		0.7	2.6	0.7			0.7	0.7		2.0	3.3	0.7	6.6	1.3				1.3	
X5A								2.0						2.0					8.2	
X5B					3.2			9.7			3.2			3.2			3.2		3.2	
X6A								2.3	2.3		5.3	6.0		11.3	0.8			0.8	3.0	
X6B			0.7	1.4				0.7	5.0		7.9	8.6		15.1	2.2				2.2	
X7A	0.9	0.9							10.2		22.2	2.8		13.9	2.8			0.9	1.9	1.9
X7B				5.5					12.3	1.4	20.5			15.1			1.4	1.4	1.4	
X8				1.9			0.9				1.9		0.9	8.5			0.9	0.9	17.0	4.7
X9A	0.4			1.3		5.8		0.9		4.9	0.9	0.4	3.6			6.2	4.0	0.9	1.3	4.0
X9B	0.8			0.8		4.0	0.8	0.8		3.2	0.8			1.6		6.4	4.8			4.8
X9C						2.5			0.8	5.0			5.0	3.4	0.8	7.6	3.4		0.8	3.4

Q112. What county do you live in? (Part 3)																			
	San Mateo	Santa Barbara	Santa Clara	Santa Cruz	Shasta	Sierra	Siskiyou	Solano	Sonoma	Stanislaus	Sutter	Tehama	Trinity	Tulare	Tuolumne	Ventura	Yolo	Yuba	Don't know / Refused
M6																			
M7																42.4			1.5
M8					15.4							7.7		15.4					
M9					25.0													8.3	
MA1	1.3	15.0								1.3				1.3					1.3
MA3		55.6														7.4			1.9
OZ				20.0						20.0									
X1			1.3		20.6		21.3	2.6	6.5	1.9	0.6	1.9	0.6		0.6	0.6			1.3
X10		3.5								0.7				2.8		5.6			1.4
X12	1.9	0.9	2.4	1.4				0.5	0.5	25.0				0.5	4.2	0.9		0.5	
X2					14.8		8.0	4.5	2.3		1.1	10.2	4.5	1.1		1.1	1.1		1.1
X3A	0.7	0.7	4.2	1.4	17.6			2.8	2.8	2.1	0.7	6.3				1.4	2.8	2.1	
X3B	2.6		4.5		13.6		2.6	1.9	4.5	1.9	1.3	6.5	0.6		0.6		4.5	1.3	0.6
X4	2.6		2.0		29.8		1.3		2.0	0.7		7.3		0.7			1.3	0.7	0.7
X5A	2.0		4.1			2.0	4.1	2.0			4.1	6.1					8.2	2.0	
X5B			6.5	3.2	12.9			3.2	6.5	3.2							3.2		
X6A	0.8		2.3	0.8	3.0		0.8	0.8	1.5		0.8	3.0		3.0			1.5	3.8	
X6B		0.7	5.8		2.9	1.4		4.3	7.9	2.2			0.7				1.4	2.2	1.4
X7A	1.9	0.9				7.4	0.9	0.9	0.9	1.9	1.9					0.9	5.6	5.6	0.9
X7B	2.7		1.4		1.4	1.4		2.7	1.4	2.7	2.7	1.4					2.7		
X8	0.9		5.7	0.9			0.9		0.9	1.9					2.8		0.9		
X9A		1.8	0.9							1.8				2.7		3.1		0.4	
X9B	0.8							0.8		1.6		1.6				4.0		0.8	0.8
X9C	0.8	5.0		0.8	1.7					1.7				0.8		1.7			2.5

APPENDIX A: NUMBER OF COMPLETED INTERVIEWS FOR EACH TAG

Tag	Number of Completed Interviews
A	1,695
A1	223
A11	25
A12	47
A13	22
A14	13
A15	23
A16	73
A17	48
A18	37
A19	31
A20	40
A21	15
A22	153
A24	49
A25	18
A26	16
A27	2
A3	62
A30	22
A31	165
A32	32
A33	24
A4	6
A5	23
A6	39
A7	57
A8	8
A9	3
AO	421
B	1,411
C	752
D10	127
D11	214
D12	150
D13	199
D14	236
D15	155
D16	293
D17	139
D19	173
D3-5	1,488

Tag	Number of Completed Interviews
D6	373
D7	627
D8	444
D9	203
G1	267
G10	49
G11	43
G12	17
G13	117
G19	14
G21	15
G3	20
G37	13
G38	126
G39	5
G6	23
G7	12
G8	11
GO	5
J1	7
J10	36
J11	22
J12	4
J13	9
J14	12
J15	6
J16	32
J17	15
J18	43
J19	9
J20	13
J21	27
J3	11
J4	11
J7	4
J8	2
J9	3
M11	9
M3	17
M4	9
M5	4
M6	45
M7	66
M8	13
M9	12

Tag	Number of Completed Interviews
MA1	80
MA3	54
OZ	5
X1	155
X10	143
X12	212
X2	88
X3A	142
X3B	154
X4	151
X5A	49
X5B	31
X6A	133
X6B	139
X7A	108
X7B	73
X8	106
X9A	225
X9B	125
X9C	119
Total	13,846

ABOUT RESPONSIVE MANAGEMENT

Responsive Management is an internationally recognized public opinion and attitude survey research firm specializing in natural resource and outdoor recreation issues. Our mission is to help natural resource and outdoor recreation agencies and organizations better understand and work with their constituents, customers, and the public.

Utilizing our in-house, full-service telephone, mail, and web-based survey facilities with 50 professional interviewers, we have conducted more than 1,000 telephone surveys, mail surveys, personal interviews, and focus groups, as well as numerous marketing and communication plans, needs assessments, and program evaluations.

Clients include the federal natural resource and land management agencies, most state fish and wildlife agencies, state departments of natural resources, environmental protection agencies, state park agencies, tourism boards, most of the major conservation and sportsmen's organizations, and numerous private businesses. Responsive Management also collects attitude and opinion data for many of the nation's top universities.

Specializing in research on public attitudes toward natural resource and outdoor recreation issues, Responsive Management has completed a wide range of projects during the past 25 years, including dozens of studies of hunters, anglers, wildlife viewers, boaters, park visitors, historic site visitors, hikers, birdwatchers, campers, and rock climbers. Responsive Management has conducted studies on endangered species; waterfowl and wetlands; and the reintroduction of large predators such as wolves, grizzly bears, and the Florida panther.

Responsive Management has assisted with research on numerous natural resource ballot initiatives and referenda and has helped agencies and organizations find alternative funding and increase their membership and donations. Additionally, Responsive Management has conducted major organizational and programmatic needs assessments to assist natural resource agencies and organizations in developing more effective programs based on a solid foundation of fact.

Responsive Management has conducted research on public attitudes toward natural resources and outdoor recreation in almost every state in the United States, as well as in Canada, Australia, the United Kingdom, France, Germany, and Japan. Responsive Management has also conducted focus groups and personal interviews with residents of the African countries of Algeria, Cameroon, Mauritius, Namibia, South Africa, Tanzania, Zambia, and Zimbabwe.

Responsive Management routinely conducts surveys in Spanish and has conducted surveys in Chinese, Korean, Japanese and Vietnamese and has completed numerous studies with specific target audiences, including Hispanics; African-Americans; Asians; women; children; senior citizens; urban, suburban, and rural residents; large landowners; and farmers.

Responsive Management's research has been upheld in U.S. District Courts; used in peer-reviewed journals; and presented at major natural resource, fish and wildlife, and outdoor recreation conferences across the world. Company research has been featured in most of the nation's major media, including CNN, *The New York Times*, *The Wall Street Journal*, and on the front pages of *USA Today* and *The Washington Post*. Responsive Management's research has also been highlighted in *Newsweek* magazine.

Visit the Responsive Management website at:

www.responsivemanagement.com