



















## 2017/2018 Waterfowl Reservation Drawing Statistics

	Applications	Reservations	% Drawn	Odds*
Ash Creek	577	15	2.60%	1 in 38.5
Bear Creek	12,067	232	1.92%	1 in 52.0
Butte Valley	484	10	2.07%	1 in 48.4
China Island	3,760	373	9.92%	1 in 10.1
Colusa	78,593	985	1.25%	1 in 79.8
Colusa Disabled Site 	3,999	88	2.20%	1 in 45.4
Delevan	113,668	1,718	1.51%	1 in 66.2
Delevan Disabled Site 	4,902	133	2.71%	1 in 36.9
Freitas Boat North	3,270	679	20.76%	1 in 4.8
Freitas Boat South	2,719	676	24.86%	1 in 4.0
Gadwall Unit	14,701	710	4.83%	1 in 20.7
Gadwall Unit Disabled Site 	641	44	6.86%	1 in 14.6
Gray Lodge	41,691	4,630	11.11%	1 in 9.0
Gray Lodge Disabled Site 	3,557	180	5.06%	1 in 19.8
Grizzly Island	12,586	8,388	66.65%	1 in 1.5
Grizzly Island Disabled Site 	287	44	15.33%	1 in 6.5
Honey Lake, Dakin	674	52	7.72%	1 in 13.0
Honey Lake, Fleming	650	55	8.46%	1 in 11.8
Howard Slough	59,837	854	1.43%	1 in 70.1
Howard Slough Disabled Site 	1,981	44	2.22%	1 in 45.0
Joice Island	6,929	180	2.60%	1 in 38.5
Kern	30,556	561	1.84%	1 in 54.5
Kern Disabled Site 	636	41	6.45%	1 in 15.5
Kesterson	24,380	1,472	6.04%	1 in 16.6
Kesterson Disabled Site 	579	44	7.60%	1 in 13.2
Little Dry Creek	119,376	988	0.83%	1 in 120.8
Little Dry Creek Disabled Site 	4,108	124	3.02%	1 in 33.1
Llano Seco	30,234	516	1.71%	1 in 58.6
Los Banos	34,514	2,670	7.74%	1 in 12.9
Los Banos Disabled Site 	749	44	5.87%	1 in 17.0
Mendota	25,123	4,519	17.99%	1 in 5.6
Mendota Disabled Site 	1,092	308	28.21%	1 in 3.5
Merced	24,572	450	1.83%	1 in 54.6
Merced Disabled Site 	718	29	4.04%	1 in 24.8
Sacramento	110,702	2,514	2.27%	1 in 44.0
Sacramento Disabled Site 	4,512	133	2.95%	1 in 33.9
Salt Slough	11,932	1,104	9.25%	1 in 10.8
Salt Slough Disabled Site 	531	44	8.29%	1 in 12.1
San Jacinto	43,991	1,500	3.41%	1 in 29.3
San Jacinto Disabled Site 	1,111	59	5.31%	1 in 18.8
San Luis	20,386	2,634	12.92%	1 in 7.7
Shasta Valley	1,438	45	3.13%	1 in 32.0
Sutter	46,385	723	1.56%	1 in 64.2
Sutter Disabled Site 	2,284	45	1.97%	1 in 50.8
Volta	14,276	3,355	23.50%	1 in 4.3
Willow Creek	390	15	3.85%	1 in 26.0
Wister	48,866	4,600	9.41%	1 in 10.6
Wister Disabled Site 	1,155	176	15.24%	1 in 6.6
Yolo Bypass	51,674	1,180	2.28%	1 in 43.8
Yolo Bypass Disabled Site 	1,484	44	2.96%	1 in 33.7
<b>Total</b>	<b>1,025,327</b>	<b>50,027</b>	<b>4.88%</b>	<b>1 in 20.5</b>

\* Odds for all hunt days combined. Reservations for Saturday hunts are generally more difficult to obtain. Reservations for Wednesday and Sunday hunts are generally easier to obtain.