



















2018/2019 Waterfowl Reservation Drawing Statistics

	Applications	Reservations	% Drawn	Odds*
Ash Creek	644	10	1.55%	1 in 64.4
Bear Creek	11,678	306	2.62%	1 in 38.2
Butte Valley	533	2	0.38%	1 in 266.5
China Island	3,927	562	14.31%	1 in 7.0
Colusa	81,363	989	1.22%	1 in 82.3
Colusa Disabled Site 	4,886	86	1.76%	1 in 56.8
Delevan	115,526	1,703	1.47%	1 in 67.8
Delevan Disabled Site 	5,273	130	2.47%	1 in 40.6
Freitas Boat North	3,093	668	21.60%	1 in 4.6
Freitas Boat South	2,273	665	29.26%	1 in 3.4
Gadwall Unit	16,180	654	4.04%	1 in 24.7
Gadwall Unit Disabled Site 	556	44	7.91%	1 in 12.6
Gray Lodge	38,964	4,660	11.96%	1 in 8.4
Gray Lodge Disabled Site 	3,759	176	4.68%	1 in 21.4
Grizzly Island	13,296	8,518	64.06%	1 in 1.6
Grizzly Island Disabled Site 	356	44	12.36%	1 in 8.1
Honey Lake, Dakin	700	50	7.14%	1 in 14.0
Honey Lake, Fleming	684	49	7.16%	1 in 14.0
Howard Slough	56,470	705	1.25%	1 in 80.1
Howard Slough Disabled Site 	2,033	44	2.16%	1 in 46.2
Joice Island	7,817	180	2.30%	1 in 43.4
Kern	29,750	309	1.04%	1 in 96.3
Kern Disabled Site 	456	29	6.36%	1 in 15.7
Kesterson	24,986	1,472	5.89%	1 in 17.0
Kesterson Disabled Site 	521	88	16.89%	1 in 5.9
Little Dry Creek	119,011	899	0.76%	1 in 132.4
Little Dry Creek Disabled Site 	4,036	132	3.27%	1 in 30.6
Llano Seco	26,858	468	1.74%	1 in 57.4
Los Banos	36,010	2,940	8.16%	1 in 12.2
Los Banos Disabled Site 	723	88	12.17%	1 in 8.2
Mendota	23,627	4,555	19.28%	1 in 5.2
Mendota Disabled Site 	794	283	35.64%	1 in 2.8
Merced	26,404	474	1.80%	1 in 55.7
Merced Disabled Site 	629	30	4.77%	1 in 21.0
Sacramento	110,184	2,504	2.27%	1 in 44.0
Sacramento Disabled Site 	4,849	158	3.26%	1 in 30.7
Salt Slough	13,956	1,068	7.65%	1 in 13.1
Salt Slough Disabled Site 	397	44	11.08%	1 in 9.0
San Jacinto	42,661	1,500	3.52%	1 in 28.4
San Jacinto Disabled Site 	1,074	60	5.59%	1 in 17.9
San Luis	19,944	2,651	13.29%	1 in 7.5
Shasta Valley	1,548	42	2.71%	1 in 36.9
Sutter	35,752	603	1.69%	1 in 59.3
Sutter Disabled Site 	1,569	33	2.10%	1 in 47.5
Volta	14,500	3,358	23.16%	1 in 4.3
Willow Creek	440	6	1.36%	1 in 73.3
Wister	47,212	4,591	9.72%	1 in 10.3
Wister Disabled Site 	822	176	21.41%	1 in 4.7
Yolo Bypass	50,690	1,610	3.18%	1 in 31.5
Yolo Bypass Disabled Site 	1,675	88	5.25%	1 in 19.0
Total	1,011,089	50,504	5.00%	1 in 20.0

* Odds for all hunt days combined. Reservations for Saturday hunts are generally more difficult to obtain. Reservations for Wednesday and Sunday hunts are generally easier to obtain.