

Update on bird impact numbers from Searles Lake thru 2010

	collected alive				
	released	died	found dead	dead in hand	estimated dead*
2002	155	65	224	289	706
2003	191	59	206	265	648
2004	139	73	117	190	408
2005	79	40	132	172	418
2006	158	94	188	282	632
2007	106	71	97	168	348
2008	174	25	80	105	254
2009	154	35	96	131	310
2010	202	34	137	171	426
TOTAL	1,358	496	1,277	1,773	4,148

* total birds estimated died = (2.86 x found dead) + birds died in rehab

3005 Plan Extra Mitigation Clause:

Over a five-year average using calendar years after the plan is signed (so 2006-2010), the bird kill cannot exceed an average of 241 *dead birds in hand* per year, or they pay \$218 per bird over that limit toward bird restoration. DFG may require modifications to the Plan at any time if reductions are not occurring. The average number of dead birds in hand during the five years of 2006-2010 was 171.

Rehabilitated birds are released at Little Lake, along highway 395 in southern Inyo County, or Lake Isabella, Kern County.

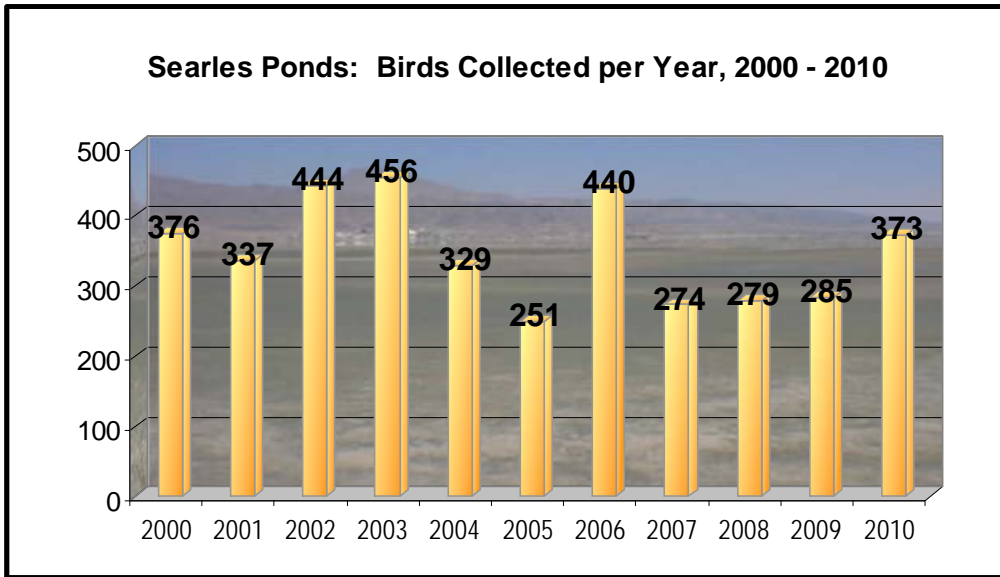


Figure 1: This graph presents the annual tally of birds collected live and dead.

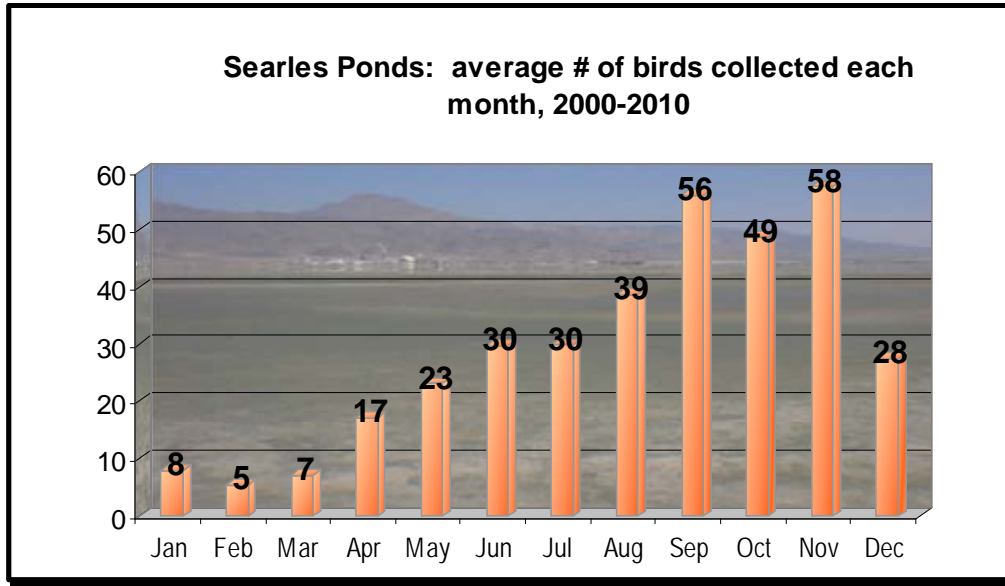


Figure 2: This graph presents the monthly averages. Any month from June through November is capable of producing large numbers of dead or ailing birds.

All data collected by International Bird Rescue Research Center (IBRRC) as part of DFG response (thru Aug 2007) or by Flys Free Wildlife Rehabilitation, under contract to Searles Valley Minerals, Inc. (since Sept 2007).

Species Impacted

Over 100 species have been impacted. The primary species impacted are waterfowl, grebes, and coots. The following data is from 2001-2009.

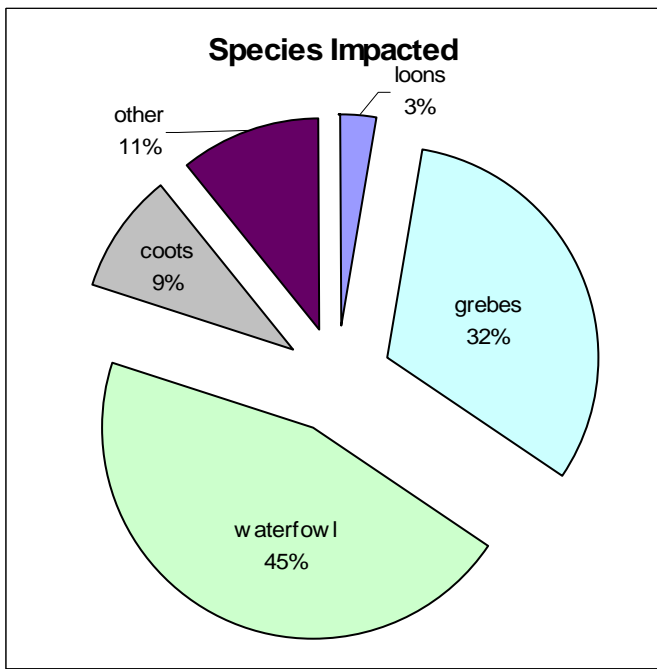


Figure 3: Species collected live and dead, by percentage.

Of the waterfowl impacted, the majority have been dabbling ducks from a wide variety of species.

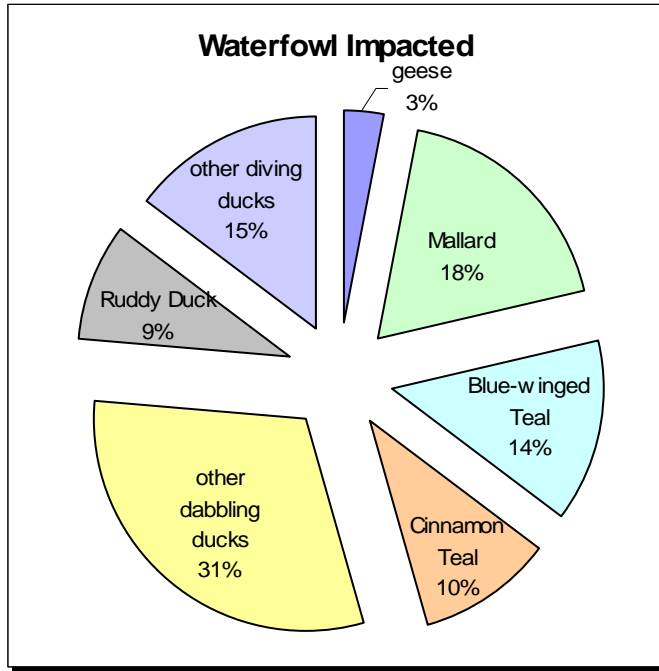


Figure 4: Waterfowl species collected live and dead, by percentage of all waterfowl collected.

Of the grebes impacted, the primary species have been Pied-billed, Western, and Eared Grebes.

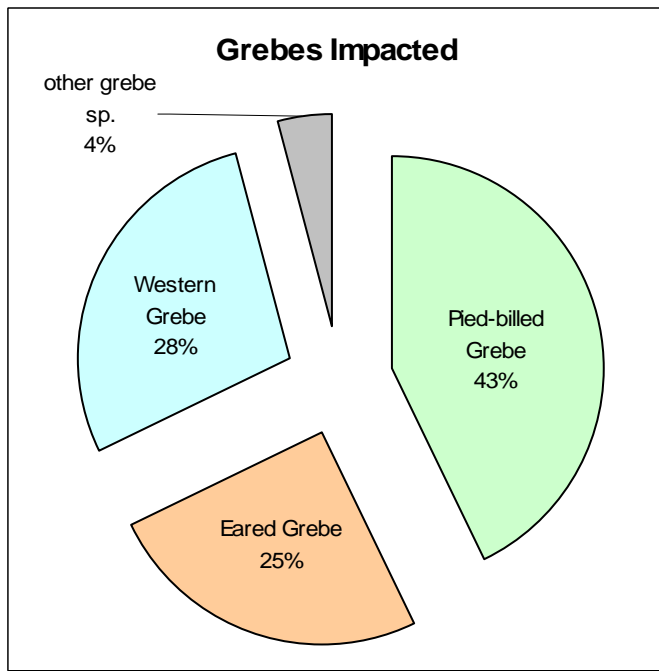


Figure 5: Grebe species collected live and dead, by percentage of all grebes collected.

Species Collected Live and Dead, 2001-2009

Note: Species composition for 2000 is not available. 2010 is not yet tabulated.

species	collected live		collected	TOTAL
	released	died	dead	
COMMON LOON	53	18	9	80
RED-THROATED LOON	0	0	1	1
PACIFIC LOON	1	2	0	3
PIED-BILLED GREBE	185	129	107	421
EARED GREBE	184	24	39	247
RED-NECKED GREBE	2	0	0	2
HORNED GREBE	7	2	1	10
WESTERN GREBE	216	36	23	275
CLARK'S GREBE	14	5	0	19
GREBE, SP.	0	0	10	10
AM. WHITE PELICAN	6	1	2	9
DOUBLE-CR. CORMORANT	9	4	2	15
GREAT-BLUE HERON	0	1	3	4
GREEN HERON	0	0	7	7
BLACK-CR NIGHT-HERON	0	1	0	1
GREAT EGRET	0	0	3	3
SNOWY EGRET	0	1	2	3
CATTLE EGRET	0	0	2	2
WHITE-FACED IBIS	0	0	5	5
CANADA GOOSE	0	0	1	1
WHITE-FRONTED GOOSE	3	4	17	24
SNOW GOOSE	0	3	1	4
BRANT	6	5	3	14
GOOSE, SP.	0	0	2	2
WOOD DUCK	0	0	4	4
GREEN-WINGED TEAL	30	5	49	84
MALLARD	64	38	158	260
NORTHERN PINTAIL	6	3	9	18
BLUE-WINGED TEAL	29	23	145	197
CINNAMON TEAL	14	26	105	145
TEAL, SP.	0	0	34	34
NORTHERN SHOVELER	24	2	20	46
GADWALL	22	14	37	73
AMERICAN WIGEON	41	4	12	57
CANVASBACK	1	0	4	5
REDHEAD	22	14	27	63
RING-NECKED DUCK	9	7	25	41
GREATER SCAUP	6	0	2	8
LESSER SCAUP	30	1	11	42
SCAUP, SP.	0	0	2	2
BLACK SCOTER	1	0	0	1
WHITE-WINGED SCOTER	1	0	0	1
SURF SCOTER	0	0	0	0
BUFFLEHEAD	40	7	22	69
HOODED MERGANSER	5	1	2	8
COMMON MERGANSER	10	1	0	11
RED-BREASTED MERGANSER	12	1	11	24
MERGANSER, SP.	0	0	1	1

RUDDY DUCK	87	16	25	128
DUCK, SP.	0	0	53	53
AMERICAN COOT	157	38	86	281
VIRGINIA RAIL	0	0	1	1
COOPER'S HAWK	0	1	2	3
SHARP-SHINNED HAWK	0	0	1	1
RED-TAILED HAWK	0	0	3	3
FERRUGINOUS HAWK	0	0	2	2
PEREGRINE FALCON	0	0	2	2
AMERICAN KESTREL	1	2	4	7
SEMIPALMATED PLOVER	0	1	0	1
SNOWY PLOVER	0	0	1	1
KILLDEER	0	0	1	1
AMERICAN AVOCET	5	1	13	19
MARBLED GODWIT	0	0	2	2
GREATER YELLOWLEGS	0	0	1	1
WILLET	0	1	0	1
COMMON SNIPE	0	0	1	1
RED-NECKED PHALAROPE	0	0	2	2
PHALAROPE, SP.	0	0	2	2
BAIRD'S SANDPIPER	0	0	1	1
WESTERN SANDPIPER	0	0	3	3
LEAST SANDPIPER	0	2	8	10
SHOREBIRD, SP.	0	0	4	4
CALIFORNIA GULL	13	5	28	46
BONAPARTE'S GULL	0	1	0	1
BLACK-LEGGED KITTIWAKE	0	0	1	1
GULL, SP.	0	0	0	0
CASPIAN TERN	0	1	0	1
RUFOUS HUMMINGBIRD	0	0	1	1
BARN OWL	0	2	1	3
SHORT-EARED OWL	1	0	0	1
LONG-EARED OWL	0	0	1	1
BURROWING OWL	0	0	1	1
NO. PYGMY-OWL	1	0	0	1
GREATER ROADRUNNER	0	0	2	2
ROCK PIGEON	3	0	6	9
MOURNING DOVE	0	1	3	4
NORTHERN FLICKER	0	0	2	2
SAY'S PHOEBE	0	0	3	3
BARN SWALLOW	0	0	3	3
CLIFF SWALLOW	0	1	4	5
VIOLET-GREEN SWALLOW	0	0	5	5
TREE SWALLOW	0	0	2	2
SWALLOW, SP.	0	0	14	14
"WESTERN" FLYCATCHER	0	0	4	4
COMMON RAVEN	0	0	1	1
NORTHERN SHRIKE	0	0	1	1
SHRIKE, SP.	0	0	0	0
EURASIAN STARLING	0	0	1	1
HERMIT THRUSH	0	1	0	1
CURVE-BILLED THRASHER	0	0	1	1
VIRGINIA'S WARBLER	0	0	1	1

TOWNSEND'S WARBLER	0	1	1	2
WILSON'S WARBLER	0	3	25	28
WARBLER, SP.	1	0	10	11
WESTERN Tanager	1	0	8	9
BLACK-HEADED GROSBEAK	0	0	1	1
SAGE SPARROW	0	0	1	1
BLACK-THR. SPARROW	0	0	1	1
LINCOLN'S SPARROW	0	1	0	1
WHITE-CROWNED SPARROW	0	0	2	2
SPARROW, SP.	0	0	13	13
HOUSE FINCH	1	0	2	3
FINCH, SP.	0	0	0	0
BREWER'S BLACKBIRD	0	0	5	5
YELLOW-HEADED BLACKBIRD	0	0	2	2
WESTERN MEADOWLARK	0	0	4	4
HOUSE SPARROW	0	1	2	3
SONGBIRD, SP.	0	0	17	17
BIRD, SP.	0	0	4	4
OTHER	0	0	0	0