



















2019-2020 Waterfowl Reservation Drawing Statistics

Areas	Applications	Reservations	Percent Drawn	Odds
Ash Creek	687	20	2.91%	1 in 34.4
Bear Creek	12,440	510	4.10%	1 in 24.4
Butte Valley	531	5	0.94%	1 in 106.2
China Island	4,421	582	13.16%	1 in 7.6
Colusa	77,821	966	1.24%	1 in 80.6
Colusa Disabled Site 	4,704	87	1.85%	1 in 54.1
Delevan	109,228	1,656	1.52%	1 in 66.0
Delevan Disabled Site 	5,132	130	2.53%	1 in 39.5
Freitas Boat North	3,084	682	22.11%	1 in 4.5
Freitas Boat South	2,067	499	24.14%	1 in 4.1
Gadwall Unit	17,076	765	4.48%	1 in 22.3
Gadwall Unit Disabled Site 	605	44	7.27%	1 in 13.8
Gray Lodge	35,809	3,660	10.22%	1 in 9.8
Gray Lodge Disabled Site 	3,698	176	4.76%	1 in 21.0
Grizzly Island	13,654	8,895	65.15%	1 in 1.5
Grizzly Island Disabled Site 	420	44	10.48%	1 in 9.5
Honey Lake, Dakin	714	60	8.40%	1 in 11.9
Honey Lake, Fleming	678	65	9.59%	1 in 10.4
Howard Slough	52,745	670	1.27%	1 in 78.7
Howard Slough Disabled Site 	2,079	44	2.12%	1 in 47.3
Joice Island	7,739	180	2.33%	1 in 43.0
Kern	30,889	284	0.92%	1 in 108.8
Kern Disabled Site 	516	36	6.98%	1 in 14.3
Kesterson	25,383	1,448	5.70%	1 in 17.5
Kesterson Disabled Site 	600	88	14.67%	1 in 6.8
Little Dry Creek	112,094	810	0.72%	1 in 138.4
Little Dry Creek Disabled Site 	4,055	116	2.86%	1 in 35.0
Llano Seco	25,314	429	1.69%	1 in 59.0
Los Banos	36,881	2,550	6.91%	1 in 14.5
Los Banos Disabled Site 	575	88	15.30%	1 in 6.5
Mendota	21,501	4,556	21.19%	1 in 4.7
Mendota Disabled Site 	886	308	34.76%	1 in 2.9
Merced	25,422	604	2.38%	1 in 42.1
Merced Disabled Site 	562	29	5.16%	1 in 19.4
Sacramento	101,789	2,338	2.30%	1 in 43.5
Sacramento Disabled Site 	4,566	149	3.26%	1 in 30.6
Salt Slough	15,473	1,068	6.90%	1 in 14.5
Salt Slough Disabled Site 	372	44	11.83%	1 in 8.5
San Jacinto	45,489	1,500	3.30%	1 in 30.3
San Jacinto Disabled Site 	1,290	58	4.50%	1 in 22.2
San Luis	21,235	2,665	12.55%	1 in 8.0
Shasta Valley	1,570	42	2.68%	1 in 37.4
Sutter	35,932	594	1.65%	1 in 60.5
Sutter Disabled Site 	1,633	33	2.02%	1 in 49.5
Volta	14,025	2,604	18.57%	1 in 5.4
Willow Creek	456	15	3.29%	1 in 30.4
Wister	43,946	4,576	10.41%	1 in 9.6
Wister Disabled Site 	918	220	23.97%	1 in 4.2
Yolo Bypass	50,513	1,500	2.97%	1 in 33.7
Yolo Bypass Disabled Site 	1,663	88	5.29%	1 in 18.9
Total	980,880	48,580	4.95%	1 in 20.2

Odds are for all hunts combined. Reservations for Saturday hunts are generally more difficult to obtain. Reservations for Wednesday and Sunday hunts are generally easier to obtain.