

# WEBINAR MEETING AGENDA

Recreational Abalone Advisory Committee (RAAC)

**Saturday, July 11, 2020**

**9:00 AM – 12:00 PM**

**Location:** Webinar

**Webinar link:** <https://cawildlife.webex.com/join/r7regionalmgr>

When prompted enter your name and email. Detailed instructions on logging onto the Webex webinar are provided below.

Conference line: 888-808-6929

Participant code: 9961539 #

**Contact Person:** Ian Taniguchi, Senior Environmental Scientist, 4665 Lampson Ave. Suite C, Los Alamitos, CA. 90720 Phone: (562) 889-6719 Email: [ian.taniguchi@wildlife.ca.gov](mailto:ian.taniguchi@wildlife.ca.gov)

## **Committee Web Page:**

<https://www.wildlife.ca.gov/Conservation/Marine/Invertebrates/RAAC>

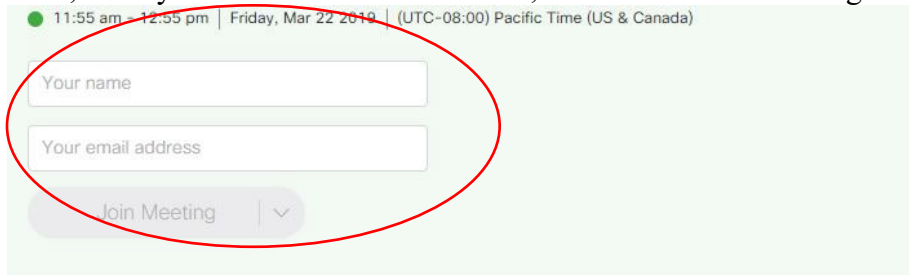
1. **9:00 – 9:15 Introductions and announcements** (Taniguchi)
2. **9:15 – 10:30 Red Abalone Fishery Management Plan Development Update** (Taniguchi)
  - a. **Management Strategy Integration Process Completion. View final report [here](#)**
  - b. **MRC discussion of management strategy process and direction**
    - i. **Watermen's Alliance petition** (Russo)
  - c. **Part A: Exceptional Circumstances development**
  - d. **Completion of Draft FMP and timeline**
3. **10:30 – 11:15 Fish and Game Commission rulemaking – abalone fishery closure sunset** (Mastrup)
  - a. **RAAC/Public Q and A**
4. **11:15 – 11:30 Abalone dedicated account update** (Taniguchi)
5. **11:30 – 12:00 Public Expression on other agenda items** (please limit to 3 minutes per person) **and wrap up, next meeting and Adjournment Other Business**

## WebEx Instructions:

1. To begin, click the login link provided:

<https://cawildlife.webex.com/join/r7regionalmgr>

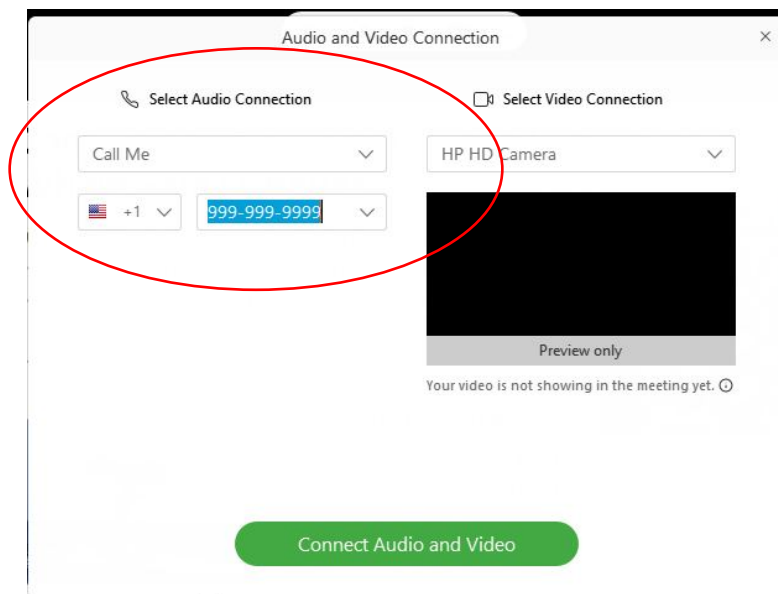
2. Next, enter your name and email address, then click “Join Meeting”:



3. There are three options for Audio:

- a. **Call Me (recommended)**
- b. I Will Call In (uses the normal dial in information)
  - i. **1-(888) 808-6929, passcode 996 153 9 #**
- c. Call Using Computer (uses your computer microphones and speakers)


4. Choosing the “Call Me” option seems to work best and is recommended. Simply enter the phone number you want called, then click “Connect Audio and Video” and the system will call you:



5. As soon as your audio is connected, the meeting should start. You will be muted by the CDFW Host, but may also wish to turn your video off yourself (we don't need to see you). To do so, click the video button at the bottom of the screen to turn it off.



6. If you want to speak, you can “raise your hand” virtually. Be sure that the Participants pane is visible by clicking the person icon at the bottom of the screen.



Then you can click the “Raise Hand” icon next to your name.



7. **Please be sure to lower your hand after speaking.**

NOTE: This feature will only be available if you have logged in and are using the “Call Me” audio. Other participants will be unmuted to speak during designated comment times or as desired by the CDFW lead for each agenda item.