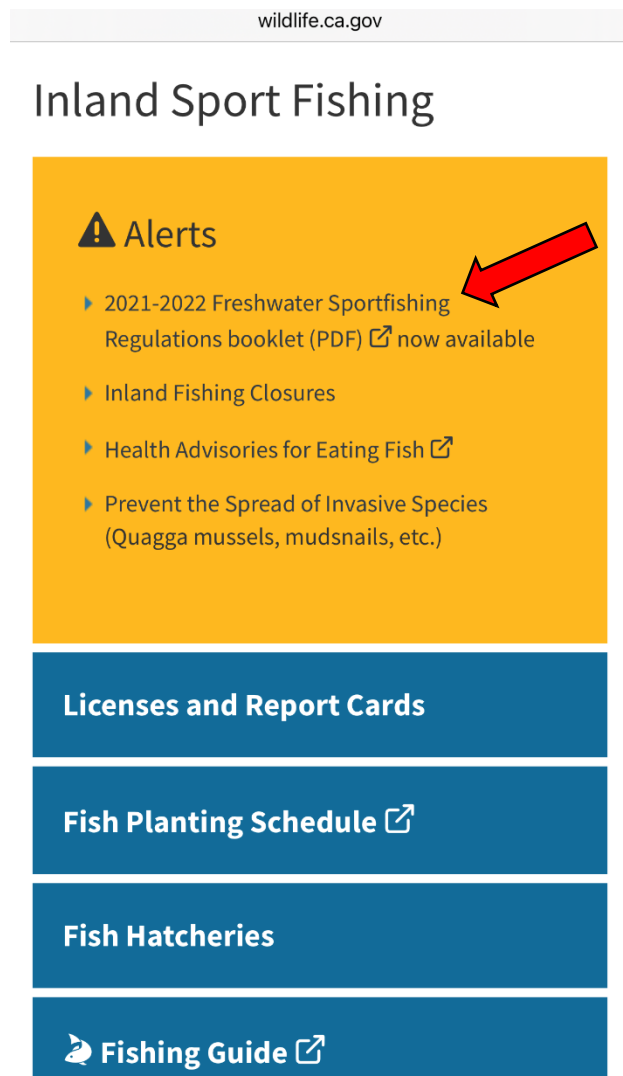



# DOWNLOADING REGULATIONS



## Apple

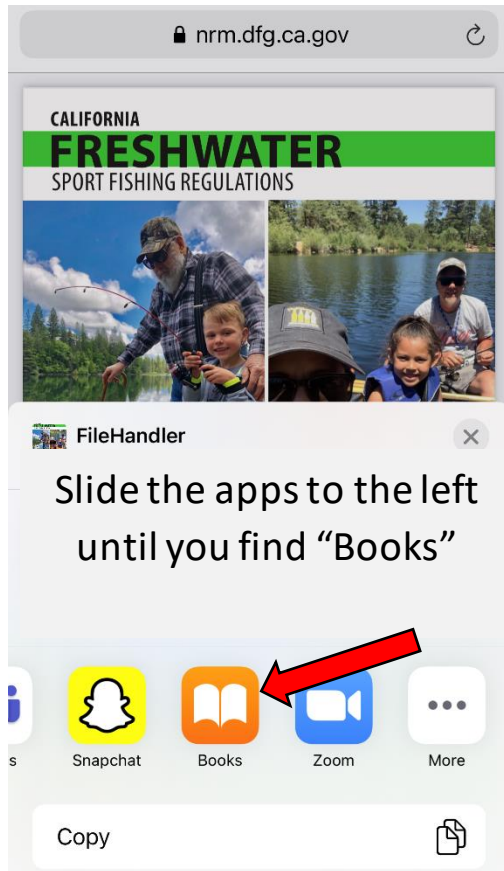
1. On your iPhone, iPad, or iPad touch, click the PDF to open it.




2. Tap the share button  at bottom of page.



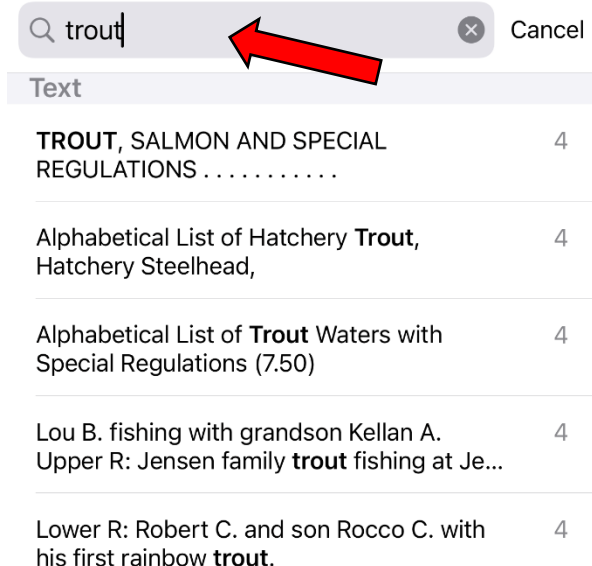
- Slide left through the apps carousel and click on Books.




- PDF will open. Click anywhere in the document, then tap search  in upper right.




- Type in the regulation you'd like to find. Example: "trout." A list of instances where "trout" is used along with page numbers will populate. Click on the section you'd like to read.



- Tap the bookmark button  in top right to save your place for later. Flag will turn red.

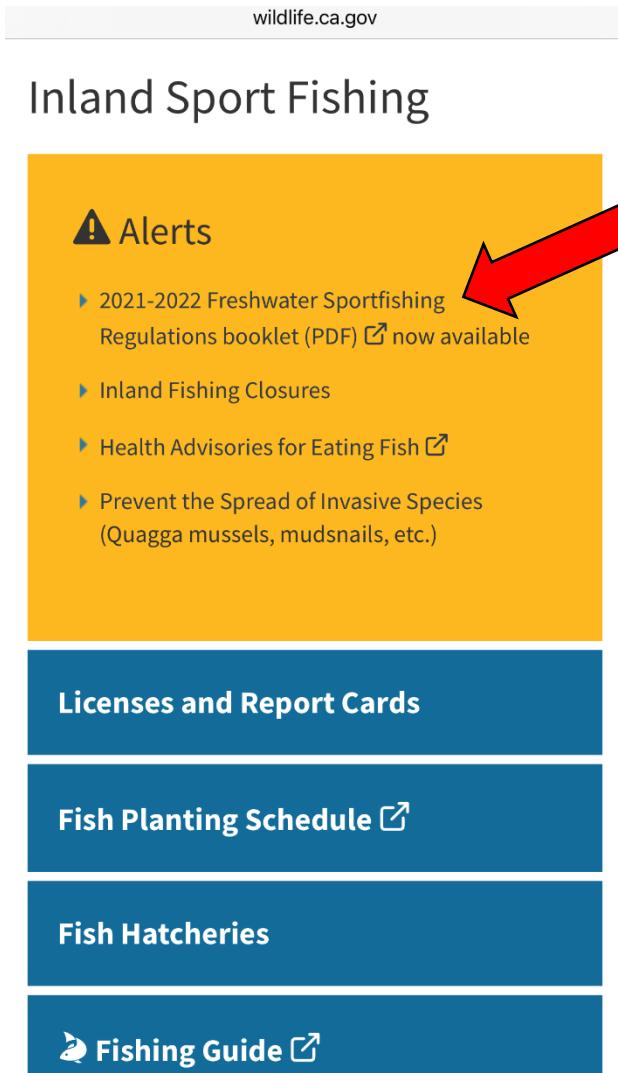


7. To come back to Regulations, click on your Books app, then click on the Regulations doc. Repeat steps 4-6.

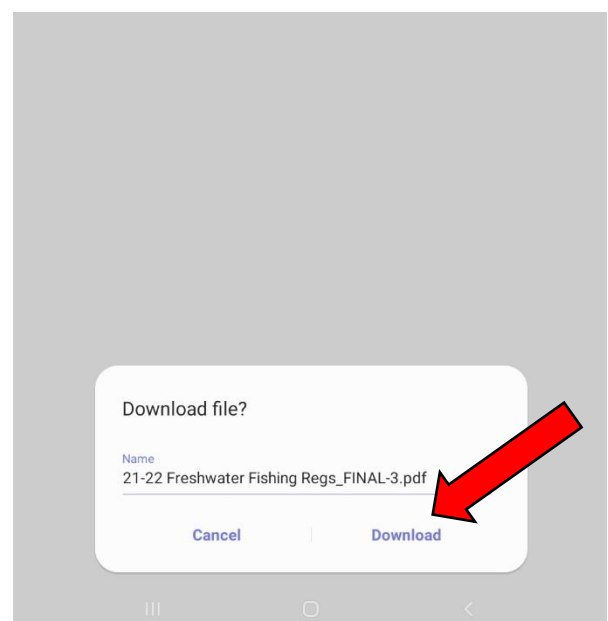
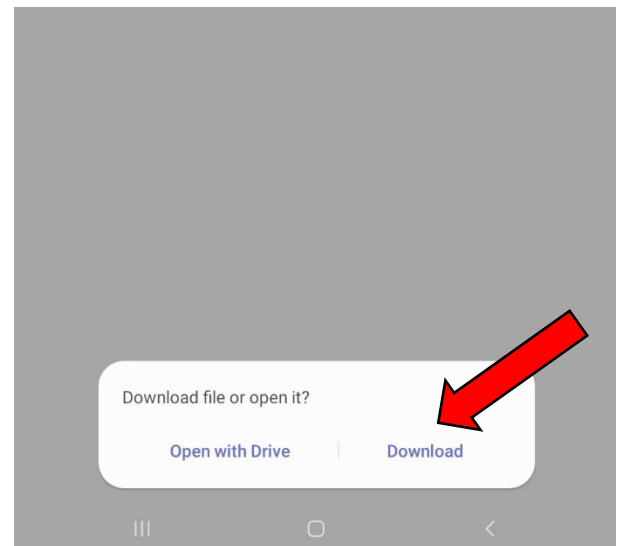


## Android

1. On your device, click the PDF to open it.



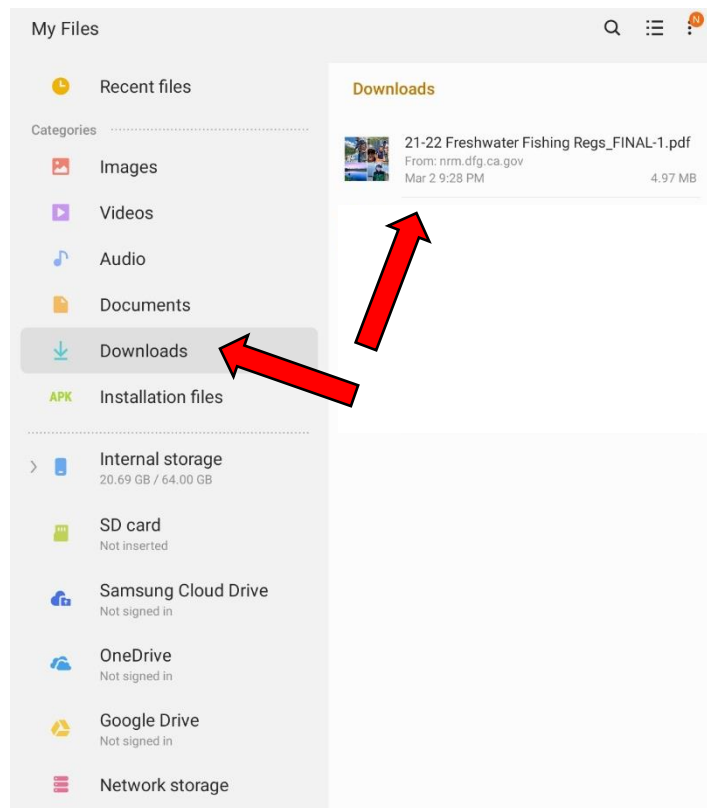
2. At the bottom of page you will be asked "Download file or open it?" Click Download. If asked again to "Download file?" Click Download.



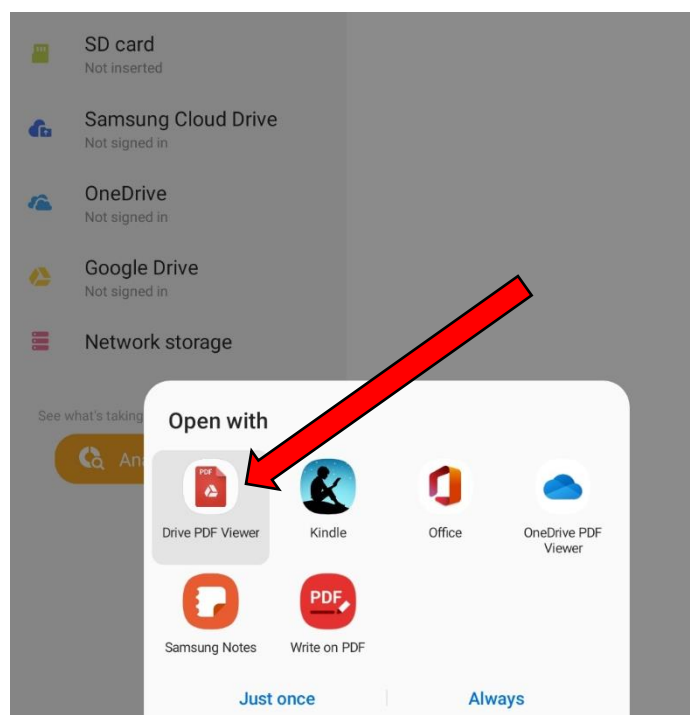
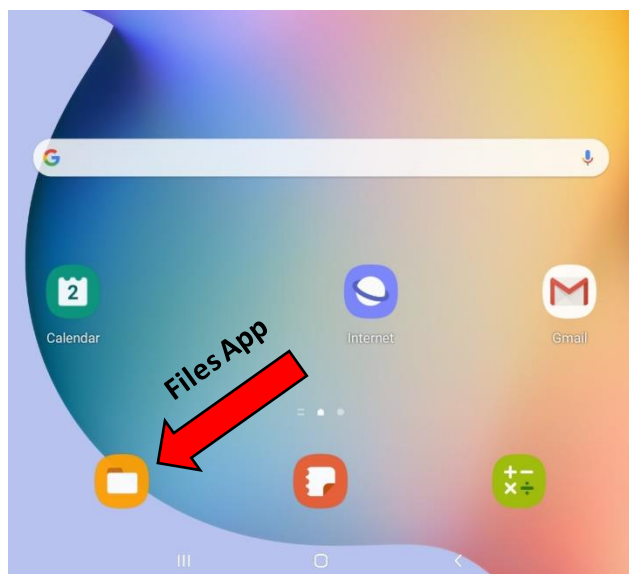
3. Push the home button on bottom of screen. From home screen click the Files app.



4. Click on Downloads along left. Then click on the Regs PDF from list on right.



5. At bottom of page, when asked: "Open with," click Drive PDF Viewer.



6. Click search in upper right corner.

s\_FINAL-1.pdf

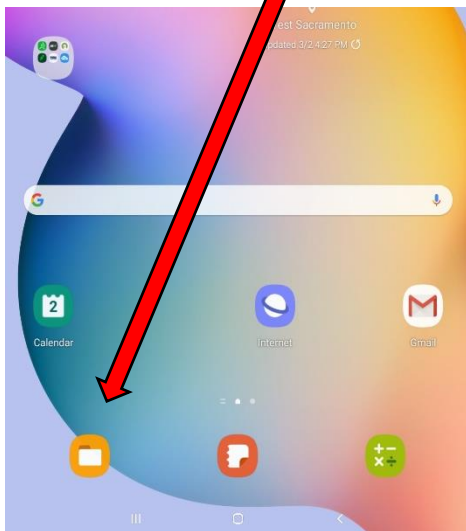


7. In the Find bar type in the regulation you'd like to find.  
Example: "trout." Instances where that word is used will be highlighted.  
Then use arrow keys at top right to scroll to section you'd like to read.

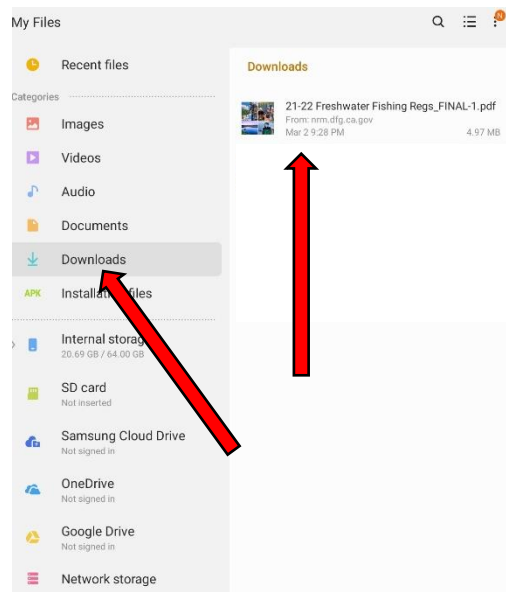


8. To come back to Regulations:  
Find the Files app on home screen.  
Repeat steps 4-8.


Find Files App.



Go to Downloads.  
Click Regs PDF.

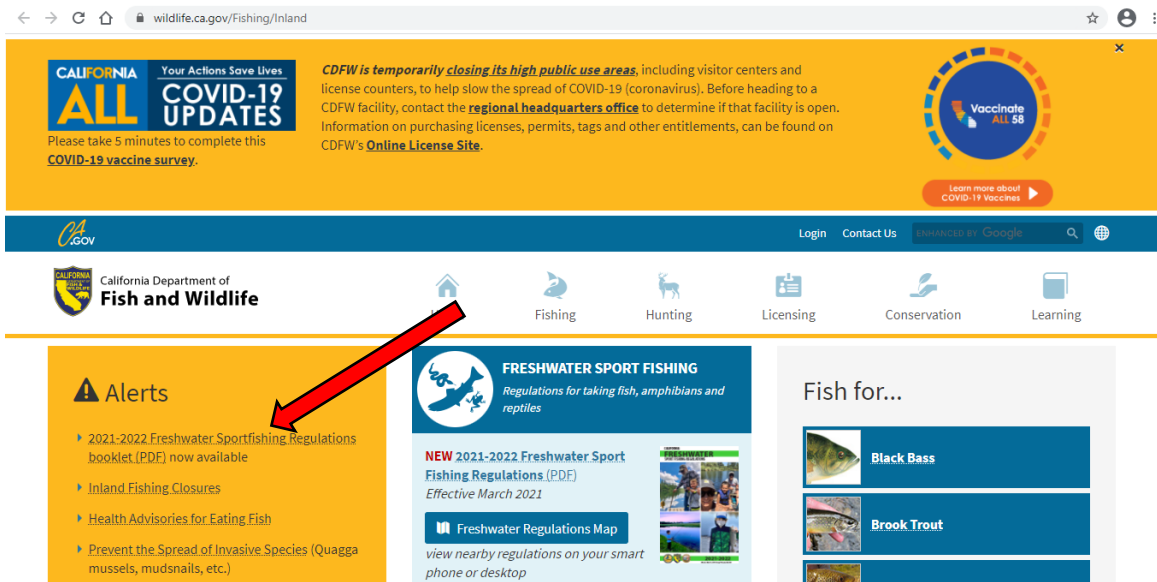


Open with Drive PDF Viewer.  
Click Search in right corner.

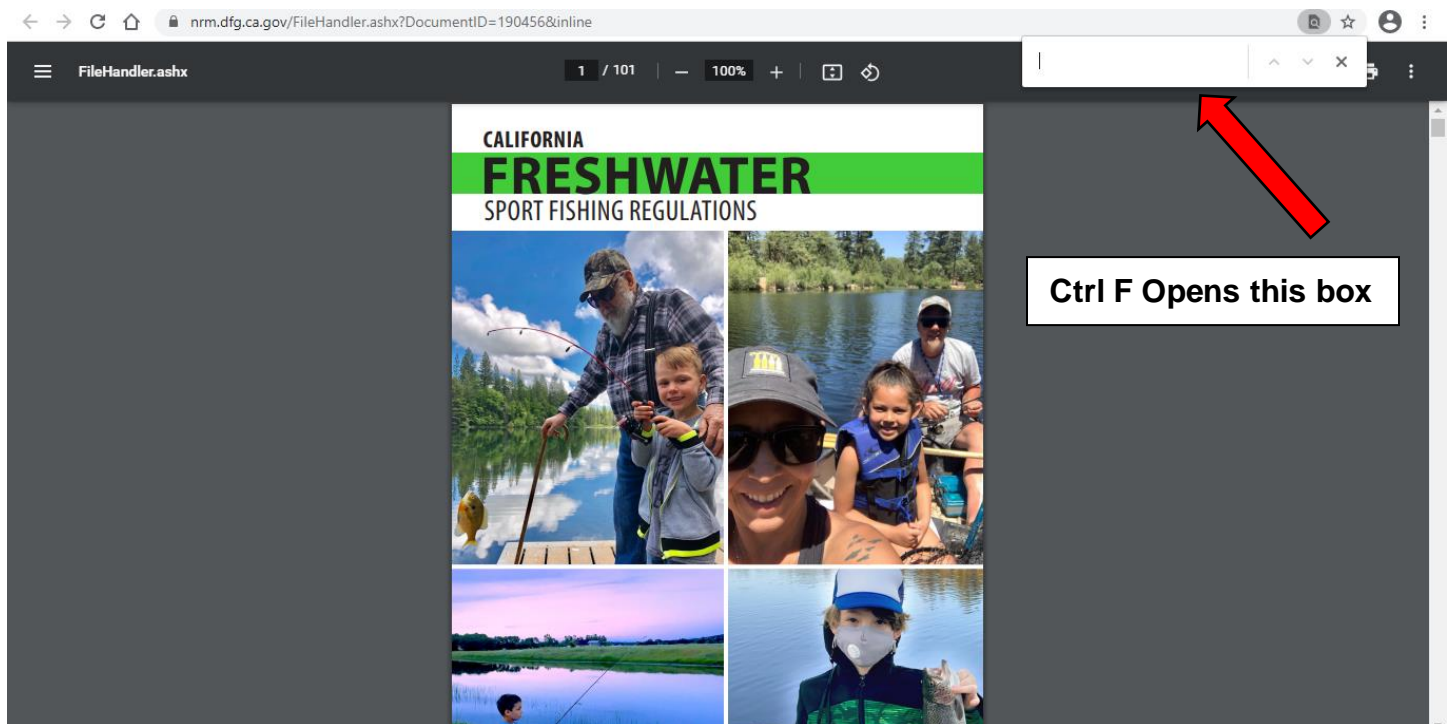


# Desktop PC

1. Click the PDF to open it.



2. Click anywhere in the document, then hold down the ctrl button and push F to open the Find window.



3. In the Find window type the regulation you'd like to find. All instances where that word is used will be highlighted. Use arrow keys to scroll to the section you'd like to read.

The screenshot shows a web browser window with the URL `nrm.dfg.ca.gov/FileHandler.ashx?DocumentID=1904568&inline`. The document viewer displays a 'TABLE OF CONTENTS' for 'FREE FISHING DAYS! July and September 4<sup>th</sup>, 2021'. A search bar at the top right contains the word 'trout'. Two red arrows point to the search bar and the navigation arrows (up and down) next to it. A text box on the left says 'Type word you want to search here.' and a text box on the right says 'Use these arrows to scroll all sections with that word.'

FileHandler.ashx 4 / 101 100% trout 1/648

**TABLE OF CONTENTS**  
**FREE FISHING DAYS!**  
July and September 4<sup>th</sup>, 2021

Unlawful Actions ..... 5  
Quick Steps to the Correct Fishing Regulation ..... 6  
Keeping Up with In-season Regulation Changes ..... 6  
What's New in 2021 ..... 7  
License Information ..... 10  
GENERAL PROVISIONS AND DEFINITIONS ..... 13  
Statewide Regulations for Fishing and Frogging in Inland Waters ..... 17  
Fishing Methods and Gear Restrictions ..... 17  
Fishing Hours ..... 19  
Bait Regulations for Inland Waters ..... 19  
Species Regulations ..... 20  
BLACK BASS ..... 20  
Sturgeon Regulations ..... 28  
**TROUT, SALMON AND SPECIAL REGULATIONS** ..... 30  
Alphabetical List of Hatchery Trout, Hatchery Steelhead, and Salmon Waters with Special Regulations (7.40) ..... 34  
Alphabetical List of Trout Waters with Special Regulations (7.50) ..... 54  
Supplemental Regulations ..... 77  
Public Health Advisory on Fish Consumption ..... 80

**ONLINE HARVEST REPORTING**  
Now, it is easier than ever to report your harvest:  
• Report your harvest online, using the Online License Service at [wildlife.ca.gov/reportcards](http://wildlife.ca.gov/reportcards); or  
• Return your report card via mail to the address printed on the report card.  
Important Information – Read before you report online  
• Accurate and complete data is required. If you report online, all entries on the report card must be

Type word you want to search here.

Use these arrows to scroll all sections with that word.