

STAFF SUMMARY FOR JUNE 16-17, 2021

24. ITEMS OF INTEREST**Today's Item****Information** ☒**Action** ☐

Receive an update on the urban coyote workshops jointly organized by FGC and DFW.

Summary of Previous/Future Actions

- | | |
|------------------------------------|--|
| • FGC direction to hold a workshop | Aug 19-20, 2020; Webinar/Teleconference |
| • First coyote workshop | Mar 26, 2021; Webinar/Teleconference |
| • Received update on workshop | Apr 14, 2021; Webinar/Teleconference |
| • Second coyote workshop held | May 28, 2021; Webinar/Teleconference |
| • Today's update | Jun 16-17, 2021; Webinar/Teleconference |

Background

Coyotes in California's urban areas have become a source of human-wildlife conflict that is primarily addressed by local government agencies. After several commenters brought forth concerns at WRC's Jan 16, 2020 meeting in Long Beach, similar to comments received at past WRC and FGC meetings, WRC recommended that FGC work with DFW and the public on steps to address the conflicts.

In Aug 2020, FGC directed staff to work with DFW to jointly develop and host a workshop on urban coyote human-wildlife conflicts, in consultation with the WRC co-chairs. The first workshop was held on Mar 26, 2021 and focused on coyote science (both biology and human dimensions) and the laws, regulations, and policies surrounding coyotes in the urban environment. FGC received a report on the workshop at its Apr 2021 meeting.

A second workshop, focusing on coyote education campaigns and coyote management plans, was held on May 28, 2021 with nearly 200 participants in attendance. The goals of the workshop were to:

- outline key components and provide examples of successful education campaigns;
- communicate the importance of public education, stakeholder engagement, and outreach to encourage safe coexistence with wildlife;
- emphasize the importance of diverse tools in an agency, entity, or municipality's education "tool kit" (e.g., social media, multilingual materials, accessible platforms);
- outline a process and best management practices to develop an integrated coyote management plan for a municipality or region, emphasizing the three main considerations in developing a plan of *People, Process, and Product*;
- convey that DFW staff is available as a resource to assist with developing coyote management plans; and
- emphasize the need for a plan to be adaptive, integrated, and comprehensive in scope.

The workshop was informed by a pre-meeting survey, with the results from SurveyMonkey provided as Exhibit 1. The workshop planning team is considering any follow-up or next steps

STAFF SUMMARY FOR JUNE 16-17, 2021

that might be taken to help further advance the identified goals. Background materials, links to the videos, and presentations for both workshops may be found on the FGC website at <https://fgc.ca.gov/Meetings/2021> (note that some materials may not be available yet, but will be posted soon).

Significant Public Comments (N/A)**Recommendation (N/A)****Exhibits**

1. [*Coyotes in the Urban Environment Workshop \(Second Workshop Survey\) report, dated Jun 1, 2021*](#)

Motion (N/A)

Coyotes in the Urban Environment Workshop (Second Workshop Survey)

Tuesday, June 01, 2021

57

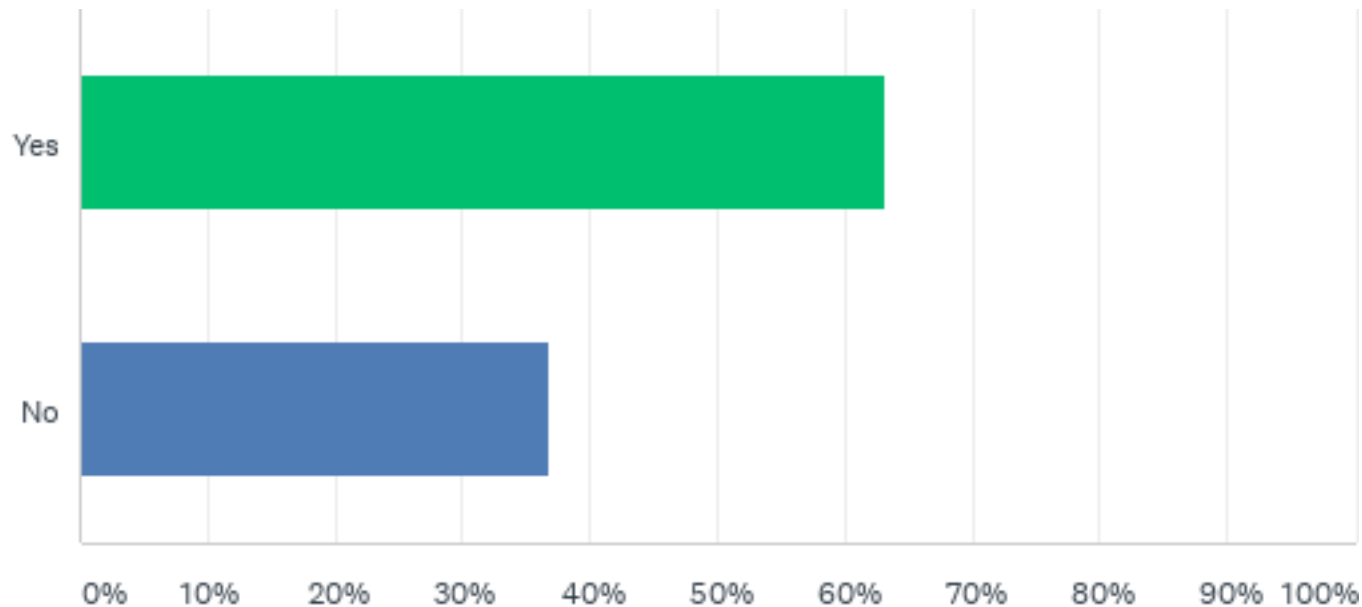
Total Responses

Date Created: Tuesday, April 13, 2021

Complete Responses: 57

Q1: Did you attend all or part of Workshop 1 of the “Coyotes in the Urban Environment” workshop series on March 26, 2021?

Answered: 57 Skipped: 0



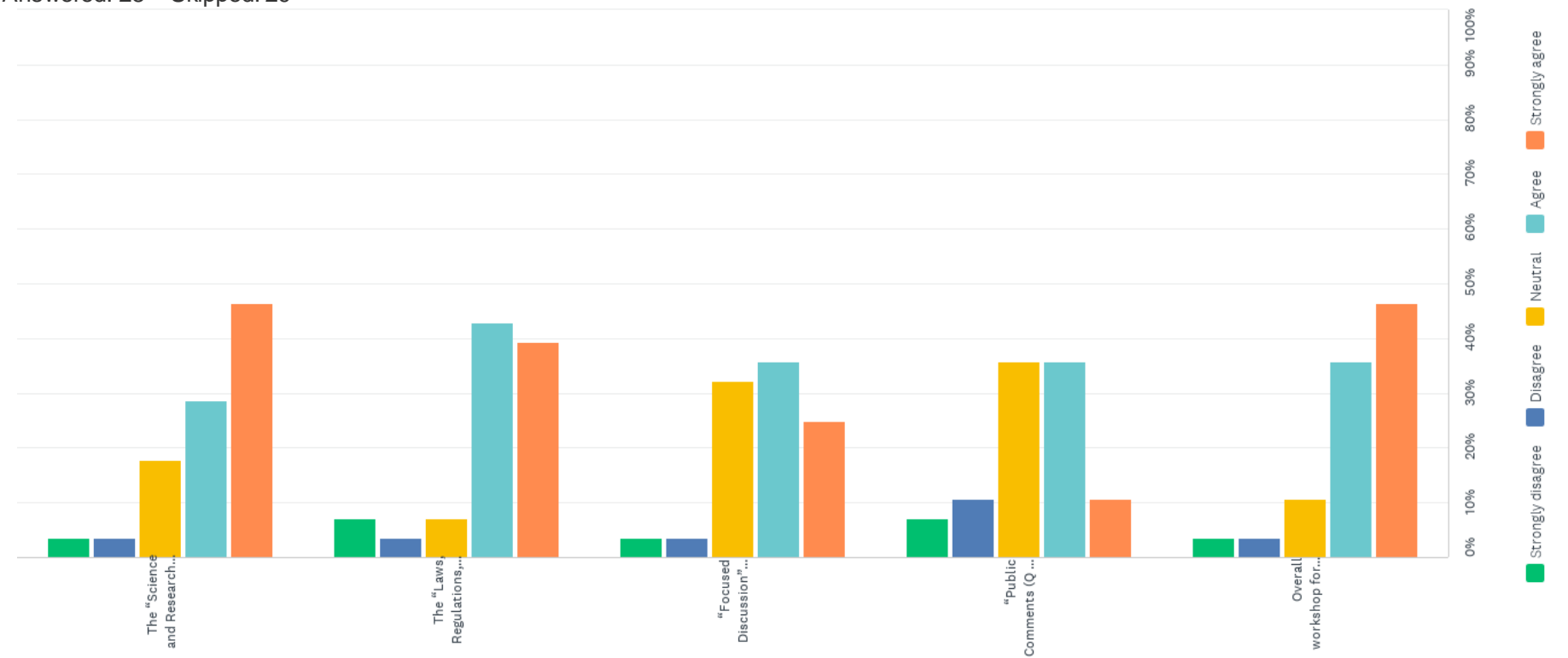
Q1: Did you attend all or part of Workshop 1 of the “Coyotes in the Urban Environment” workshop series on March 26, 2021?

Answered: 57 Skipped: 0

| ANSWER CHOICES | RESPONSES | |
|----------------|-----------|----|
| Yes | 63.16% | 36 |
| No | 36.84% | 21 |
| TOTAL | | 57 |

Q2: If you attended Workshop 1, we would like to know your thoughts on the format and topics presented. Please select the level that best describes you.

Answered: 28 Skipped: 29



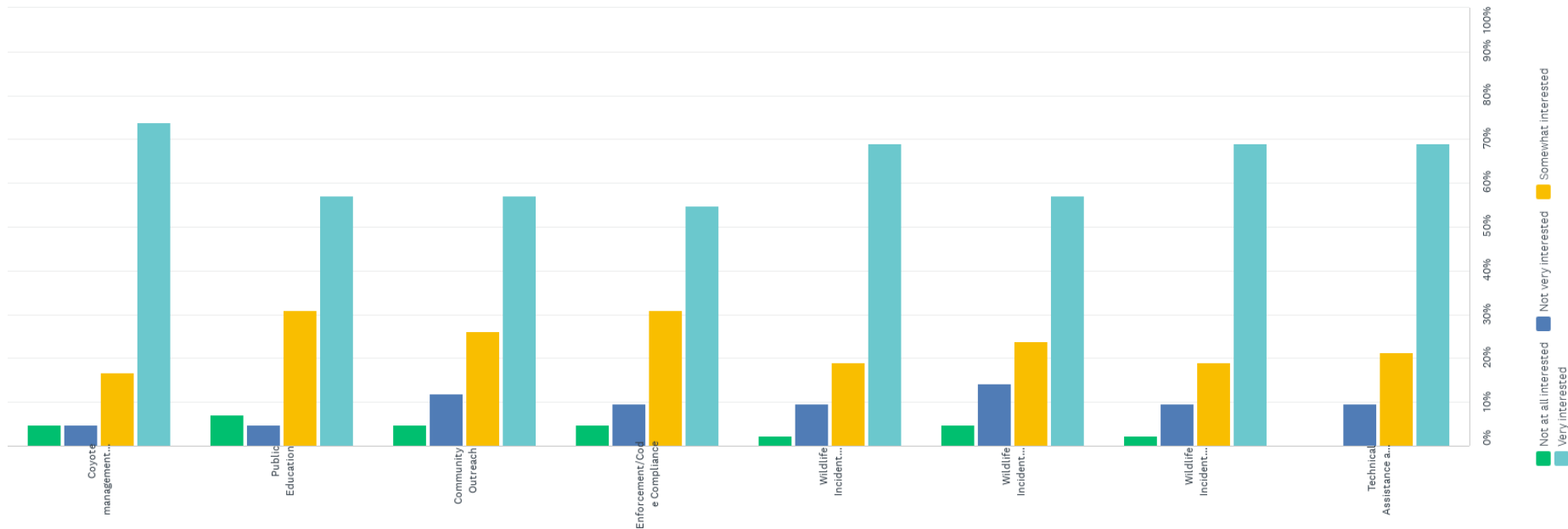
Q2: If you attended Workshop 1, we would like to know your thoughts on the format and topics presented. Please select the level that best describes you.

Answered: 28 Skipped: 29

| | STRONGLY DISAGREE | DISAGREE | NEUTRAL | AGREE | STRONGLY AGREE | TOTAL | WEIGHTED AVERAGE |
|--|----------------------|-------------|--------------|--------------|-------------------|-------|---------------------|
| The "Science and Research" presentations provided useful information about coyotes. | 3.57% 1 | 3.57% 1 | 17.86% 5 | 28.57% 8 | 46.43% 13 | 28 | 4.11 |
| The "Laws, Regulations, Policies" presentations provided useful information about coyotes. | 7.14% 2 | 3.57% 1 | 7.14% 2 | 42.86% 12 | 39.29% 11 | 28 | 4.04 |
| "Focused Discussion" format provided useful information about coyotes. | 3.57% 1 | 3.57% 1 | 32.14% 9 | 35.71% 10 | 25.00% 7 | 28 | 3.75 |
| "Public Comments (Q & A)" format provided useful information about coyotes. | 7.14% 2 | 10.71% 3 | 35.71% 10 | 35.71% 10 | 10.71% 3 | 28 | 3.32 |
| Overall workshop format provided useful information about coyotes. | 3.57% 1 | 3.57% 1 | 10.71% 3 | 35.71% 10 | 46.43% 13 | 28 | 4.18 |

Q3: In Workshop 2, what topics interest you most? Please select the level of interest that best describes you.

Answered: 42 Skipped: 15



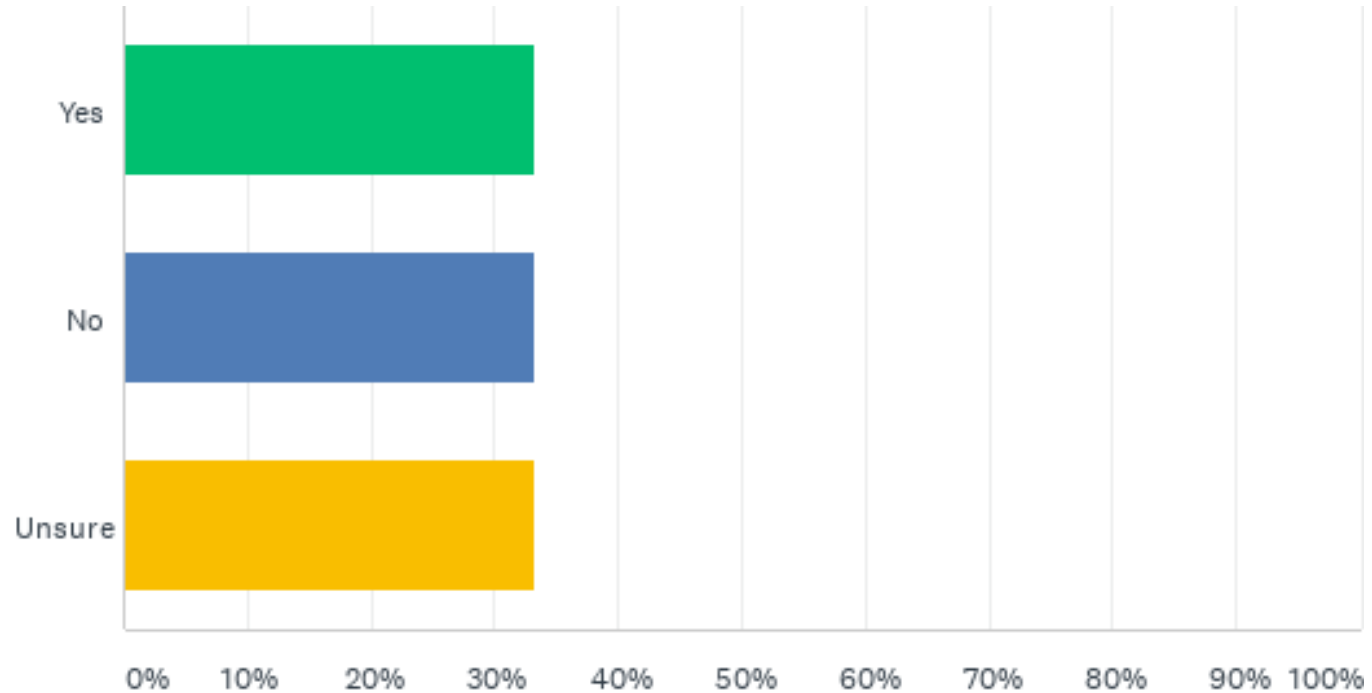
Q3: In Workshop 2, what topics interest you most? Please select the level of interest that best describes you.

Answered: 42 Skipped: 15

| | NOT AT ALL INTERESTED | NOT VERY INTERESTED | SOMEWHAT INTERESTED | VERY INTERESTED | TOTAL | WEIGHTED AVERAGE |
|--|--------------------------|------------------------|------------------------|--------------------|-------|---------------------|
| Coyote management plans (city/county) | 4.76% 2 | 4.76% 2 | 16.67% 7 | 73.81% 31 | 42 | 4.50 |
| Public Education | 7.14% 3 | 4.76% 2 | 30.95% 13 | 57.14% 24 | 42 | 4.26 |
| Community Outreach | 4.76% 2 | 11.90% 5 | 26.19% 11 | 57.14% 24 | 42 | 4.19 |
| Enforcement/Code Compliance | 4.76% 2 | 9.52% 4 | 30.95% 13 | 54.76% 23 | 42 | 4.21 |
| Wildlife Incident Response (Public Safety) | 2.38% 1 | 9.52% 4 | 19.05% 8 | 69.05% 29 | 42 | 4.43 |
| Wildlife Incident Response (Injured, orphaned, sick animals) | 4.76% 2 | 14.29% 6 | 23.81% 10 | 57.14% 24 | 42 | 4.14 |
| Wildlife Incident Response (Pet Loss) | 2.38% 1 | 9.52% 4 | 19.05% 8 | 69.05% 29 | 42 | 4.43 |
| Technical Assistance and Available Resources (Human-coyote conflict) | 0.00% 0 | 9.52% 4 | 21.43% 9 | 69.05% 29 | 42 | 4.50 |

Q4: To your knowledge, does your county, city or town have a coyote (or wildlife) management plan?

Answered: 42 Skipped: 15



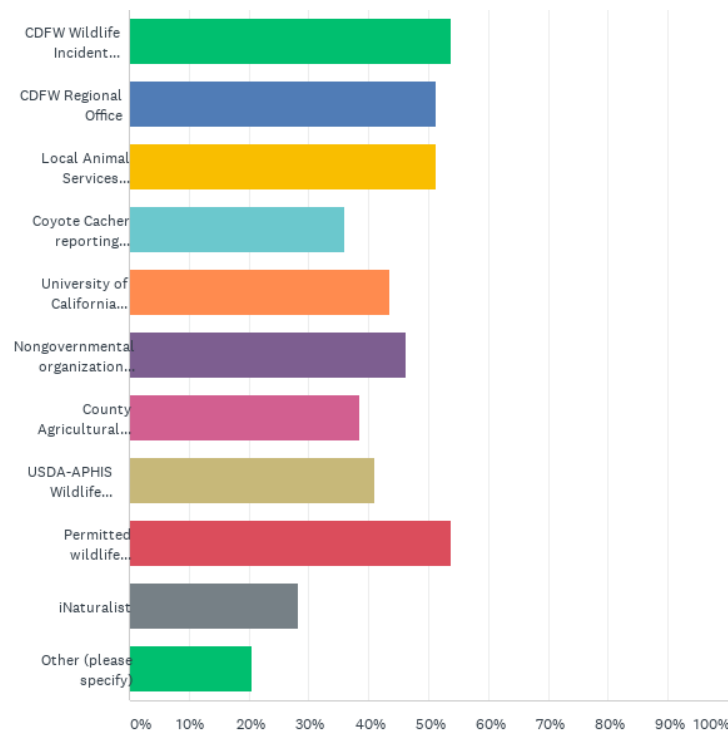
Q4: To your knowledge, does your county, city or town have a coyote (or wildlife) management plan?

Answered: 42 Skipped: 15

| ANSWER CHOICES | RESPONSES | |
|----------------|-----------|----|
| Yes | 33.33% | 14 |
| No | 33.33% | 14 |
| Unsure | 33.33% | 14 |
| TOTAL | | 42 |

Q5: What is your familiarity of the resources that may be available to you about coyotes? Please check the boxes for the resources you are familiar with.

Answered: 39 Skipped: 18



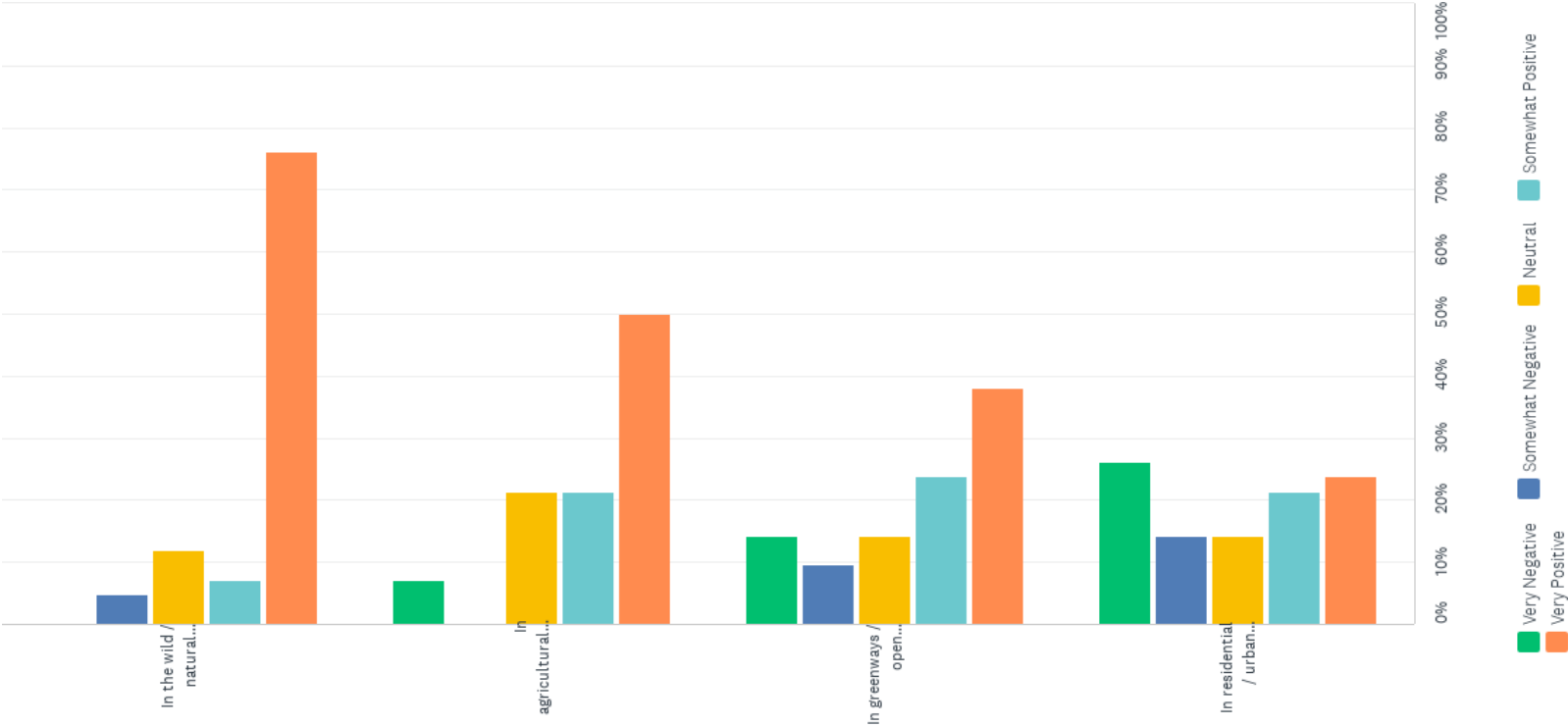
Q5: What is your familiarity of the resources that may be available to you about coyotes? Please check the boxes for the resources you are familiar with.

Answered: 39 Skipped: 18

| ANSWER CHOICES | RESPONSES | |
|--|-----------|----|
| CDFW Wildlife Incident Reporting System | 53.85% | 21 |
| CDFW Regional Office | 51.28% | 20 |
| Local Animal Services Division | 51.28% | 20 |
| Coyote Cacher reporting system | 35.90% | 14 |
| University of California Cooperative Extension resources | 43.59% | 17 |
| Nongovernmental organizations (e.g., local humane society, Project Coyote) | 46.15% | 18 |
| County Agricultural Commissioner's Office | 38.46% | 15 |
| USDA-APHIS Wildlife Services resources | 41.03% | 16 |
| Permitted wildlife rehabilitation facilities in my area | 53.85% | 21 |
| iNaturalist | 28.21% | 11 |
| Other (please specify) | 20.51% | 8 |
| Total Respondents: 39 | | |

Q6: For the following environments, what are your feelings about coyotes? Please select the level that best describes you.

Answered: 42 Skipped: 15



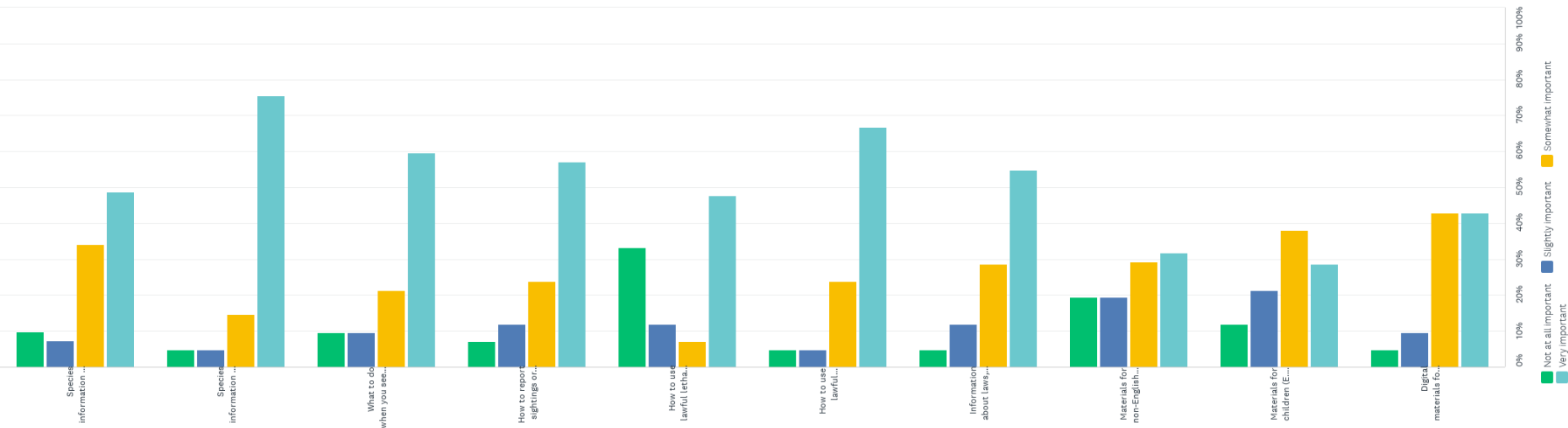
Q6: For the following environments, what are your feelings about coyotes? Please select the level that best describes you.

Answered: 42 Skipped: 15

| | VERY NEGATIVE | SOMEWHAT NEGATIVE | NEUTRAL | SOMEWHAT POSITIVE | VERY POSITIVE | TOTAL |
|---|------------------|----------------------|-------------|----------------------|------------------|-------|
| In the wild / natural environment | 0.00% 0 | 4.76% 2 | 11.90% 5 | 7.14% 3 | 76.19% 32 | 42 |
| In agricultural / rural environment | 7.14% 3 | 0.00% 0 | 21.43% 9 | 21.43% 9 | 50.00% 21 | 42 |
| In greenways / open environment (i.e. public park) | 14.29% 6 | 9.52% 4 | 14.29% 6 | 23.81% 10 | 38.10% 16 | 42 |
| In residential / urban environment | 26.19% 11 | 14.29% 6 | 14.29% 6 | 21.43% 9 | 23.81% 10 | 42 |

Q7: What educational materials about coyotes are the most important to you?

Answered: 42 Skipped: 15



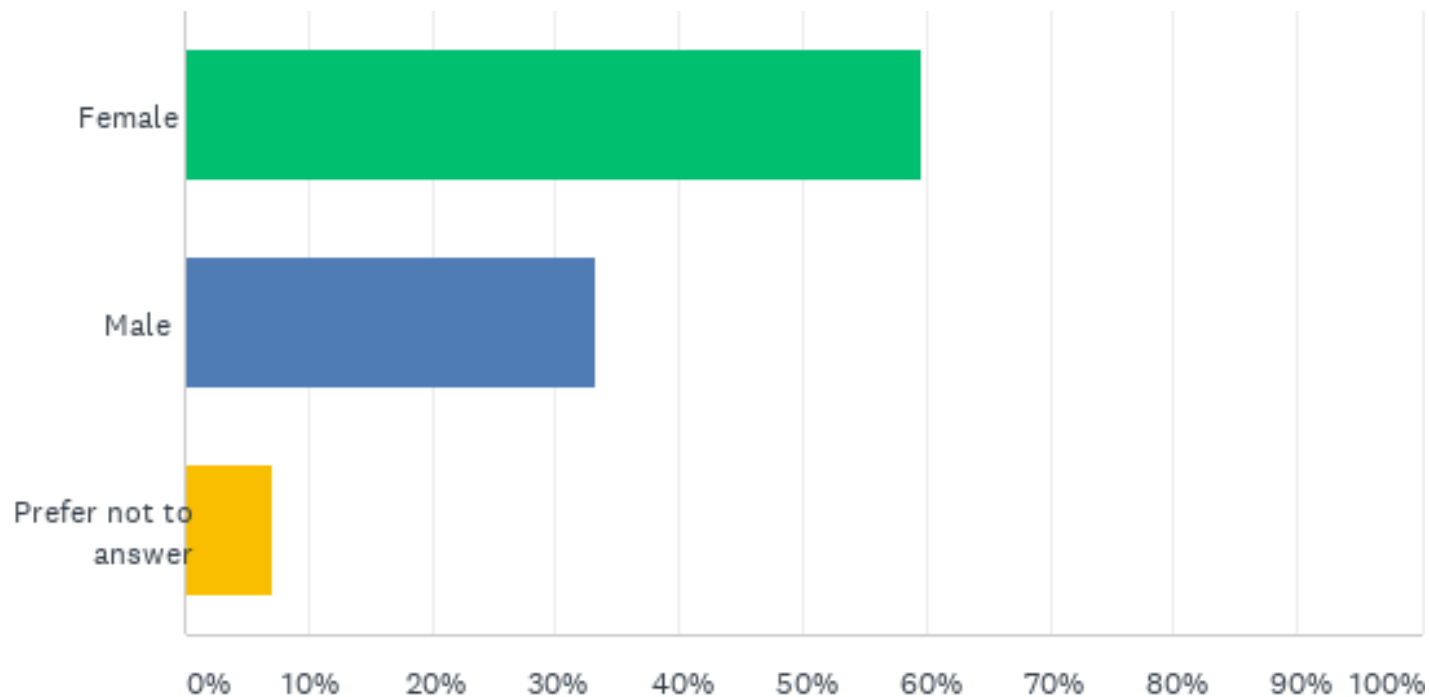
Q7: What educational materials about coyotes are the most important to you?

Answered: 42 Skipped: 15

| | NOT AT ALL IMPORTANT | SLIGHTLY IMPORTANT | SOMEWHAT IMPORTANT | VERY IMPORTANT | TOTAL | WEIGHTED AVERAGE |
|---|-------------------------|-----------------------|--------------------|-------------------|--------------|---------------------|
| Species information – natural history (coyote ecology, biology, behavior) | 9.76% 4 | 7.32% 3 | | 34.15% 14 | 48.78% 20 | 41 3.22 |
| Species information – urban environment (urban coyote biology, behavior) | 4.88% 2 | 4.88% 2 | 14.63% 6 | 75.61% 31 | 41 | 3.61 |
| What to do when you see a coyote | 9.52% 4 | 9.52% 4 | 21.43% 9 | 59.52% 25 | 42 | 3.31 |
| How to report sightings or incidents | 7.14% 3 | 11.90% 5 | 23.81% 10 | 57.14% 24 | 42 | 3.31 |
| How to use lawful lethal methods to remove coyotes (e.g., traps) | 33.33% 14 | 11.90% 5 | 7.14% 3 | 47.62% 20 | 42 | 2.69 |
| How to use lawful nonlethal methods to deter coyotes (e.g., haze) | 4.76% 2 | 4.76% 2 | 23.81% 10 | 66.67% 28 | 42 | 3.52 |
| Information about laws, regulations, ordinances, and code enforcement | 4.76% 2 | 11.90% 5 | 28.57% 12 | 54.76% 23 | 42 | 3.33 |
| Materials for non-English speaking audiences | 19.51% 8 | 19.51% 8 | 29.27% 12 | 31.71% 13 | 41 | 2.73 |
| Materials for children (E.g., coloring books) | 11.90% 5 | 21.43% 9 | 38.10% 16 | 28.57% 12 | 42 | 2.83 |
| Digital materials for social media distribution | 4.76% 2 | 9.52% 4 | 42.86% 18 | 42.86% 18 | 42 | 3.24 |

Q8: Gender

Answered: 42 Skipped: 15



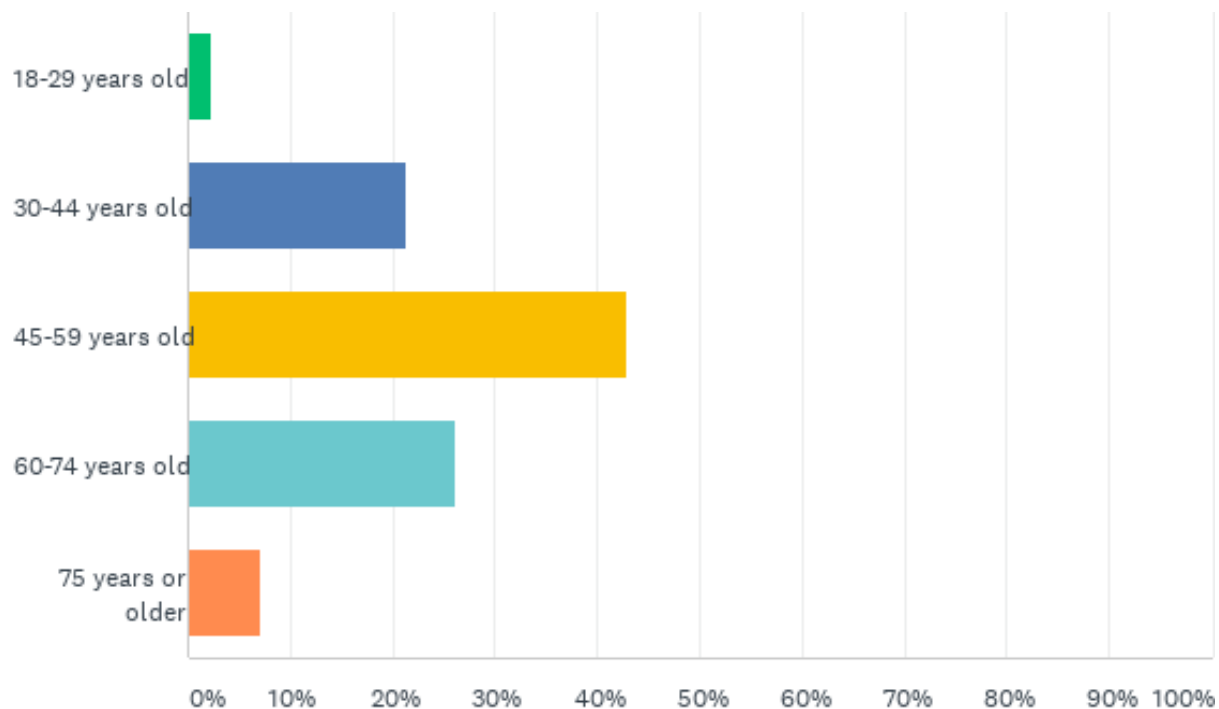
Q8: Gender

Answered: 42 Skipped: 15

| ANSWER CHOICES | RESPONSES | |
|----------------------|-----------|----|
| Female | 59.52% | 25 |
| Male | 33.33% | 14 |
| Prefer not to answer | 7.14% | 3 |
| TOTAL | | 42 |

Q9: Age

Answered: 42 Skipped: 15



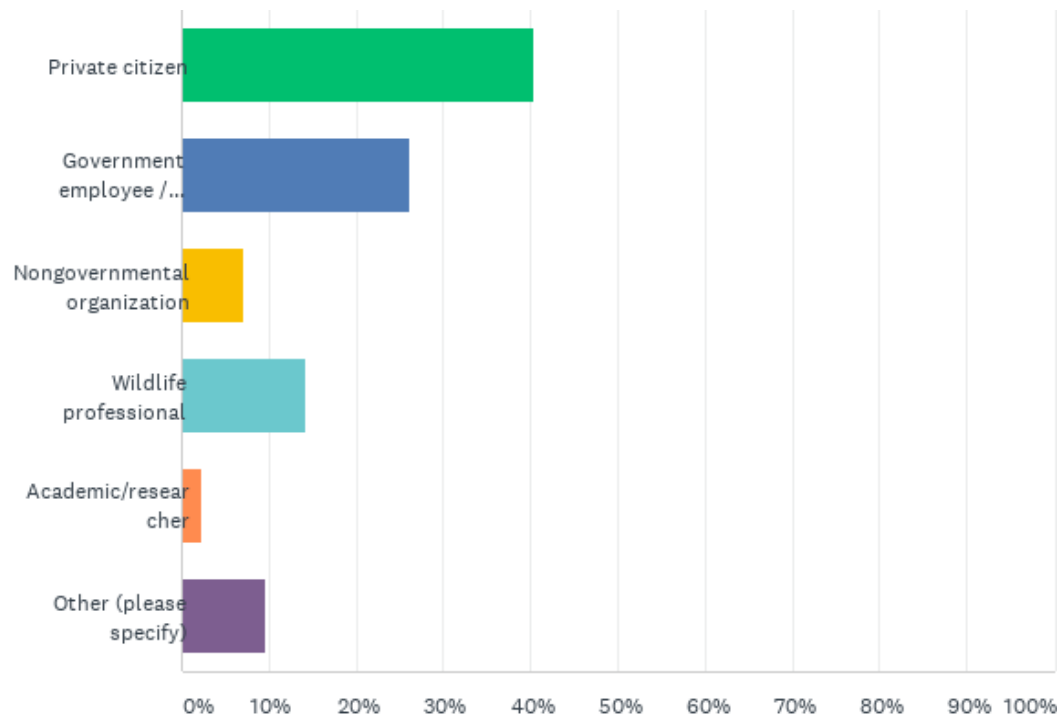
Q9: Age

Answered: 42 Skipped: 15

| ANSWER CHOICES | RESPONSES | |
|-------------------|-----------|----|
| 18-29 years old | 2.38% | 1 |
| 30-44 years old | 21.43% | 9 |
| 45-59 years old | 42.86% | 18 |
| 60-74 years old | 26.19% | 11 |
| 75 years or older | 7.14% | 3 |
| TOTAL | | 42 |

Q10: Affiliation (In what capacity will you participate?)

Answered: 42 Skipped: 15



Q10: Affiliation (In what capacity will you participate?)

Answered: 42 Skipped: 15

| ANSWER CHOICES | RESPONSES | |
|---|-----------|----|
| Private citizen | 40.48% | 17 |
| Government employee / Agency representative | 26.19% | 11 |
| Nongovernmental organization | 7.14% | 3 |
| Wildlife professional | 14.29% | 6 |
| Academic/researcher | 2.38% | 1 |
| Other (please specify) | 9.52% | 4 |
| TOTAL | | 42 |