




































## 2021-2022 Waterfowl Reservation Drawing Statistics – Regular Season
















Area	Application	Reservation	Percent Drawn	Odds*
Ash Creek	564	10	1.77%	1 in 56.4
Bear Creek	12,757	31	0.24%	1 in 411.5
Butte Valley	425	8	1.88%	1 in 53.1
China Island	5,924	630	10.63%	1 in 9.4
Colusa	105,155	891	0.85%	1 in 118.0
Colusa Disabled Site 	5,285	84	1.59%	1 in 62.9
Delevan	137,870	1,559	1.13%	1 in 88.4
Delevan Disabled Site 	5,896	126	2.14%	1 in 46.8
Freitas Boat North	3,462	645	18.63%	1 in 5.4
Freitas Boat South	2,298	430	18.71%	1 in 5.3
Gadwall Unit	24,001	551	2.30%	1 in 43.6
Gadwall Unit Disabled Site 	890	43	4.83%	1 in 20.7
Gray Lodge	57,324	2,895	5.05%	1 in 19.8
Gray Lodge Disabled Site 	4,067	129	3.17%	1 in 31.5
Grizzly Island	19,792	9,366	47.32%	1 in 2.1
Grizzly Island Disabled Site 	599	43	7.18%	1 in 13.9
Honey Lake, Dakin	647	42	6.49%	1 in 15.4
Honey Lake, Fleming	633	48	7.58%	1 in 13.2
Howard Slough	2,590	43	1.66%	1 in 60.2
Howard Slough Disabled Site 	70,566	564	0.80%	1 in 125.1
Joice Island	9,749	180	1.85%	1 in 54.2
Kern	26,205	73	0.28%	1 in 359.0
Kern Disabled Site 	508	20	3.94%	1 in 25.4
Kesterson	33,188	731	2.20%	1 in 45.4
Kesterson Disabled Site 	1,034	86	8.32%	1 in 12.0
Little Dry Creek	133,409	492	0.37%	1 in 271.2
Little Dry Creek Disabled Site 	4,801	96	2.00%	1 in 50.0
Llano Seco	36,220	534	1.47%	1 in 67.8
Los Banos	49,568	1,600	3.23%	1 in 31.0
Los Banos Disabled Site 	1,287	86	6.68%	1 in 15.0
Mendota	27,429	4,300	15.68%	1 in 6.4
Mendota Disabled Site 	992	301	30.34%	1 in 3.3
Merced	31,375	488	1.56%	1 in 64.3
Merced Disabled Site 	875	28	3.20%	1 in 31.3
Sacramento	129,154	2,133	1.65%	1 in 60.6
Sacramento Disabled Site 	5,149	132	2.56%	1 in 39.0
Salt Slough	23,522	946	4.02%	1 in 24.9
Salt Slough Disabled Site 	739	43	5.82%	1 in 17.2
San Jacinto	49,475	1,400	2.83%	1 in 35.3
San Jacinto Disabled Site 	1,167	56	4.80%	1 in 20.8
San Luis	27,742	1,462	5.27%	1 in 19.0
Shasta Valley	1,156	35	3.03%	1 in 33.0
Sutter	18,463	198	1.07%	1 in 93.2
Sutter Disabled Site 	287	9	3.14%	1 in 31.9
Volta	21,522	2,090	9.71%	1 in 10.3
Willow Creek	402	8	1.99%	1 in 50.3
Wister	49,780	4,300	8.64%	1 in 11.6
Wister Disabled Site 	761	172	22.60%	1 in 4.4
Yolo Bypass	73,947	1,405	1.90%	1 in 52.6
Yolo Bypass Disabled Site 	2,583	86	3.33%	1 in 30.0
<b>Total (Regular Season)</b>	<b>1,223,234</b>	<b>41,628</b>	<b>3.40%</b>	<b>1 in 29.4</b>

\*Odds are for all hunts combined. Reservations for Saturday hunts are generally more difficult to obtain. Reservations for Wednesday and Sunday hunts are generally easier to obtain.

## 2021-2022 Waterfowl Reservation Drawing Statistics – Youth Weekend

Area	Application	Reservation	Percent Drawn	Odds
Bear Creek	156	6	3.85%	1 in 26.0
China Island	46	40	86.96%	1 in 1.2
Colusa	1,127	46	4.08%	1 in 24.5
Colusa Disabled Site 	4	4	100.00%	1 in 1.0
Delevan	1,478	78	5.28%	1 in 18.9
Delevan Disabled Site 	2	2	100.00%	1 in 1.0
Freitas Boat North	18	18	100.00%	1 in 1.0
Freitas Boat South	11	11	100.00%	1 in 1.0
Gadwall Unit	253	28	11.07%	1 in 9.0
Gadwall Unit Disabled Site 	2	2	100.00%	1 in 1.0
Gray Lodge	606	190	31.35%	1 in 3.2
Gray Lodge Disabled Site 	2	2	100.00%	1 in 1.0
Grizzly Island	105	105	100.00%	1 in 1.0
Grizzly Island Disabled Site 	0	0	N/A	N/A
Kern	193	12	6.22%	1 in 16.1
Kern Disabled Site 	0	0	N/A	N/A
Kesterson	297	60	20.20%	1 in 5.0
Kesterson Disabled Site 	0	0	N/A	N/A
Little Dry Creek	1,355	36	2.66%	1 in 37.6
Little Dry Creek Disabled Site 	4	4	100.00%	1 in 1.0
Los Banos	509	100	19.65%	1 in 5.1
Los Banos Disabled Site 	0	0	N/A	N/A
Mendota	258	198	76.74%	1 in 1.3
Mendota Disabled Site 	2	2	100.00%	1 in 1.0
Merced	222	18	8.11%	1 in 12.3
Merced Disabled Site 	1	1	100.00%	1 in 1.0
Sacramento	1,372	118	8.60%	1 in 11.6
Sacramento Disabled Site 	4	4	100.00%	1 in 1.0
Salt Slough	246	44	17.89%	1 in 5.6
Salt Slough Disabled Site 	0	0	N/A	N/A
San Jacinto	301	50	16.61%	1 in 6.0
San Jacinto Disabled Site 	0	0	N/A	N/A
San Luis	245	90	36.73%	1 in 2.7
Sutter	293	17	5.80%	1 in 17.2
Sutter Disabled Site 	2	1	50.00%	1 in 2.0
Volta	172	100	58.14%	1 in 1.7
Wister	343	200	58.31%	1 in 1.7
Wister Disabled Site 	0	0	N/A	N/A
Yolo Bypass	690	70	10.14%	1 in 9.9
Yolo Bypass Disabled Site 	0	0	N/A	N/A
<b>Total (Youth Weekend)</b>	<b>10,319</b>	<b>1,657</b>	<b>16.06%</b>	<b>1 in 6.2</b>

## 2021-2022 Waterfowl Reservation Drawing Statistics – Military Only

Area	Application	Reservation	Percent Drawn	Odds
Bear Creek	120	6	5.00%	1 in 20.0
China Island	85	40	47.06%	1 in 2.1
Colusa	802	46	5.74%	1 in 17.4
Colusa Disabled Site 	53	4	7.55%	1 in 13.3
Delevan	828	78	9.42%	1 in 10.6
Delevan Disabled Site 	51	6	11.76%	1 in 8.5
Freitas Boat North	50	30	60.00%	1 in 1.7
Freitas Boat South	39	20	51.28%	1 in 2.0
Gadwall Unit	174	28	16.09%	1 in 6.2
Gadwall Unit Disabled Site 	16	2	12.50%	1 in 8.0
Gray Lodge	483	150	31.06%	1 in 3.2
Gray Lodge Disabled Site 	33	6	18.18%	1 in 5.5
Kern	144	12	8.33%	1 in 12.0
Kern Disabled Site 	5	2	40.00%	1 in 2.5
Kesterson	186	60	32.26%	1 in 3.1
Kesterson Disabled Site 	8	4	50.00%	1 in 2.0
Little Dry Creek	798	36	4.51%	1 in 22.2
Little Dry Creek Disabled Site 	40	6	15.00%	1 in 6.7
Los Banos	308	100	32.47%	1 in 3.1
Los Banos Disabled Site 	6	4	66.67%	1 in 1.5
Mendota	226	200	88.50%	1 in 1.1
Mendota Disabled Site 	12	12	100.00%	1 in 1.0
Merced	122	18	14.75%	1 in 6.8
Merced Disabled Site 	6	1	16.67%	1 in 6.0
Sacramento	839	118	14.06%	1 in 7.1
Sacramento Disabled Site 	46	8	17.39%	1 in 5.8
Salt Slough	132	44	33.33%	1 in 3.0
Salt Slough Disabled Site 	14	2	14.29%	1 in 7.0
San Jacinto	199	50	25.13%	1 in 4.0
San Jacinto Disabled Site 	9	2	22.22%	1 in 4.5
San Luis	164	90	54.88%	1 in 1.8
Sutter	126	34	26.98%	1 in 3.7
Sutter Disabled Site 	4	2	50.00%	1 in 2.0
Volta	170	100	58.82%	1 in 1.7
Wister	326	200	61.35%	1 in 1.6
Wister Disabled Site 	11	8	72.73%	1 in 1.4
Yolo Bypass	556	70	12.59%	1 in 7.9
Yolo Bypass Disabled Site 	30	4	13.33%	1 in 7.5
<b>Total (Military Only)</b>	<b>7,221</b>	<b>1,603</b>	<b>22.20%</b>	<b>1 in 4.5</b>

## 2021-2022 Waterfowl Reservation Drawing Statistics – Season Summary

Hunt	Application	Reservation	Percent Drawn	Odds*
Regular Season	1,223,234	41,628	3.40%	1 in 29.4
Youth Weekend	10,319	1,657	16.06%	1 in 6.2
Military Only	7,221	1,603	22.20%	1 in 4.5
<b>Total</b>	<b>1,240,774</b>	<b>44,888</b>	<b>3.62%</b>	<b>1 in 27.6</b>

\*Odds are for all hunts combined. Reservations for Saturday hunts are generally more difficult to obtain. Reservations for Wednesday and Sunday hunts are generally easier to obtain.