

**California Department of Fish
and Wildlife**

User Guide
for
Electronic Fish Ticket
Submission



2023

Table of Contents

Introduction.....	1
California Code of Regulations, Title 14 §197	4-8
Instructions for Submitting Electronic Fish Tickets	9
Dock Tickets (with example).....	10-11
References	12-27
Definition of Terms.....	12-13
Condition Codes	14
Use Codes.....	15
Gear Code List.....	16-17
Gear Code Definitions.....	18-22
Port Code Lists	23-24
Block Charts	25-27
Fish and Game Code § 8043.....	28
Fish and Game Code § 8043.2.....	29
Fish and Game Code § 8046.....	30
Fish and Game Code § 8046.1.....	31
Fish and Game Code § 8047.....	32-34

Introduction

What is the purpose of the User Guide?

The purpose of the User Guide is to provide resources to enable California fish businesses to submit landing data to the California Department of Fish and Wildlife (CDFW), as required by law. In the event the User Guide is unable to answer all of your questions, you may contact the Marine Fisheries Statistical Unit at ElectronicFishTicket@wildlife.ca.gov or (562) 342-7130.

What resources does the User Guide contain?

This guide contains:

- Language from the California Code of Regulations (Title 14, §197) that describes the submission of landing data through the use of electronic fish tickets.
- Instructions for submitting landing data electronically to CDFW. *Remember that except under a waiver granted by CDFW, paper forms are no longer accepted after July 1, 2019.*
- References, including:
 - An example of a dock ticket, which may be used to record landing information on paper if the fish business is unable to immediately submit information into E-Tix as an electronic fish ticket
 - Definitions of terms used on electronic fish tickets
 - Lists of codes used on electronic fish tickets with definitions/locations, specifically:
 - Condition codes
 - Use codes
 - Gear codes
 - Port codes
 - Block codes (including maps)
- Statutes from Fish and Game Code, including:
 - §8043. Landing Receipt; form and contents
 - §8043.2. Transaction data for fish sold directly to consumer
 - §8046. Receipt copies; disposition and furnishing
 - §8046.1. Groundfish Landing Receipts; Retention Requirements
 - §8047. Commercial Licensee Taking Own Fish; Requirements

What is a landing receipt?

A landing receipt is a paper form provided by CDFW to record the sale or delivery of commercial catch and is valid until June 30, 2019. Landing receipts must be completed at the time of the receipt, purchase or transfer of fish (whichever occurs first) by the fish receiver or a fisherman with a fisherman's retail license.

What is an electronic fish ticket?

An electronic fish ticket must be completed at the time of the receipt, purchase or transfer of fish (whichever occurs first) by the fish receiver or a fisherman with a fisherman's retail license and became required as of July 1, 2019 for all landings. It is a web-based form that is used to record and send landing data to CDFW via the E-Tix system, managed by the Pacific States Marine Fisheries Commission (PSMFC). The web-based form is accessed at <https://etix.psmfc.org>.

The documentation and submission of electronic fish tickets to CDFW is extremely important to obtain accurate data used for a variety of purposes, including resource assessment, monitoring, and management of fisheries.

How do I submit landings data to CDFW?

As of **July 1, 2019**:

- The electronic fish ticket (via E-Tix) became the only allowed method of submitting landing receipt data to CDFW. The electronic fish ticket is a web-based form used in the E-Tix application, managed by the Pacific States Marine Fisheries Commission and is located at <https://etix.psmfc.org>. Fish receivers and fishermen with a fisherman's retail license must use the E-Tix system.
- If a fish business is unable to submit an electronic fish ticket via E-Tix, then a request for a temporary waiver may be submitted to CDFW. See below.

How do I request a temporary waiver?

When there are circumstances beyond the control of the fish receiver, resulting in their inability to submit landing data using E-Tix, a temporary waiver may be requested. The request for a temporary waiver must be submitted in writing to the department's Marine Region, Regional Manager, c/o Marine Fisheries Statistical Unit. The request for a temporary waiver will be reviewed, and if granted, the fish receiver will be allowed to submit on paper, the same data as they would on an electronic fish ticket. A temporary waiver must be submitted, reviewed, and granted by the department, before a fish receiver can submit landing data on paper. The following data must be provided in the request for a temporary waiver, and the department may request other related information before granting or denying a temporary waiver:

- The reason the fish receiver cannot comply with the electronic submission requirements.
- The name of the fish business and fish business ID number.
- The name of the requestor and their position in the company.
- The physical address, phone number, and fax number or email address of the fish business
- How long the temporary waiver is being requested.

Temporary waivers must be submitted in writing one of these ways:

- Mailed to 3030 Old Ranch Parkway, Suite 400, Seal Beach, CA 90740.
- Emailed to ElectronicFishTicket@wildlife.ca.gov.
- Faxed to (562) 342-7137.

**I would like to begin submitting landing data to CDFW electronically using E-Tix.
How do I get started?**

To begin using E-Tix, go to <https://etix.psmfc.org>. You will see a link to request a new account, as well as Help Resources for California businesses. For more information about getting started with electronic fish ticket submission, see page 9 of this User Guide.

What do I do if I still have questions?

In the event the User Guide is unable to answer all of your questions, you may contact the Marine Fisheries Statistical Unit at ElectronicFishTicket@wildlife.ca.gov or (562) 342-7130. You may also visit the [Procedures and Resources for Commercial Landings](#) page on our website located at <https://www.wildlife.ca.gov/Fishing/Commercial/Landing-Resources>.

To answer questions specifically about the E-Tix application, please contact PSMFC using the Help Resources provided on the E-Tix website (<https://etix.psmfc.org>).

California Code of Regulations

Title 14, § 197. Commercial Fisheries Landing Requirements.

(a) Definitions. The following definitions apply to this section:

- (1) "Commercial fisherman" has the same meaning as found in Fish and Game Code Section 8040.
- (2) "Dock ticket" means written documentation that is legible and in English, for landing data as described in subsection (e)(3) of these regulations, and is used when submission of the electronic fish ticket cannot be performed immediately upon landing.
- (3) "Electronic fish ticket" means a web-based form that is used to send landing data pursuant to Fish and Game Code Section 8043 to the department via the Pacific States Marine Fisheries Commission. The web-based form is accessed at <https://etix.psmfc.org>.
- (4) "Fish business" has the same meaning as found in Fish and Game Code Section 8032.
- (5) "Fish receiver" has the same meaning as found in Fish and Game Code Section 8033.
- (6) "Fish transportation receipt" means a paper form provided by the department for recording commercial catch that is transported from the point of first landing to a fish receiver.
- (7) "Functional" means that the software and hardware requirements are met and submission to Pacific States Marine Fisheries Commission can be executed effectively by the equipment.
- (8) "Land" or "Landing" means to begin transfer of fish, offloading fish, or to offload fish from any vessel. Once transfer of fish begins, all fish aboard the vessel are counted as part of the landing.
- (9) "Landing receipt" means a paper form provided by the department for recording the sale or delivery of commercial catch.
- (10) "Record" means the action of documenting electronic fish ticket information on a dock ticket.
- (11) "Submit" means to transmit via a web-based form final electronic fish ticket information.

(b) Landing receipts; form and contents. The department prepares and issues upon request landing receipt forms.

- (1) Landing receipts shall be completed at the time of the receipt, purchase, or transfer of fish, whichever occurs first and shall include the following information:
 - (A) Accurate weight of the species;
 - (B) Common name of the fish species received;
 - (C) Date of the receipt;
 - (D) Department origin block number where the fish were caught;
 - (E) Department registration number of the vessel and name of the vessel;
 - (F) Name of the fish business and fish business license identification number;
 - (G) Name of the fisherman and the fisherman's commercial fishing license identification number;
 - (H) Number of individual fish, as applicable;

- (I) Price paid; and
- (J) Type of gear used.
- (2) Additional information the department requires includes:
 - (A) Port of landing;
 - (B) Condition of the fish, as applicable;
 - (C) Use of the fish, as applicable;
 - (D) Fishery permit number, as applicable;
 - (E) Note pad area that may be used by the fish receiver at their discretion; and
 - (F) Signatures of the fisherman and the fish receiver.

(c) Fish transportation receipts; form and contents. The department prepares and issues on request fish transportation receipt forms.

- (1) A commercial fisherman or his designee shall fill out a fish transportation receipt to transport fish to a licensed fish receiver, unless he is licensed as a fish receiver or acting under the authority of a fisherman's retail license.
- (2) Fish transportation receipts shall be completed at the time of the receipt, purchase, or transfer of fish, whichever occurs first, and shall contain the following information:
 - (A) Accurate weight of the species;
 - (B) Common name of the fish species received;
 - (C) Date of the receipt;
 - (D) Department origin block number where the fish were caught;
 - (E) Department registration number of the vessel and name of the vessel;
 - (F) Name of the fish business and fish business license identification number;
 - (G) Name of the fisherman and the fisherman's commercial fishing license identification number;
 - (H) Port of landing.
 - (I) Name of the person transporting the fish;
 - (J) Corresponding landing receipt number or electronic fish ticket number issued by the fish business to the commercial fisherman; and
 - (K) Signature of the fisherman authorizing transportation.
- (3) To use a fish transportation receipt as a dock ticket, the following information shall be added to the information contained in subsection (c)(2):
 - (A) Fishery permit number, as applicable; and
 - (B) Signature of the fish receiver.

(d) Landing receipts and fish transportation receipts.

- (1) All numbered landing receipts and fish transportation receipts shall be completed sequentially.
- (2) Any voided landing receipt or fish transportation receipt shall have the word "VOID" written across the face of the receipt and shall be submitted to the department with all other completed landing receipts.
- (3) A fisherman or fish receiver who is no longer conducting business shall return all

unused landing receipts or fish transportation receipts and receipt books to the department immediately upon terminating the business.

(4) The delivery, distribution and retention of copies of landing receipts is described in Fish and Game Code Sections 8046 and 8046.1.

(5) The delivery, distribution and retention of fish transportation receipts is described in Fish and Game Code Section 8047.

(e) Electronic fish tickets; implementation and required information.

(1) Beginning on July 1, 2018 any fish receiver or fisherman with a fisherman's retail license shall record the landing information as provided herein using either a paper landing receipt or an electronic fish ticket, but not both.

(2) Beginning on July 1, 2019 electronic fish tickets shall be the sole method of submitting the information as provided herein.

(3) Electronic fish tickets or dock tickets shall be completed at the time of the receipt, purchase, or transfer of fish, whichever occurs first, and shall contain the following information:

(A) Accurate weight of the species;

(B) Common name of the fish species received;

(C) Date of the receipt;

(D) Department origin block number where the fish were caught;

(E) Department registration number of the vessel and name of the vessel;

(F) Name of the fish business and fish business license identification number;

(G) Name of the fisherman and the fisherman's commercial fishing license identification number;

(H) Number of individual fish, as applicable;

(I) Price paid;

(J) Type of gear used;

(K) Port of landing;

(L) Condition of the fish, as applicable;

(M) Use of the fish, as applicable;

(N) Fishery permit number, as applicable;

(O) Note pad area that may be used by the fish receiver at their discretion; and

(P) Signatures of the fisherman and the fish receiver; and

(Q) Transportation receipt number, as applicable.

(4) To complete and submit an electronic fish ticket a fish receiver shall meet the following hardware and software requirements:

(A) A personal computer system, tablet, mobile device, or other device that has software (e.g. web browser) capable of submitting information over the Internet, such that submission to the department via the Pacific States Marine Fisheries Commission can be executed effectively; and

(B) A printer capable of printing copies of the electronic fish tickets submitted via a personal computer system, tablet, or mobile device.

(5) The fish receiver is responsible for:

- (A) Maintaining Internet access sufficient to access the web-based interface and submit completed electronic fish tickets; and
- (B) Insuring that all hardware and software required under this subsection are fully operational and functional whenever they receive, purchase, or transfer fish species for which an electronic fish ticket is required.
- (C) In the event of an internet outage or failure of the device it is the responsibility of the fish receiver to record the landing on a dock ticket pursuant to subsection (f)(3) of these regulations. The electronic fish ticket shall be submitted pursuant to Fish and Game Code Section 8046, except as provided in subsection (g).

(f) Electronic fish tickets; reporting and submission requirements.

- (1) At the time of the landing the fish receiver shall either immediately complete an electronic fish ticket or record on a dock ticket the information that will be used to complete the electronic fish ticket for submission pursuant to Fish and Game Code Section 8046.
- (2) If the landing information is entered on an electronic fish ticket the following is required prior to submittal:
 - (A) The information shall be reviewed by the commercial fisherman or the person who transported the fish;
 - (B) After review, the fish receiver and the commercial fisherman or the person who transported the fish shall sign a printed hard copy of the electronic fish ticket documenting that both have verified the accuracy of the information contained therein; and
 - (C) The fish receiver shall keep the original paper hard copy and provide a copy to the commercial fisherman.
- (3) If the landing information is recorded on a dock ticket for later submission as an electronic fish ticket, the following is required:
 - (A) The electronic fish ticket number, which can be generated remotely via any device with a web browser and internet connection prior to the landing;
 - (B) The information shall be reviewed by the commercial fisherman or the person who transported the fish;
 - (C) After review, the fish receiver and the commercial fisherman or the person who transported the fish shall sign the dock ticket documenting that both have verified the accuracy of the information contained therein; and
 - (D) The fish receiver shall keep the original paper hard copy and provide a copy to the commercial fisherman.
 - (E) The electronic fish ticket shall be submitted pursuant to Fish and Game Code Section 8046.

(g) Electronic fish tickets; waiver of submission requirements.

- (1) Under a temporary waiver granted by the department, a fish receiver may submit electronic fish ticket information on paper when there are circumstances beyond the control of the fish receiver resulting in their inability to submit landing data using the electronic fish ticket system.
- (2) A request for a waiver has been submitted in writing to the department's Marine Region, Regional Manager, c/o Marine Fisheries Statistical Unit, 4665 Lampson Avenue,

Suite C, Los Alamitos, CA 90720, or via facsimile at 562-342-7137, or via email at ElectronicFishTicket@wildlife.ca.gov. The waiver shall include:

- (A) Reason the fish receiver cannot comply with the electronic submission requirements,
 - (B) The name of the person making the request and their position within the company,
 - (C) The name of the fish business and fish business identification number,
 - (D) The physical address, phone number, and facsimile number or email address, as applicable, of the fish receiver, and
 - (E) The proposed time period for the waiver to be in effect.
- (3) The department may request other related information prior to granting or denying the waiver.
- (4) The waiver may include conditions such as the time period for submitting paper receipts, or any other criteria the department deems necessary.
- (5) The fish receiver shall immediately make available a copy of the waiver approved by the department for inspection by the department when conducting business under the terms of the waiver.
- (6) Fish receivers that have been granted a temporary waiver from the requirement to submit electronic fish tickets shall submit on paper the same data as is required on electronic fish tickets, pursuant to subsection (e)(3) of these regulations, pursuant to Fish and Game Code Section 8046, during the period that the waiver is in effect. Paper fish tickets shall be sent to the department according to the instructions provided in the waiver.

(h) Retention of electronic fish tickets and dock tickets.

- (1) The commercial fisherman and the fish receiver shall keep a copy of the electronic fish ticket and dock ticket, as applicable for a period of four years and shall make them available for inspection at any time by the department.

(i) Electronic fish ticket revisions.

- (1) Electronic fish tickets shall be used for the submission of final data.
- (2) In the event that a data error is found, electronic fish ticket submissions shall be revised by resubmitting the revised form electronically.

Note: Authority cited: Sections 1050(b), 8046, 8046.1 and 8047, Fish and Game Code.

Reference: Sections 8031, 8032, 8033, 8033.1, 8034, 8035, 8040, 8043, 8045 and

8047, Fish and Game Code; and Title 50, Sections 660.113, 660.213 and 660.313, Code of Federal Regulations.

Instructions for Submitting Electronic Fish Tickets

Beginning **July 1, 2019**, any fish receiver or fisherman with a fisherman's retail license must record landing data using an electronic fish ticket. The electronic fish ticket is a web-based form submitted through the "E-Tix" application, managed by the Pacific States Marine Fisheries Commission (PSMFC) and located at <https://etix.psmfc.org>. A fish ticket must be submitted within 3 (three) business days of the landing via the E-Tix program. Please note that Pacific bluefin tuna, sablefish and groundfish trawl landings must be submitted via E-Tix within 24 hours.

As of **July 1, 2019**, if a fish business is unable to complete and submit landings data via E-Tix, then a waiver may be granted by CDFW. A waiver may only be granted when there are circumstances beyond the control of the fish receiver resulting in their inability to submit landing data using the electronic fish ticket system.

To begin using E-Tix, go to <https://etix.psmfc.org>. You will see a link to request a new account, as well as Help resources for California businesses.



Dock Tickets

A **dock ticket** is used by a fish business when the electronic fish ticket cannot be submitted immediately. A dock ticket must be reviewed and signed by both the fisherman and the fish business. The fish business must give the commercial fisherman a paper copy of the signed dock ticket at the completion of the landing. Fish businesses do not submit dock tickets to CDFW. The dock ticket must be retained by the fish business and commercial fisherman as specified in Fish and Game Code section 8046, 8046.1, and 8047.

The dock ticket on page 10 is not an official CDFW form, but is an example of the information required for electronic reporting. Fish businesses can make copies of this dock ticket or create their own. E-Tix has an option to print out a dock ticket that includes the electronic fish ticket number on it. CDFW will not be providing dock ticket books. An example of a completed dock ticket is on page 11.

In the event this User Guide is unable to answer all of your questions, you may contact the CDFW Marine Fisheries Statistical Unit at ElectronicFishTicket@wildlife.ca.gov or (562) 342- 7130. To answer questions specifically about the E-Tix application, please contact PSMFC using the Help Resources provided on the E-Tix website (<https://etix.psmfc.org>).

DOCK TICKET (For recording landing data prior to electronic submission using E-Tix)

PERMIT # _____		MONTH /DAY/YEAR _____		Electronic Fish Ticket Number _____
FISHERMAN LAST NAME _____	F.I. _____	ID NUMBER _____	PORT OF FIRST LANDING _____	LOCATION WHERE FISH WERE CAUGHT _____
VEHICLE NAME _____	VEHICLE ID _____	FISH BUSINESS NAME _____	FISH BUSINESS ID _____	

FISH NAME	POUNDS	PRICE	TOTAL AMOUNT	CONDITION	GEAR	USE
1) _____	_____	\$ _____	_____	_____	_____	_____
2) _____	_____	\$ _____	_____	_____	_____	_____
3) _____	_____	\$ _____	_____	_____	_____	_____
4) _____	_____	\$ _____	_____	_____	_____	_____
5) _____	_____	\$ _____	_____	_____	_____	_____
6) _____	_____	\$ _____	_____	_____	_____	_____
7) _____	_____	\$ _____	_____	_____	_____	_____
8) _____	_____	\$ _____	_____	_____	_____	_____
9) _____	_____	\$ _____	_____	_____	_____	_____
10) _____	_____	\$ _____	_____	_____	_____	_____
11) _____	_____	\$ _____	_____	_____	_____	_____
12) _____	_____	\$ _____	_____	_____	_____	_____
13) _____	_____	\$ _____	_____	_____	_____	_____
14) _____	_____	\$ _____	_____	_____	_____	_____
15) _____	_____	\$ _____	_____	_____	_____	_____

Total Pounds _____

\$ _____

Number of Fish (if applicable) _____

Transportation Receipt Number _____

NOTE PAD

FISHERMAN/PERMITTEE _____

RECEIVED BY _____

REV. (04/22/18)

DOCK TICKET (For recording landing data prior to electronic submission using E-Tix)

PERMIT # <u>See below</u>		MONTH/DAY/YEAR <u>06/28/2018</u>		Electronic Fish Ticket Number <u>123456E</u>
FISHERMAN LAST NAME <u>Smith</u>	F.I. <u>J</u>	ID NUMBER <u>L98765</u>	PORT OF FIRST LANDING <u>220</u>	LOCATION WHERE FISH WERE CAUGHT <u>240</u>
VESSEL NAME <u>Wild</u>	VESSEL ID <u>99999</u>	FISH BUSINESS NAME <u>Lots of Fish</u>		FISH BUSINESS ID <u>24680</u>

	FISH NAME	POUNDS	PRICE	TOTAL AMOUNT	CONDITION	GEAR	USE
1)	<u>Dover Sole</u>	<u>20.0</u>	<u>\$ 0.25</u>	<u>\$5.00</u>		<u>05</u>	
2)	<u>Sablefish</u>	<u>1,500.00</u>	<u>\$ 2.00</u>	<u>\$3000-</u>	<u>02</u>	<u>05</u>	
3)	<u>SS thorny head</u>	<u>150.0</u>	<u>\$ 1.00</u>	<u>\$150-</u>		<u>05</u>	
4)	<u>Blackgill rfish</u>	<u>10.0</u>	<u>\$ 1.50</u>	<u>\$15.00</u>		<u>05</u>	
5)			\$				
6)			\$				
7)			\$				
8)			\$				
9)			\$				
10)			\$				
11)			\$				
12)			\$				
13)			\$				
14)			\$				
15)			\$				

Total Pounds <u>1,680</u>	\$ <u>3170</u>
------------------------------	----------------

Number of Fish (if applicable)

Transportation Receipt Number _____

NOTE PAD <u>Sablefish</u> <u>GF6543 - 500 lbs</u> <u>GF8211 - 350 lbs</u> <u>GF2349 - 650 lbs</u>

FISHERMAN/PERMITTEE for Smith

RECEIVED BY Stu Rudy

REFERENCES

FISH TICKET - DEFINITION OF TERMS

FIELD NAME (in E-Tix)	DEFINITION
PERMIT # (State Permit)	Reference to the permit number issued to participants in the limited-entry groundfish, and herring fisheries.
DATE (Landing Date)	The month, day, and year, the fish were received/purchased or transferred from the fisherman – whichever date occurs first.
SERIAL NUMBER (Fish Ticket)	The pre-printed alpha prefix and six-digit number on each landing receipt. <i>Note: This applies only to paper landing receipts, which will no longer be used as of 7/1/2019.</i>
FISHERMAN LAST NAME	The last name of the fisherman who took and landed the catch.
F.I.	The fisherman's first name initial.
ID NUMBER	The number assigned by CDFW to the fisherman. This number consists of an "L" and five numbers.
PORT OF FIRST LANDING	The port where the fish were first landed. (Not the location where the fish were processed).
LOCATION WHERE FISH WERE CAUGHT (Fishing Block)	The three-digit block number where the majority of the fish were caught.
VESSEL NAME	The name of the vessel that took and landed the catch.
VESSEL ID	The registration number assigned by CDFW to a particular vessel.
FISH BUSINESS NAME (Dealer Name)	The name of the fish business that received the fish and filled out and submitted the landing receipt.
FISH BUSINESS ID (Dealer ID)	The number assigned by CDFW to the owner of the fish business.
FISH NAME (Fish Code Description)	The common name for the specific species landed, or the group reporting as required by both State and Federal regulations.
POUNDS (Gross Lbs)	The accurate weight (in pounds) landed for each species reported.

FISH TICKET - DEFINITION OF TERMS

(continued)

FIELD NAME (in E-Tix)	DEFINITION
PRICE (Price per Lb)	The price per pound the fish business pays the fisherman for the catch.
TOTAL AMOUNT	The total dollar amount for the catch (by line – pounds multiplied by price per pound).
# OF FISH	The number of fish (each) landed. This applies to salmon and lobster landings.
CONDITION	The condition of the species when sold or received.
GRADE	The size or depth of the species landed.
USE	The use of the species when sold or received.
GEAR	This column is used only when more than one gear type is used. Only those species caught with a secondary gear are coded.
PRIMARY GEAR USED	The gear used to catch the majority of the species landed.
FISH CODES	The numeric species codes designated by CDFW to identify species (to be completed by CDFW biologists only).
FISHERMAN/ PERMITTEE	The signature of the fisherman/permittee who took the catch. <i>Note: This applies only to paper landing receipts, which will no longer be used as of 7/1/2019.</i>
RECEIVED BY	The signature of the person receiving the catch (fish business or their designee). <i>Note: This applies only to paper landing receipts, which will no longer be used as of 7/1/2019.</i>
NOTE PAD	An area where the fish business can make notes for their own use.

CONDITION CODES AND DEFINITIONS

CODE	DEFINITION
2	Dressed Head Off Fish (e.g. California halibut, sablefish, and frozen salmon: head and guts removed.
3	Head and Tail Off Fish (e.g. thresher, bonito, angel sharks, and swordfish: head, tail, guts, fins removed.
5	Dressed Head On Fish (e.g. California halibut, salmon: guts removed with head and tail on. For some fish, gills may not be removed.
6	Live Fish or Invertebrates (e.g. sheephead, rockfishes, other fishes, spot prawn: landed in a live condition.
7	Sea Cucumber Whole Sea cucumber landed in a whole or uncut state.
8	Sea Cucumber Cut Sea cucumber landed in a cut, slit or eviscerated state.

It is NOT necessary to use a Condition Code if the fish is landed
in a round (fresh) condition.

USE CODES AND DEFINITIONS

CODE	DEFINITION
1	Human Food (canned)
2	Bait This is usually dead, most probably frozen; however, this use may also be applicable to those animals caught for freshwater fishing bait.
3	Human Food (not canned) This can mean fresh or frozen.
4	Seized Load of Fish Seized load of fish – used by Enforcement only.
5	Personal Consumption Species taken for personal consumption.
6	Reduction This is fish meal or fertilizer.
7	Research Species used for research purposes only.
8	Animal Food This can be either fresh, canned, dried, or frozen.
9	Curio Species used for decorative purposes.
10	Seized Landing Receipt Seized landing receipt – used by Enforcement only.
11	Unmarketable Fish Unmarketable fish that have no commercial value.

If no use is indicated on the landing receipt, the Use Code will default to Human Food (not canned).

GEAR CODE LIST

CODE	GEAR TYPE
1	Hook and Line (H&L)
3	Vertical Hook & Line (Portuguese Longline)
4	Mooching (Salmon)
5	Set Longline
6	Jig/Bait (Albacore)
7	Troll (Albacore)
8	Troll (Groundfish or Other Fish)
9	Troll (Salmon)
12	Harpoon/Spear
18	Diving
21	Fish Trap
22	Prawn Trap
27	Crab or Lobster Trap
35	Danish/Scottish Seine
37	Bucket Trap
38	Barrel Trap
40	Brail/Dip Net/A-Frame
47	Selective Flatfish Trawl, Small Footrope
48	Small Footrope Trawl
49	Large Footrope Trawl
53	Pair Trawl
54	Midwater Trawl
55	Beam Trawl
56	Bottom Trawl
58	Single-rigged Trawl
59	Double-rigged Trawl

GEAR CODE LIST

CODE	GEAR TYPE
63	Lg Mesh DGN
64	Sm Mesh DGN
67	Lg Mesh Set GN
68	Sm Mesh Set GN
69	Herring GN
71	Purse Seine
73	Drum Seine
74	Lampara Net
78	Beach Seine
81	Pelagic Shallow-Set Longline
82	Pelagic Deep-Set Longline
83	Standard Buoy Gear, Deep-Set
84	Linked Buoy Gear, Deep-Set
90	Hand Take
91	Hand Pump
95	Raft/Lines (Herring Eggs on Kelp)
99	Other

GEAR CODES AND DEFINITIONS

CODE	DEFINITION
1	Hook & Line One or more hooks (or lures) attached to one or more handheld lines, poles, or rods and reels.
3	Vertical Hook & Line/Portuguese Longline A fishing line which is anchored to the bottom and attached at the surface of a vessel or a buoy allowing one to fish vertically.
4	Mooching (Salmon) A line(s) with one or more hooks (or lures) fished from a vessel which is NOT underway. The vessel and line drift with the tide and currents to encounter schools of fish.
5	Set Longline (Groundfish) A fishing line with many hooks that is anchored to the bottom on each end and is not free to drift with the tide or current. (Legal within EEZ).
6	Jig/Bait (Albacore) A pole or rod and reel used with live-bait or artificial bait.
7	Troll (Albacore) A line(s) with one or more hooks (or lures) towed behind a vessel underway and making way.
8	Troll (Groundfish or other fish) A line(s) with one or more hooks (or lures) towed by a vessel underway and making way.
9	Troll (Salmon) A line(s) with one or more hooks (or lures) towed by a vessel underway and making way.
12	Harpoon/Spear A sharp pointed or barbed instrument attached to or used on a shaft.
18	Diving Any underwater harvesting of fishes or invertebrates by a diver.
21	Fish Trap A portable, enclosed device, constructed to attract and impound fishes. It may have one or more openings and one or more lines attached to surface buoys.
22	Prawn Trap A portable, enclosed device constructed to attract and impound shrimp (spot, ridgeback, and golden prawn). It may have one or more openings and one or more lines attached to surface buoys.

CODE	DEFINITION
27	Crab or Lobster Trap A portable, enclosed device constructed to attract and impound invertebrates. It may have one or more openings and one or more lines attached to surface buoys.
35	Danish/Scottish Seine A cone-shaped net with long warps. The warps are hauled-in, herding the fish toward the cone-end of the net.
37	Bucket Trap A bucket of five gallons or less in capacity.
38	Barrel Trap A barrel shaped trap no more than 45 inches in length and 25 inches in diameter.
40	Brail/Dip Net/A-Frame Any net attached to a rigid frame operated by hand to scoop fish or invertebrates.
47	Selective Flatfish Trawl, Small Footrope Modified small footrope trawl gear. Must be a two-seamed net and its breastline cannot be longer than 3 ft (0.92 m) in length. There may be no floats along the center third of the headrope and the headrope must be at least 30 percent longer in length than the footrope. May not have a footrope that is longer than 105 ft (32.26m) in length.
48	Small Footrope Trawl Footropes of 8" or less in diameter (includes rollers, bobbins, or other material encircling or tied along the length of the footrope). Also, chafing gear may only be used on the last 50 meshes of a small footrope trawl, running the length of the net from the terminal (closed) end of the codend.
49	Large Footrope Trawl Footropes greater than 8" in diameter (includes rollers, bobbins, or other material encircling or tied along the length of the footrope).
53	Pair Trawl A funnel or cone-shaped net towed or drawn through the water by two fishing vessels on parallel courses.
54	Midwater Trawl A funnel or cone-shaped net towed through the water by a fishing vessel. The otter boards (doors) may be in contact with the seabed, but the footrope of the net always remains above the seabed.
55	Beam Trawl A funnel or cone-shaped net towed through the water by a fishing vessel. A rigid horizontal pole or beam is attached to the mouth of the net to keep the mouth of the net open.

CODE	DEFINITION
56	Bottom Trawl A funnel or cone-shaped net towed through the water by a fishing vessel. The otter boards (doors) or footrope of the net are in contact with the seabed.
58	Single-rigged Trawl A single, complete, cone-shaped net, towed through the water by a fishing vessel to capture shrimp.
59	Double-rigged Trawl Two, complete, cone-shaped nets, towed through the water by a fishing vessel to capture shrimp.
63	Large Mesh Drift Gill Net A rectangular strip of webbing that is hung flat between a buoyed float line and weighted leadline. It is suspended vertically in the water column and allowed to drift with the tide or current with or without a fishing vessel. Mesh size ≥ 14 inches.
64	Small Mesh Drift Gill Net A rectangular strip of webbing that is hung flat between a buoyed float line and weighted leadline. It is suspended vertically in the water column and allowed to drift with the tide or current with or without a fishing vessel. Mesh size 3.5 – 13.9 inches.
67	Large Mesh Set Gill Net A rectangular strip of webbing that is hung flat between a float line and weighted leadline. It is suspended vertically in the water column and anchored on both ends of the net to the ocean floor. Mesh size ≥ 8 inches.
68	Small Mesh Set Gill Net A rectangular strip of webbing that is hung flat between a float line and weighted leadline. It is suspended vertically in the water column and anchored on both ends of the net to the ocean floor. Mesh size 3.5 – 7.9.
69	Herring Gill Net A rectangular strip of webbing that is hung flat between a float line and weighted leadline. It is suspended vertically in the water column and anchored on both ends of the net to the ocean floor. Mesh size 2-2.5 inches.
71	Purse Seine A rectangular net constructed with uniform mesh sizes, without a prominent bunt (bag), and fitted with floats. It is laid out by the fishing vessel in a circle and closed on the bottom by pulling a purse line (draw string) threaded through rings along the leadline.

CODE	DEFINITION
73	Drum Seine A purse seine net is deployed and retrieved with the aid of a mechanized drum (reel) mounted on the stern of the vessel.
74	Lampara Net A rectangular net constructed with graduated mesh sizes, a definite bunt (bag), and fitted with floats. It is laid out by the fishing vessel in a circle and closed at least partially on the bottom by pulling the leadline in advance of the float line.
78	Beach Seine A net with weights on the bottom edge and floats on the top edge used vertically to enclose fish when its ends are drawn ashore.
81	Pelagic Shallow-set Longline (For use in International Waters or Experimental Fisheries Only) (Currently not legal gear within California's waters, but allowed from vessels fishing outside the EEZ, with proper permits and declaration). A mainline with less than 15 branchlines between any two surface floats; branchlines have a terminal hook. Gear drifts in the ocean and typically fishes from the surface to 60 m deep.
82	Pelagic Deep-set Longline (For use in International Waters or Experimental Fisheries Only) (Currently not legal gear within California's waters, but allowed from vessels fishing outside the EEZ, with proper permits and declaration). A mainline with a minimum of 15 branchlines between any two surface floats (except basket-style longline gear, which may have as few as 10 branch lines between any two floats); branchlines have a terminal hook, Gear drifts in the ocean and typically fishes from the surface to 250 m deep.
83	Standard Buoy Gear, Deep-Set An actively-tended, free-floating vertical gear configuration consisting of a weighted vertical mainline and non-compressible floats. Each piece of gear contains no more than 3 hooks attached to the vertical mainline at a minimum depth of 90m.
84	Linked Buoy Gear, Deep-Set An actively-tended, free-floating gear configuration where a single piece is comprised of two weighted vertical downlines, each with a non-compressible float. The downlines are connected by a horizontal deep line set at a minimum depth of 90m to which no more than 3 hooks are attached. Each piece is linked together by means of a serviceable near-surface line.
90	Hand Take Process of gathering invertebrates or fish from the shoreline by hand or by a hand-held device such as a spade or knife.

CODE	DEFINITION
91	Hand Pump A self-contained, hand-held, hand-operated suction device used to remove and capture Callinassid ghost shrimp.
95	Raft/Lines (Herring Eggs on Kelp) Floating rafts and/or lines with giant kelp (<i>Macrocystis pyrifera</i>) suspended (open pond method).
99	Other Use of a gear that does not fit any other gear description.

PORT CODE LISTS

NORTHERN CALIFORNIA PORT CODES

Bodega Bay Area

Code	Port Name	County
487	Bolinas	Marin
441	Dillon Beach	Marin
437	Drakes Bay	Marin
474	Inverness	Marin
488	Marconi Cove	Marin
462	Marshall	Marin
476	Point Reyes	Marin
477	Tomaes Bay	Marin
473	Bodega Bay	Sonoma
424	Timber Cove	Sonoma

Eureka Area

Code	Port Name	County
201	Crescent City	Del Norte
210	Klamath	Del Norte
212	Arcata Bay	Humboldt
220	Eureka	Humboldt
217	Fields Landing	Humboldt
219	Humboldt Bay	Humboldt
246	King Salmon	Humboldt
204	Orick	Humboldt
215	Shelter Cove	Humboldt
231	Trinidad	Humboldt

Fort Bragg Area

Code	Port Name	County
211	Albion	Mendocino
427	Anchor Bay	Mendocino
222	Elk	Mendocino
223	Fort Bragg	Mendocino
227	Little River	Mendocino
213	Point Arena	Mendocino
233	Westport	Mendocino

Monterey Area

Code	Port Name	County
515	Big Creek	Monterey
516	Mill Creek	Monterey
550	Monterey	Monterey
592	Moss Landing	Monterey
517	Willow Creek	Monterey
593	Santa Cruz	Santa Cruz

Sacramento Delta Area

Code	Port Name	County
324	Bethel Island	Contra Costa
345	Pittsburg	Contra Costa
343	Courtland	Sacramento
322	Freeport	Sacramento
346	Locke	Sacramento
330	Sacramento	Sacramento
352	Stockton	San Joaquin
252	Cottonwood	Shasta
351	Rio Vista	Solano
363	Clarksburg	Yolo
366	Knights Landing	Yolo

San Francisco Area

Code	Port Name	County
471	Alameda	Alameda
472	Berkeley	Alameda
425	Emeryville	Alameda
401	Fremont	Alameda
417	Newark	Alameda
464	Oakland	Alameda
430	San Leandro	Alameda
357	Crockett	Contra Costa
348	Martinez	Contra Costa
450	Pinole	Contra Costa
478	Richmond	Contra Costa
451	Rodeo	Contra Costa
455	China Camp	Marin
468	San Rafael	Marin
469	Sausalito	Marin
440	San Francisco	San Francisco
470	So. San Francisco	San Francisco
409	Foster City	San Mateo
439	Pacifica	San Mateo
452	Princeton/Halfmoon	San Mateo
442	Redwood City	San Mateo
449	Alviso	Santa Clara
341	Benicia	Solano
412	Glen Cove	Solano
453	Vallejo	Solano
459	Petaluma	Sonoma

SOUTHERN CALIFORNIA PORT CODES

Inland Waters

Code	Port Name	County
652	Lake Isabella	Kern
391	Mono	Mono

San Diego Area

Code	Port Name	County
889	Chula Vista	San Diego
884	Coronado	San Diego
868	Imperial Beach	San Diego
888	La Jolla	San Diego
869	Mission Bay	San Diego
882	National City	San Diego
883	Oceanside	San Diego
881	Point Loma	San Diego
880	San Diego	San Diego
870	San Ysidro	San Diego

Los Angeles Area

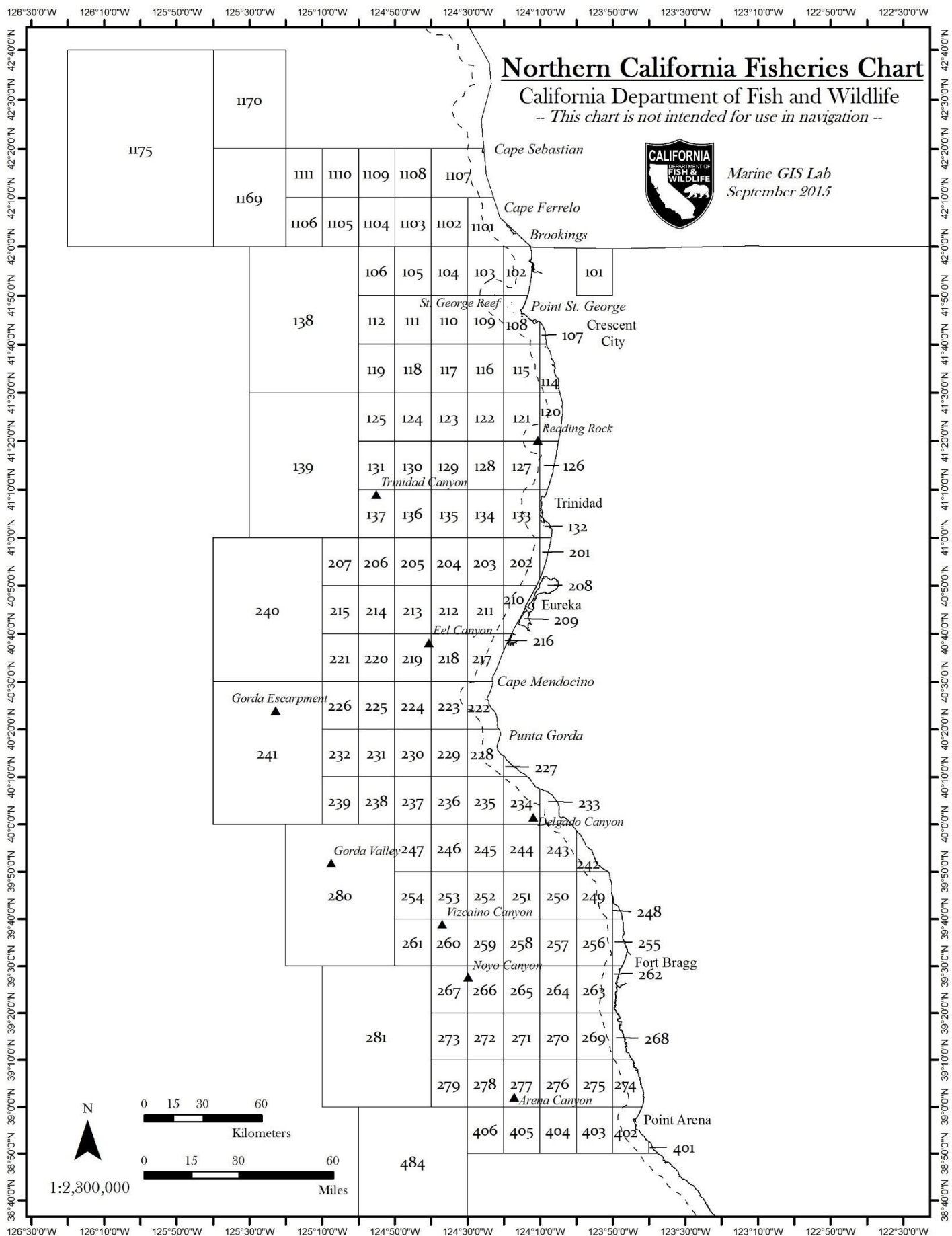
Code	Port Name	County
741	Avalon	Los Angeles
733	Catalina Island	Los Angeles
756	Hermosa Beach	Los Angeles
743	Long Beach	Los Angeles
744	Los Angeles	Los Angeles
729	Malibu	Los Angeles
776	Marina Del Rey	Los Angeles
742	Redondo Beach	Los Angeles
770	San Pedro	Los Angeles
747	Santa Monica	Los Angeles
745	Terminal Island	Los Angeles
746	Wilmington	Los Angeles
764	Balboa	Orange
767	Dana Point	Orange
768	Huntington Beach	Orange
748	Newport Beach	Orange
760	Seal Beach	Orange

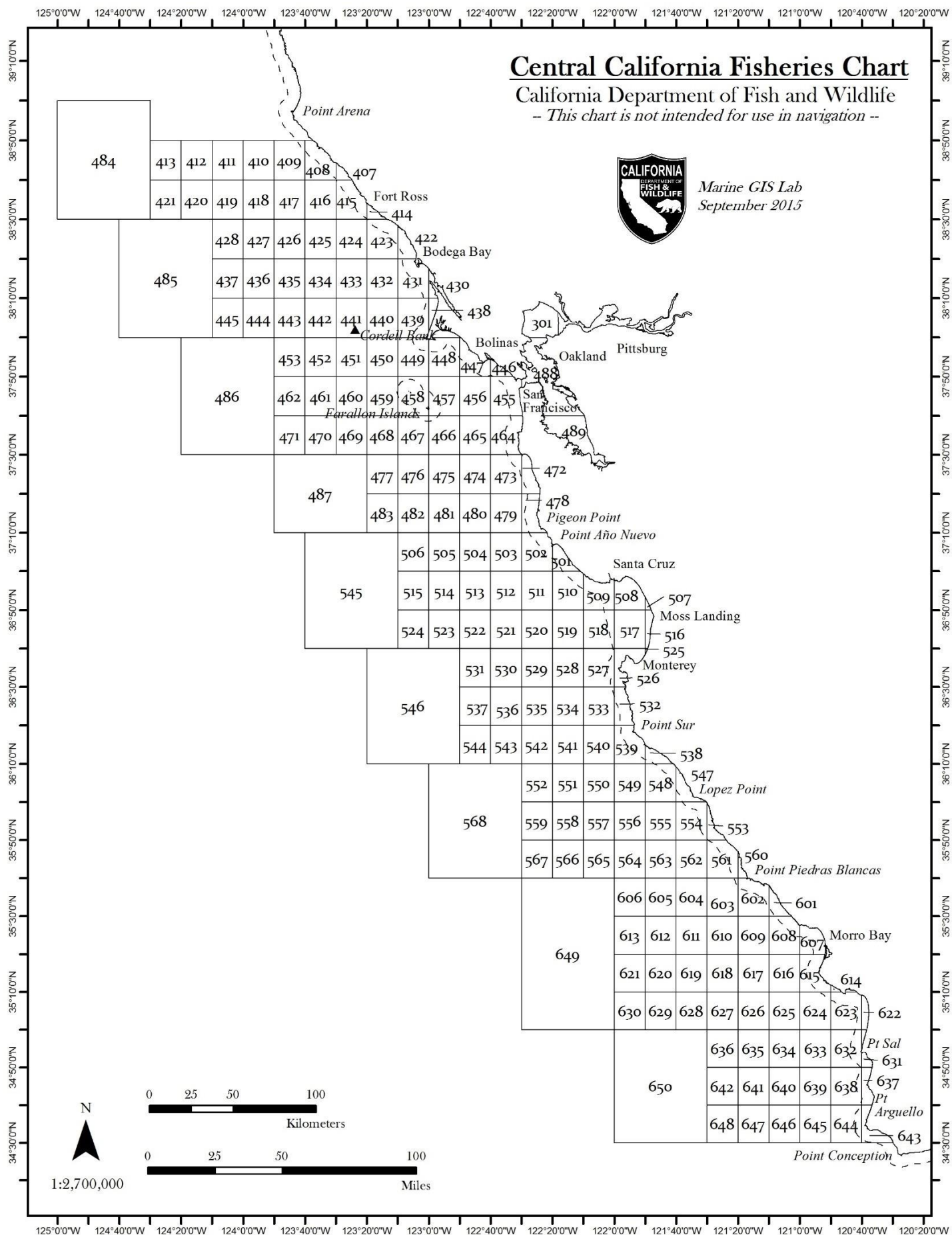
Santa Barbara Area


Code	Port Name	County
635	Carpenteria	Santa Barbara
604	Gaviota Beach	Santa Barbara
614	Goleta Beach	Santa Barbara
618	Guadalupe Beach	Santa Barbara
611	Santa Barbara	Santa Barbara
621	Surf Beach	Santa Barbara
608	Oxnard / Channel Islands Harbor	Ventura
605	Port Hueneme	Ventura
613	Ventura	Ventura

Morro Bay Area

Code	Port Name	County
602	Avila/Pt. San Luis	San Luis Obispo
606	Morro Bay	San Luis Obispo
615	San Simeon	San Luis Obispo







§8043. Landing Receipts – Commercial Fisherman or Receiver; Information Required

(a) Every commercial fisherman who sells or delivers fish that he or she has taken to any person who is not licensed under Article 7 (commencing with Section 8030), and every person who is required to be licensed under Article 7 (commencing with Section 8030) to conduct the activities of a fish receiver, as described in Section 8033, shall make a legible landing receipt record on a form to be furnished by the department. The landing receipt shall be completed at the time of the receipt, purchase, or transfer of fish, whichever occurs first.

(b) The landing receipt shall show all of the following:

(1) The accurate weight of the species of fish received, as designated pursuant to Section 8045. Sablefish may be reported in dressed weight, and if so reported, shall have the round weights computed, for purposes of management quotas, by multiplying 1.6 times the reported dressed weight.

(2) The name of the fisherman and the fisherman's identification number.

(3) The department registration number of the boat.

(4) The recipient's name and identification number, if applicable.

(5) The date of receipt.

(6) The price paid.

(7) The department origin block number where the fish were caught.

(8) The type of gear used.

(9) Any other information the department may prescribe.

(c) The numbered landing receipt forms in each individual landing receipt book shall be completed sequentially. A voided fish landing receipt shall have the word "VOID" plainly and noticeably written on the face of the receipt. A voided fish landing receipt shall be submitted to the department in the same manner as a completed fish landing receipt is submitted to the department. A fish receiver who is no longer conducting business as a licensed receiver shall forward all unused landing receipts and landing receipt books to the department immediately upon terminating his or her business activity.

§8043.2. Landing Receipt: Commercial Fisherman Selling Directly to Consumer

(a) A commercial fisherman licensed pursuant to Section 8033.5 who sells fish from a vessel directly to the ultimate consumer and who is required pursuant to Section 8043 to make a landing receipt shall make a landing receipt in either of the following ways:

(1) For each individual sale by that fisherman at the time of the sale.

(2) For each day that the fisherman is engaged in one or more sales to the ultimate consumers, the fisherman shall maintain an accurate tally sheet of sales, which shall include complete header and signature box information filled out prior to any sales, and the number of pounds by species of fish sold. The total of the daily sales shall be recorded at the completion of sales for that day on a landing receipt. A copy of the completed tally sheet shall be attached to the corresponding landing receipt. The original completed tally sheet shall be attached to the fisherman's copy of the corresponding landing receipt and maintained for a period of four years.

(b) A commercial fisherman licensed pursuant to Section 8033.5 who sells directly to the ultimate consumer, or a commercial fisherman who sells or delivers fish that the fisherman has taken to any person who is not licensed under Article 7 (commencing with Section 8030) to conduct the activities of a fish receiver, shall not be considered a weighmaster for purposes of Chapter 7 (commencing with Section 12700) of Division 5 of the Business and Professions Code.

(c) A commercial fisherman selling his or her own catch to the ultimate customer, upon request by an authorized agent or employee of the department, shall immediately make available all fish in possession of the fisherman for inspection and sampling by the agent or employee. Pursuant to Section 8226, the fisherman shall relinquish the head from any sampled salmon with a missing adipose fin.

§8046. Landing Receipt Copies; Receipt Inspection; Weighing Requirements

(a) The original signed copy of the paper landing receipt made under Section 8043 or 8043.1 shall be delivered to the department on or before the 16th or last day of the month in which the fish were landed, whichever date occurs first after the landing. Landing receipt records completed and submitted electronically shall be submitted to the department within three business days of the landing. A copy of the landing receipt shall be delivered to the commercial fisherman at the time of the purchase or receipt of the fish. That copy of the landing receipt shall be retained by the commercial fisherman for a period of four years and shall be available for inspection at any time during that period by the department. A copy of the landing receipt shall be kept by the person licensed pursuant to Article 7 (commencing with Section 8030) who filled out the landing receipt for a period of four years and shall be available for inspection at any time within that period by the department.

(b) On delivery of sardines, anchovies, mackerel, squid, tuna, or bonito intended to be processed or sold as fresh fish, the person licensed pursuant to Article 7 (commencing with Section 8030) who filled out the landing receipt, upon request of the authorized agent described in subdivision (c), shall notify the authorized agent of the unloading and weighing of the fish and shall permit the authorized agent to be present at all times during the weighing of the fish.

(c) A copy of the landing receipt shall be delivered to an agent authorized in writing by the majority of the persons who participated in the taking of the fish, excluding the commercial fisherman receiving the original copy.

(d) For purposes of this section, “business day” means Monday to Friday, inclusive, excluding days designated as state or federal holidays.

§8046.1. Groundfish Landing Receipts; Retention Requirements.

In addition to the requirements of Section 8046, any person landing groundfish subject to federal groundfish regulations adopted pursuant to the Magnuson Fishery Conservation and Management Act (16 U.S.C. Sec. 1801 et seq.) shall keep a copy of the landing receipt on board the fishing vessel throughout, and for 15 days following, each period for which cumulative landings by individual vessels are limited.

§8047. Commercial Licensee Taking Own Fish; Requirements.

(a) (1) A person licensed under Article 7 (commencing with Section 8030) who takes his or her own fish shall make a legible record in the form of the landing receipt as required by Sections 8043 and 8043.1 at the time the fish are brought ashore. The original signed copy of the landing receipt shall be delivered by the licensee to the department, as provided in Section 8046. A copy of the landing receipt shall be retained by the licensee for a period of four years and shall be available for inspection at any time within that period by the department. A copy of the landing receipt shall be delivered to an agent authorized in writing by the majority of the persons who participated in the taking of the fish, excluding the commercial fisherman receiving the original copy.

(2) A person licensed under Section 8033.5 who sells his or her fish to a licensed receiver may use a transportation receipt to transport those fish only to that licensed receiver. The receiver shall complete a landing receipt for those fish. A person who sells his or her fish to the ultimate consumer shall complete a landing receipt pursuant to Sections 8043 and 8043.2. Transportation receipts shall be completed at the time the fish are transferred from the fishing vessel.

(b) Every commercial fisherman who sells fish taken from the waters of this state or brought into this state in fresh condition to persons not licensed to receive fish for commercial purposes pursuant to Article 7 (commencing with Section 8030) shall make a legible record in the form of the landing receipt required by Sections 8043 and 8043.1. Persons subject to Section 8043 shall remit the landing fee imposed by Section 8041. The person taking, purchasing, or receiving the fish, whether or not licensed under Article 7 (commencing with Section 8030), shall sign the landing receipt. The original signed copy of the landing receipt shall be delivered by the commercial fisherman to the department, as provided in Section 8046. A copy of the landing receipt shall be retained by the commercial fisherman for a period of four years and shall be available for inspection at any time within that period by the department. A copy of the landing receipt shall be retained by the person taking, purchasing, or receiving the fish until they

are prepared for consumption or otherwise disposed of. A copy of the landing receipt shall be delivered to an agent authorized in writing by the majority of the persons who participated in the taking of the fish, excluding the commercial fisherman receiving the original copy.

(c) (1) Every commercial fisherman or his or her designee, who transports, causes to be transported, or delivers to another person for transportation, any fish, except herring, taken from the waters of this state or brought into this state in fresh condition, shall fill out a transportation receipt according to the instructions and on forms provided by the department at the time the fish are brought ashore.

(2) The original signed copy of the transportation receipt shall be delivered by the commercial fisherman to the department on or before the 16th day or the last day of the month in which the fish were landed, whichever date occurs first after landing. A copy of the transportation receipt shall be retained by the commercial fisherman who filled it out for a period of four years and shall be available for inspection at any time within that period by the department. A copy of the transportation receipt shall be given to and retained by the person transporting the fish until the fish are sold fresh, processed, or otherwise disposed of.

(3) The transportation receipt is required only for transit purposes.

(4) A person transporting fish from the point of first landing under a transportation receipt is not required to be licensed to conduct the activities of a fish receiver as described in Section 8033.

(5) The transportation book receipt shall be issued to an individual fisherman and is not transferable.

(d) The transportation receipt shall contain all of the following information:

(1) The name of each species of fish, pursuant to Section 8045.

(2) The date and time of the receipt.

(3) The accurate weight of the species of fish being transported.

Sablefish may be reported in dressed weight, and if so reported, shall have the round weights computed, for purposes of management quotas, by multiplying 1.6 times the reported dressed weight.

(4) The name and identification number of the fisherman. The signature of the fisherman authorizing transportation.

(5) The name of the person transporting the fish.

(6) The name of the fish business, the fish business identification number, and the corresponding landing receipt number issued by the fish business to the commercial fisherman.

(7) The department registration number of the vessel and the name of the vessel.

(8) The department origin block number where the fish were caught.

(9) The port of first landing.

(10) Any other information the department may prescribe.

(e) The numbered transportation receipt forms in each individual transportation receipt book shall be completed sequentially. A voided fish transportation receipt shall have the word "VOID" plainly and noticeably written on the face of the receipt. A voided fish transportation receipt shall be submitted to the department in the same manner as a completed fish transportation receipt is submitted to the department. A commercial fisherman who is no longer conducting business as a licensed fisherman shall forward all unused transportation receipts and transportation receipt books to the department immediately upon terminating his or her business activity.