




































## 2023-2024 Waterfowl Reservation Drawing Statistics – Regular Season


















Area	Application	Reservation	Percent Drawn	Odds*
Ash Creek WLA	N/A	N/A	N/A	N/A
Bear Creek Unit	12,158	198	1.63%	1 in 61.4
Butte Valley WLA	N/A	N/A	N/A	N/A
China Island Unit	6,973	400	5.74%	1 in 17.4
Colusa NWR	80,426	854	1.06%	1 in 94.2
Colusa NWR Disabled Site 	5,025	88	1.75%	1 in 57.1
Delevan NWR	109,721	1,562	1.42%	1 in 70.2
Delevan NWR Disabled Site 	5,667	132	2.33%	1 in 42.9
Freitas Boat North	3,963	675	17.03%	1 in 5.9
Freitas Boat South	2,738	675	24.65%	1 in 4.1
Gadwall Unit	24,945	540	2.16%	1 in 46.2
Gadwall Unit Disabled Site 	769	90	11.70%	1 in 8.5
Gray Lodge WLA	40,927	4,155	10.15%	1 in 9.9
Gray Lodge WLA Disabled Site 	3,718	135	3.63%	1 in 27.5
Grizzly Island WLA	18,716	9,883	52.81%	1 in 1.9
Grizzly Island WLA Disabled Site 	319	45	14.11%	1 in 7.1
Honey Lake, Dakin Unit	295	40	13.56%	1 in 7.4
Honey Lake, Fleming Unit	282	40	14.18%	1 in 7.1
Howard Slough Unit	58,381	548	0.94%	1 in 106.5
Howard Slough Unit Disabled Site 	2,493	45	1.81%	1 in 55.4
Joice Island Unit	7,611	180	2.36%	1 in 42.3
Kern NWR	36,944	400	1.08%	1 in 92.4
Kern NWR Disabled Site 	661	47	7.11%	1 in 14.1
Kesterson Unit	31,624	1,170	3.70%	1 in 27.0
Kesterson Unit Disabled Site 	764	90	11.78%	1 in 8.5
Little Dry Creek Unit	110,931	672	0.61%	1 in 165.1
Little Dry Creek Unit Disabled Site 	4,854	135	2.78%	1 in 36.0
Llano Seco Unit	32,611	381	1.17%	1 in 85.6
Los Banos WLA	45,397	2,300	5.07%	1 in 19.7
Los Banos WLA Disabled Site 	984	90	9.15%	1 in 10.9
Mendota WLA	28,642	4,500	15.71%	1 in 6.4
Mendota WLA Disabled Site 	934	315	33.73%	1 in 3.0
Merced NWR	30,087	484	1.61%	1 in 62.2
Merced NWR Disabled Site 	696	30	4.31%	1 in 23.2
Sacramento NWR	5,062	132	2.61%	1 in 38.3
Sacramento NWR Disabled Site 	102,255	2,224	2.17%	1 in 46.0
Salt Slough Unit	23,286	1,270	5.45%	1 in 18.3
Salt Slough Unit Disabled Site 	608	45	7.40%	1 in 13.5
San Jacinto WLA	53,201	1,500	2.82%	1 in 35.5
San Jacinto WLA Disabled Site 	1,135	60	5.29%	1 in 18.9
San Luis NWR	25,431	1,935	7.61%	1 in 13.1
Shasta Valley WLA	926	35	3.78%	1 in 26.5
Sutter NWR	56,246	610	1.38%	1 in 72.5
Sutter NWR Disabled Site 	3,262	45	1.08%	1 in 92.2
Volta WLA	19,173	2,500	13.04%	1 in 7.7
Willow Creek WLA	N/A	N/A	N/A	N/A
Wister	47,375	4,500	9.50%	1 in 10.5
Wister Disabled Site 	502	175	34.86%	1 in 2.9
Yolo Bypass WLA	64,179	1,575	2.45%	1 in 40.7
Yolo Bypass WLA Disabled Site 	2,539	90	3.54%	1 in 28.2
<b>Total (Regular Season)</b>	<b>1,115,436</b>	<b>47,595</b>	<b>4.27%</b>	<b>1 in 23.4</b>

\*Odds are for all hunts combined. Reservations for Saturday hunts are generally more difficult to obtain. Reservations for Wednesday and Sunday hunts are generally easier to obtain.

## 2023-2024 Waterfowl Reservation Drawing Statistics – Youth Weekend

Area	Application	Reservation	Percent Drawn	Odds
Bear Creek Unit	120	12	10.00%	N/A
China Island Unit	41	24	58.54%	1 in 1.7
Colusa NWR	822	42	5.11%	1 in 19.6
Colusa NWR Disabled Site 	N/A	N/A	N/A	N/A
Delevan NWR	1,121	78	6.96%	1 in 14.4
Delevan NWR Disabled Site 	N/A	N/A	N/A	N/A
Freitas Boat North	20	20	100.00%	1 in 1.0
Freitas Boat South	13	13	100.00%	1 in 1.0
Gadwall Unit	212	24	11.32%	1 in 8.8
Gadwall Unit Disabled Site 	N/A	N/A	N/A	N/A
Gray Lodge WLA	441	200	45.35%	1 in 2.2
Gray Lodge WLA Disabled Site 	N/A	N/A	N/A	N/A
Grizzly Island WLA	83	83	100.00%	1 in 1.0
Grizzly Island WLA Disabled Site 	N/A	N/A	N/A	N/A
Kern NWR	184	30	16.30%	1 in 6.1
Kern NWR Disabled Site 	N/A	N/A	N/A	N/A
Kesterson Unit	258	52	20.16%	1 in 5.0
Kesterson Unit Disabled Site 	N/A	N/A	N/A	N/A
Little Dry Creek Unit	1,149	60	5.22%	1 in 19.2
Little Dry Creek Unit Disabled Site 	N/A	N/A	N/A	N/A
Los Banos WLA	352	120	34.09%	1 in 2.9
Los Banos WLA Disabled Site 	N/A	N/A	N/A	N/A
Mendota WLA	205	176	85.85%	1 in 1.2
Mendota WLA Disabled Site 	N/A	N/A	N/A	N/A
Merced NWR	170	18	10.59%	1 in 9.4
Merced NWR Disabled Site 	N/A	N/A	N/A	N/A
Sacramento NWR	1,024	108	10.55%	1 in 9.5
Sacramento NWR Disabled Site 	N/A	N/A	N/A	N/A
Salt Slough Unit	183	60	32.79%	1 in 3.1
Salt Slough Unit Disabled Site 	N/A	N/A	N/A	N/A
San Jacinto WLA	236	50	21.19%	1 in 4.7
San Jacinto WLA Disabled Site 	N/A	N/A	N/A	N/A
San Luis NWR	208	86	41.35%	1 in 2.4
Sutter NWR	289	17	5.88%	1 in 17.0
Sutter NWR Disabled Site 	N/A	N/A	N/A	N/A
Volta WLA	112	102	91.07%	1 in 1.1
Wister	277	200	72.20%	1 in 1.4
Wister Disabled Site 	N/A	N/A	N/A	N/A
Yolo Bypass WLA	556	70	12.59%	1 in 7.9
Yolo Bypass WLA Disabled Site 	N/A	N/A	N/A	N/A
<b>Total (Youth Weekend)</b>	<b>8,076</b>	<b>1,645</b>	<b>20.37%</b>	<b>1 in 4.9</b>

## 2023-2024 Waterfowl Reservation Drawing Statistics – Military Only

Area	Application	Reservation	Percent Drawn	Odds
Bear Creek Unit	102	12	11.76%	1 in 8.5
China Island Unit	65	24	36.92%	1 in 2.7
Colusa NWR	583	42	7.20%	1 in 13.9
Colusa NWR Disabled Site 	56	4	7.14%	1 in 14.0
Delevan NWR	672	78	11.61%	1 in 8.6
Delevan NWR Disabled Site 	61	6	9.84%	1 in 10.2
Freitas Boat North	37	30	81.08%	1 in 1.2
Freitas Boat South	32	30	93.75%	1 in 1.1
Gadwall Unit	160	24	15.00%	1 in 6.7
Gadwall Unit Disabled Site 	5	3	60.00%	1 in 1.7
Gray Lodge WLA	345	200	57.97%	1 in 1.7
Gray Lodge WLA Disabled Site 	38	6	15.79%	1 in 6.3
Grizzly Island WLA	131	131	100.00%	1 in 1.0
Grizzly Island WLA Disabled Site 	12	2	16.67%	1 in 6.0
Kern NWR	131	30	22.90%	1 in 4.4
Kern NWR Disabled Site 	6	2	33.33%	1 in 3.0
Kesterson Unit	160	52	32.50%	1 in 3.1
Kesterson Unit Disabled Site 	9	4	44.44%	1 in 2.3
Little Dry Creek Unit	688	60	8.72%	1 in 11.5
Little Dry Creek Unit Disabled Site 	47	6	12.77%	1 in 7.8
Los Banos WLA	284	120	42.25%	1 in 2.4
Los Banos WLA Disabled Site 	10	4	40.00%	1 in 2.5
Mendota WLA	225	200	88.89%	1 in 1.1
Mendota WLA Disabled Site 	13	11	84.62%	1 in 1.2
Merced NWR	114	18	15.79%	1 in 6.3
Merced NWR Disabled Site 	8	1	12.50%	1 in 8.0
Sacramento NWR	671	108	16.10%	1 in 6.2
Sacramento NWR Disabled Site 	51	6	11.76%	1 in 8.5
Salt Slough Unit	148	60	40.54%	1 in 2.5
Salt Slough Unit Disabled Site 	3	2	66.67%	1 in 1.5
San Jacinto WLA	212	50	23.58%	1 in 4.2
San Jacinto WLA Disabled Site 	8	2	25.00%	1 in 4.0
San Luis NWR	167	86	51.50%	1 in 1.9
Sutter NWR	429	34	7.93%	1 in 12.6
Sutter NWR Disabled Site 	37	2	5.41%	1 in 18.5
Volta WLA	150	120	80.00%	1 in 1.3
Wister	347	200	57.64%	1 in 1.7
Wister Disabled Site 	7	7	100.00%	1 in 1.0
Yolo Bypass WLA	446	70	15.70%	1 in 6.4
Yolo Bypass WLA Disabled Site 	34	4	11.76%	1 in 8.5
<b>Total (Military Only)</b>	<b>6,704</b>	<b>1,851</b>	<b>27.61%</b>	<b>1 in 3.6</b>

## 2023-2024 Waterfowl Reservation Drawing Statistics – Season Summary

Hunt	Application	Reservation	Percent Drawn	Odds*
Regular Season	1,115,436	47,595	4.27%	1 in 23.4
Youth Weekend	8,076	1,645	20.37%	1 in 4.9
Military Only	6,704	1,851	27.61%	1 in 3.6
<b>Total</b>	<b>1,130,216</b>	<b>51,091</b>	<b>4.52%</b>	<b>1 in 22.1</b>

\*Odds are for all hunts combined. Reservations for Saturday hunts are generally more difficult to obtain. Reservations for Wednesday and Sunday hunts are generally easier to obtain.