



2024-2025 Waterfowl Reservation Drawing Statistics – Regular Season

Area	Application	Reservation	Percent Drawn	Odds*
Ash Creek WLA	598	15	2.51%	1 in 39.9
Bear Creek Unit	11,454	192	1.68%	1 in 59.7
Butte Valley WLA	475	4	0.84%	1 in 118.8
China Island Unit	5,512	530	9.62%	1 in 10.4
Colusa NWR	68,689	719	1.05%	1 in 95.5
Colusa NWR Disabled Site	4,321	80	1.85%	1 in 54.0
Delevan NWR	95,940	1,260	1.31%	1 in 76.1
Delevan NWR Disabled Site	5,019	120	2.39%	1 in 41.8
Freitas Boat North	3,435	615	17.90%	1 in 5.6
Freitas Boat South	2,241	613	27.35%	1 in 3.7
Gadwall Unit	18,104	528	2.92%	1 in 34.3
Gadwall Unit Disabled Site	480	79	16.46%	1 in 6.1
Gray Lodge WLA	34,305	2,825	8.23%	1 in 12.1
Gray Lodge WLA Disabled Site	3,475	123	3.54%	1 in 28.3
Grizzly Island WLA	15,427	8,917	57.80%	1 in 1.7
Grizzly Island WLA Disabled Site	340	41	12.06%	1 in 8.3
Honey Lake, Dakin Unit	599	27	4.51%	1 in 22.2
Honey Lake, Fleming Unit	601	31	5.16%	1 in 19.4
Howard Slough Unit	2,305	41	1.78%	1 in 56.2
Howard Slough Unit Disabled Site	52,493	598	1.14%	1 in 87.8
Joice Island Unit	8,116	180	2.22%	1 in 45.1
Kern NWR	32,422	318	0.98%	1 in 102.0
Kern NWR Disabled Site	692	27	3.90%	1 in 25.6
Kesterson Unit	28,086	1,138	4.05%	1 in 24.7
Kesterson Unit Disabled Site	619	82	13.25%	1 in 7.5
Little Dry Creek Unit	97,409	720	0.74%	1 in 135.3
Little Dry Creek Unit Disabled Site	4,376	111	2.54%	1 in 39.4
Llano Seco Unit	27,930	435	1.56%	1 in 64.2
Los Banos WLA	38,078	2,170	5.70%	1 in 17.5
Los Banos WLA Disabled Site	875	82	9.37%	1 in 10.7
Mendota WLA	20,699	4,100	19.81%	1 in 5.0
Mendota WLA Disabled Site	703	285	40.54%	1 in 2.5
Merced NWR	24,585	384	1.56%	1 in 64.0
Merced NWR Disabled Site	518	27	5.21%	1 in 19.2
Sacramento NWR	87,680	1,602	1.83%	1 in 54.7
Sacramento NWR Disabled Site	4,442	120	2.70%	1 in 37.0
Salt Slough Unit	18,992	880	4.63%	1 in 21.6
Salt Slough Unit Disabled Site	336	41	12.20%	1 in 8.2
San Jacinto WLA	46,937	1,350	2.88%	1 in 34.8
San Jacinto WLA Disabled Site	1,038	54	5.20%	1 in 19.2
San Luis NWR	22,858	1,965	8.60%	1 in 11.6
Shasta Valley WLA	1,417	58	4.09%	1 in 24.4
Sutter NWR	35,537	551	1.55%	1 in 64.5
Sutter NWR Disabled Site	1,965	41	2.09%	1 in 47.9
Volta WLA	16,224	2,170	13.38%	1 in 7.5
Willow Creek WLA	437	6	1.37%	1 in 72.8
Wister	43,505	4,100	9.42%	1 in 10.6
Wister Disabled Site	558	164	29.39%	1 in 3.4



Area	Application	Reservation	Percent Drawn	Odds*
Yolo Bypass WLA	53,141	1,414	2.66%	1 in 37.6
Yolo Bypass WLA Disabled Site	2,037	82	4.03%	1 in 24.8
Total (Regular Season)	948,025	42,015	4.43%	1 in 22.6


















*Odds are for all hunts combined. Reservations for Saturday hunts are generally more difficult to obtain. Reservations for Wednesday and Sunday hunts are generally easier to obtain.

2024-2025 Waterfowl Reservation Drawing Statistics – Youth Weekend

Area	Application	Reservation	Percent Drawn	Odds
Bear Creek Unit	107	12	11.21%	N/A
China Island Unit	42	42	100.00%	1 in 1.0
Colusa NWR	726	42	5.79%	1 in 17.3
Colusa NWR Disabled Site	N/A	N/A	N/A	N/A
Delevan NWR	1,010	78	7.72%	1 in 12.9
Delevan NWR Disabled Site	N/A	N/A	N/A	N/A
Freitas Boat North	20	20	100.00%	1 in 1.0
Freitas Boat South	9	9	100.00%	1 in 1.0
Gadwall Unit	150	30	20.00%	1 in 5.0
Gadwall Unit Disabled Site	N/A	N/A	N/A	N/A
Gray Lodge WLA	363	160	44.08%	1 in 2.3
Gray Lodge WLA Disabled Site	N/A	N/A	N/A	N/A
Grizzly Island WLA	82	82	100.00%	1 in 1.0
Grizzly Island WLA Disabled Site	N/A	N/A	N/A	N/A
Kern NWR	172	13	7.56%	1 in 13.2
Kern NWR Disabled Site	N/A	N/A	N/A	N/A
Kesterson Unit	248	64	25.81%	1 in 3.9
Kesterson Unit Disabled Site	N/A	N/A	N/A	N/A
Little Dry Creek Unit	996	60	6.02%	1 in 16.6
Little Dry Creek Unit Disabled Site	2	2	100.00%	1 in 1.0
Los Banos WLA	332	120	36.14%	1 in 2.8
Los Banos WLA Disabled Site	N/A	N/A	N/A	N/A
Mendota WLA	170	160	94.12%	1 in 1.1
Mendota WLA Disabled Site	N/A	N/A	N/A	N/A
Merced NWR	141	17	12.06%	1 in 8.3
Merced NWR Disabled Site	N/A	N/A	N/A	N/A
Sacramento NWR	952	108	11.34%	1 in 8.8
Sacramento NWR Disabled Site	N/A	N/A	N/A	N/A
Salt Slough Unit	153	50	32.68%	1 in 3.1
Salt Slough Unit Disabled Site	N/A	N/A	N/A	N/A
San Jacinto WLA	239	50	20.92%	1 in 4.8
San Jacinto WLA Disabled Site	N/A	N/A	N/A	N/A
San Luis NWR	158	110	69.62%	1 in 1.4
Sutter NWR	229	17	7.42%	1 in 13.5
Sutter NWR Disabled Site	N/A	N/A	N/A	N/A
Volta WLA	114	107	93.86%	1 in 1.1
Wister	246	185	75.20%	1 in 1.3
Wister Disabled Site	N/A	N/A	N/A	N/A
Yolo Bypass WLA	491	70	14.26%	1 in 7.0
Yolo Bypass WLA Disabled Site	N/A	N/A	N/A	N/A
Total (Youth Weekend)	7,152	1,608	22.48%	1 in 4.4



2024-2025 Waterfowl Reservation Drawing Statistics – Military Only

Area	Application	Reservation	Percent Drawn	Odds
Bear Creek Unit	144	12	8.33%	1 in 12.0
China Island Unit	67	50	74.63%	1 in 1.3
Colusa NWR	608	42	6.91%	1 in 14.5
Colusa NWR Disabled Site 	53	4	7.55%	1 in 13.3
Delevan NWR	686	78	11.37%	1 in 8.8
Delevan NWR Disabled Site 	66	6	9.09%	1 in 11.0
Freitas Boat North	52	30	57.69%	1 in 1.7
Freitas Boat South	42	30	71.43%	1 in 1.4
Gadwall Unit	172	30	17.44%	1 in 5.7
Gadwall Unit Disabled Site 	14	4	28.57%	1 in 3.5
Gray Lodge WLA	339	160	47.20%	1 in 2.1
Gray Lodge WLA Disabled Site 	37	6	16.22%	1 in 6.2
Grizzly Island WLA	138	138	100.00%	1 in 1.0
Grizzly Island WLA Disabled Site 	8	2	25.00%	1 in 4.0
Kern NWR	147	13	8.84%	1 in 11.3
Kern NWR Disabled Site 	7	1	14.29%	1 in 7.0
Kesterson Unit	197	64	32.49%	1 in 3.1
Kesterson Unit Disabled Site 	20	4	20.00%	1 in 5.0
Little Dry Creek Unit	54	6	11.11%	1 in 9.0
Little Dry Creek Unit Disabled Site 	668	60	8.98%	1 in 11.1
Los Banos WLA	295	120	40.68%	1 in 2.5
Los Banos WLA Disabled Site 	24	4	16.67%	1 in 6.0
Mendota WLA	224	200	89.29%	1 in 1.1
Mendota WLA Disabled Site 	14	13	92.86%	1 in 1.1
Merced NWR	124	17	13.71%	1 in 7.3
Merced NWR Disabled Site 	13	1	7.69%	1 in 13.0
Sacramento NWR	658	108	16.41%	1 in 6.1
Sacramento NWR Disabled Site 	58	6	10.34%	1 in 9.7
Salt Slough Unit	149	50	33.56%	1 in 3.0
Salt Slough Unit Disabled Site 	13	2	15.38%	1 in 6.5
San Jacinto WLA	197	50	25.38%	1 in 3.9
San Jacinto WLA Disabled Site 	6	2	33.33%	1 in 3.0
San Luis NWR	147	110	74.83%	1 in 1.3
Sutter NWR	406	34	8.37%	1 in 11.9
Sutter NWR Disabled Site 	25	2	8.00%	1 in 12.5
Volta WLA	158	120	75.95%	1 in 1.3
Wister	317	200	63.09%	1 in 1.6
Wister Disabled Site 	7	7	100.00%	1 in 1.0
Yolo Bypass WLA	427	70	16.39%	1 in 6.1
Yolo Bypass WLA Disabled Site 	40	4	10.00%	1 in 10.0
Total (Military Only)	6,821	1,860	27.27%	1 in 3.7



2024-2025 Waterfowl Reservation Drawing Statistics – Season Summary

Hunt	Application	Reservation	Percent Drawn	Odds*
Regular Season	948,025	42,015	4.43%	1 in 22.6
Youth Weekend	7,152	1,608	22.48%	1 in 4.4
Military Only	6,821	1,860	27.27%	1 in 3.7
Total	961,998	45,483	4.73%	1 in 21.2

*Odds are for all hunts combined. Reservations for Saturday hunts are generally more difficult to obtain. Reservations for Wednesday and Sunday hunts are generally easier to obtain.