

*Ch. Palmer
1/28 4-4-62*

TRINITY RIVER SALMON AND STEELHEAD HATCHERY: FOURTH YEAR OF OPERATION, 1961-1962^{1/}

REF 90073

ROBERT MURRAY
Region 1, Inland Fisheries
California Department of Fish and Game

This is the fourth fiscal year report covering the operation of the Lewiston Fish Trapping Facilities, which hereafter will be known as the Trinity River Salmon and Steelhead Hatchery. This installation is being operated by the California Department of Fish and Game. Funds for construction, operation and maintenance are being supplied by the United States Bureau of Reclamation.

This report summarizes the operations at the facilities for the period July 1, 1961, through June 30, 1962, showing the number of fish trapped; fish spawned; production of eggs, fry, and fingerlings; river flows; and air and water temperatures.

KING SALMON MAINTENANCE PROGRAM

A total of 284 spring-run king salmon of the 1961 season was trapped between July 5 and July 17. These were transported by tank truck and released in a six-mile section of river between Trinity Dam and the Lewiston Diversion Dam. The water temperatures in this stream section remained between 40 and 50 degrees F. throughout the summer, and there was adequate gravel for natural reproduction.

A total of 5,113 fall-run king salmon was counted between September 1, 1961, and January 5, 1962. Of these, 662 were transported upstream to the same area that was stocked with spring-run fish.

Many young salmon were observed in the pools above and passing downstream past the Lewiston trapping facility during the spring of 1962, so it is known that the transported fish reproduced successfully.

The holding ponds at the temporary hatchery are of very limited capacity, so that it was necessary to sort the trapped fish and hold only those fish that were nearly ready for spawning. The unripe fish were marked and transported about six miles down river. Some of these marked fish returned to the trap and were spawned; however, no count was kept of number of marked fish returning to the trap more than one time. The remaining fish spawned in the gravel below Lewiston.

*2/26
6/2/62*
Between October 3 and December 6, 1961, a total of 2,564,500 eggs were taken from 831 female king salmon. From these eggs, 2,427,070 swim-up fry were reared in the incubator hatchery and released into the Trinity River at Lewiston between December 24 and March 2, 1962.

SILVER SALMON MAINTENANCE PROGRAM

From October, 1961, to January, 1962, 355 silver salmon were trapped. A total of 352,800 eggs were taken from 141 females during the period November 21, 1961, to February 9, 1962. These eggs produced 284,500 swim-up fry which were hatched and reared in the incubator hatchery and released in the Trinity River at Lewiston, from January 26 to April 10, 1962.

Submitted December 17, 1962

Inland Fisheries Administrative Report No. 62-11

(Complete report available on request)

STEELHEAD TROUT MAINTENANCE PROGRAM

From July 5, 1961, to May 5, 1962, a total of 3,243 adult steelhead trout was trapped. Two hundred and nine were released into the Trinity Lake. From July 5, 1961, to April 12, 1962, 1,137 adult steelhead trout were released to spawn in the area between the Lewiston Dam diversion and the Trinity Dam. These fish were observed spawning in the same area that had been previously used by the king salmon. The remaining adults were held in the spawning tanks at the hatchery.

A total of 4,133,800 eggs were taken from 1,092 females between February 19 and April 30, 1962. From these eggs, 3,051,500 swim-up fry were produced in the incubator hatchery and released in the Trinity River during April and May, 1962. An additional 55,600 fish were being held for release in the fall of 1962.

SUMMARY

The 1961-1962 run of king salmon, silver salmon, and steelhead trout were trapped at the Lewiston Trapping Facilities, which are an integral part of the Trinity River Hatchery (temporary). These fish were either spawned, released up river, or released down river. All of the fish that were released down river were marked by the removal of a portion of the adipose fin.

A total of 2,427,070 king salmon, 284,500 silver salmon, and 3,051,500 steelhead swim-up fry were produced in the incubator hatchery and planted in the Trinity River. An additional 55,600 steelhead are being held for release as advanced fingerlings.

All of the fish produced by these facilities are, or will be, released into the Trinity River.

APPENDIX

APPENDIX

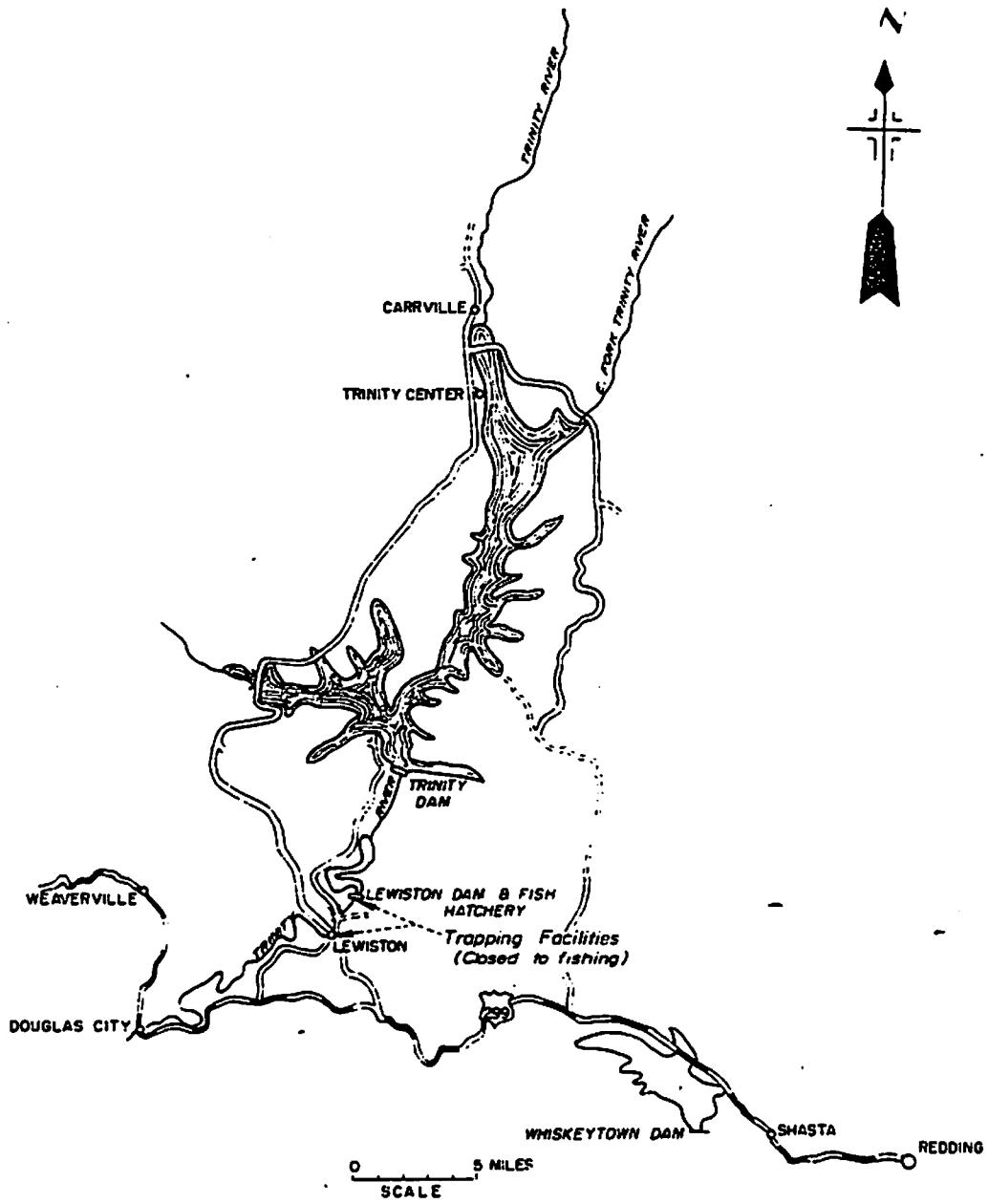
Table A-1 gives a yearly comparison of the numbers of fish of the different species trapped at Lewiston Fish Trapping Facilities from September 29, 1958, through June 30, 1962.

Table A-2 gives a chart of operation.

Tables A-3 through A-14 give the daily air and water temperatures, weather conditions, river flow, and numbers of fish of each species trapped at the Lewiston Fish Trapping Facilities during the report period.

Figure A-1 is a location map showing the location of the Trinity River Hatchery and Trapping Facilities.

Figures A-2 through A-5 show the numbers of spring-run king salmon, fall-run king salmon, silver salmon, and steelhead trout trapped each week over the report period.



TRINITY RIVER FISH HATCHERY
LOCATION MAP

TABLE A-1

Yearly Comparison of Fish Trapped at Lewiston
September 29, 1958 through June 30, 1962

Species	Sept. 29, 1958 through June 30, 1959	July 1, 1959 through June 30, 1960	July 1, 1960 through June 30, 1961	July 1, 1961 through June 30, 1962
King Salmon				
Adults	3,013	4,549	2,780	2,498
Grilse	878	2,701	4,130	2,899
Totals	3,891	7,250	6,910	5,397
Silver Salmon				
Adults	583	93	138	318
Grilse	33	26	70	37
Totals	616	119	208	355
Steelhead Trout				
Adults	2,880	2,071	3,526	3,243

TABLE A-3
Lewiston Fish Trapping Facilities
July, 1961

Date	Temperatures (degrees F.)				Weather	Flow of Trinity River at Lewiston (c.f.s.)*	Fish Trapped		
	Air		Water				King Salmon	Silver Salmon	Steelhead Trout
	Maximum	Minimum	Maximum	Minimum			Adults	Grilse	Adults
1	90	44	65	56	Clear	182			
2	93	44	64	57	Cloudy	182			
3	95	42	63	56	Cloudy	182			
4	86	44	62	56	Cloudy	182			
5	82	38	62	56	Cloudy	182	105	1	11
6	74	37	62	55	Cloudy	188	19		3
7	81	41	63	55	Clear	188	14		11
8	90	43	64	57	Clear	182			
9	92	43	64	56	Clear	182			
10	100	43	65	56	Clear	182	34	4	7
11	102	51	66	58	Clear	182	22	1	1
12	105	54	65	59	Cloudy	182	27		7
13	102	63	61	58	Cloudy	258	31		
14	96	51	60	57	Clear	258	21		10
15	94	45	60	57	Clear	258			
16	89	41	60	55	Clear	258			
17	93	41	59	56	Clear	258	5		
18	95	48	60	56	Clear	258			
19	96	44	60	56	Clear	258			
20	94	44	59	55	Clear	260			
21	96	50	61	56	Clear	260			
22	92	62	64	57	Clear	178			
23	98	52	65	58	Clear	178			
24	96	43	64	57	Clear	178			
25	97	51	65	58	Clear	176			
26	95	49	65	57	Clear	176			
27	94	43	65	57	Clear	171			
28	96	44	64	56	Clear	176			
29	87	44	64	57	Clear	176			
30	86	49	64	56	Clear	176			
31	88	45	64	56	Clear	176			
Totals							278	6	50

*From U. S. Bureau of Reclamation Records

TABLE A-4
Lewiston Fish Trapping Facilities
August, 1961

Date	Temperatures (degrees F.)				Weather	Flow of Trinity River at Lewiston (c.f.s.)*	Fish Trapped			
	Air		Water				King Salmon		Silver Salmon	Steelhead Trout
	Maximum	Minimum	Maximum	Minimum			Adults	Grilse	Adults	Grilse
1	88	42	64	56	Clear	176				
2	92	46	64	56	Clear	161				
3	98	52	64	57	Clear	161				
4	107	61	64	58	Cloudy	161				
5	100	50	62	58	Rain	161				
6	100	60	61	57	Cloudy	161				
7	88	59	62	56	Cloudy	161				
8	92	56	62	57	Rain	161				
9	92	59	62	56	Cloudy	163				
10	96	52	64	58	Cloudy	161				
11	97	62	60	58	Cloudy	161				
12	93	54	62	58	Cloudy	161				
13	90	52	63	56	Cloudy	161				
14	90	48	62	56	Cloudy	161				
15	88	46	62	56	Cloudy	161				
16	88	45	62	56	Cloudy	161				
17	87	46	62	55	Clear	161				
18	89	47	61	55	Clear	161				
19	92	46	58	55	Cloudy	161				
20	96	42	60	43	Cloudy	161				
21	96	45	63	56	Clear	161				
22	96	57	63	57	Clear	177				
23	93	42	62	56	Clear	179				
24	92	46	61	56	Cloudy	179				
25	89	47	61	55	Clear	179				
26	88	52	57	55	Cloudy	179				
27	74	64	60	55	Cloudy	179				
28	84	47	61	55	Cloudy	179				
29	90	49	62	55	Cloudy	179				
30	91	50	62	56	Clear	179				
31	93	48	62	56	Clear	179				

Totals

*From U. S. Bureau of Reclamation Records

TABLE A-5
Lewiston Fish Trapping Facilities
September, 1961

Date	Temperatures (degrees F.)				Weather	Flow of Trinity River at Lewiston (c.f.s.)*	Fish trapped			
	Air		Water				King Salmon		Silver Salmon	Steelhead Trout
	Maximum	Minimum	Maximum	Minimum			Adults	Grilse	Adults	Grilse
1	86	51	62	56	Cloudy	179	4	7		2
2	74	40	60	54	Clear	179				
3	78	40	60	54	Clear	179				
4	88	44	61	54	Clear	179				
5	93	41	59	54	Clear	179				
6	92	41	59	54	Clear	179				
7	88	42	59	54	Cloudy	184				
8	84	38	58	53	Clear	184	1	11		2
9	80	40	58	52	Clear	184				
10	88	46	60	53	Clear	184				
11	87	40	59	53	Cloudy	184	23	17		3
12	90	40	59	53	Clear	184				
13	89	40	59	53	Clear	184				
14	87	40	58	53	Cloudy	184				
15	77	43	57	53	Cloudy	186	14	18		1
16	77	54	53	53	Rain	186				
17	72	48	54	50	Rain	186				
18	64	46	56	51	Clear	186	6	2		3
19	77	41	57	52	Clear	186				
20	82	39	56	52	Cloudy	186	32	43		2
21	80	40	56	52	Clear	186				
22	74	34	56	51	Clear	185	1	4		
23	76	42	56	51	Clear	185				
24	80	41	56	51	Clear	185				
25	83	34	55	51	Clear	185	32	50		4
26	86	39	56	51	Clear	185				
27	87	36	56	51	Cloudy	185	4	32		
28	88	42	56	52	Clear	185				
29	79	33	55	51	Clear	185	52	69		1
30	78	32	54	50	Clear	185				
Totals							169	253		18

*From U. S. Bureau of Reclamation Records

TABLE A-6
Lewiston Fish Trapping Facilities
October, 1961

Date	Temperatures (degrees F.)				Weather	Flow of Trinity River at Lewiston (c.f.s.)*	Fish trapped					
	Air		Water				King Salmon		Silver Salmon		Steelhead Trout	
	Maximum	Minimum	Maximum	Minimum			Adults	Grilse	Adults	Grilse		
1	84	38	55	51	Clear	186						
2	88	36	55	51	Clear	216	22	14		1		1
3	90	40	55	51	Cloudy	216	112	74				1
4	90	40	54	50	Cloudy	231	142	82				
5	92	41	54	50	Clear	231	32	29				
6	89	38	53	50	Clear	231	26	43				
7	76	30	51	49	Clear	231						
8	64	30	49	47	Clear	231						
9	67	26	51	47	Clear	231	10	8				
10	75	29	49	48	Clear	231	2	12				
11	65	36	51	49	Cloudy	234	237	229				5
12	61	46	53	50	Clear	231						
13	75	46	53	51	Clear	231	143	228		1		3
14	86	44	53	51	Clear	231						
15	90	44	53	50	Clear	231						
16	90	40	52	50	Cloudy	231	165	232	2	2		5
17	88	39	52	50	Clear	224	28	90				1
18	86	36	53	50	Clear	224	12	32				
19	87	38	51	49	Cloudy	224	24	50				1
20	72	50	51	50	Cloudy	221	188	232				
21	62	22	48	47	Cloudy	227						
22	52	30	48	46	Cloudy	227						
23	60	28	47	47	Cloudy	227	56	72				4
24	60	32	50	47	Cloudy	227	16	7				
25	69	34	49	48	Cloudy	227	65	182		2		
26	65	41	49	48	Cloudy	230	51	139				
27	61	42	48	48	Rain	230	54	110				
28	54	30	47	45	Cloudy	227						
29	58	32	48	47	Cloudy	227						
30	63	22	48	46	Clear	227	160	97	20	2		8
31	70	26	48	47	Cloudy	227	18	20				
Totals							1,563	1,982	22	8		29

*From U. S. Bureau of Reclamation Records

TABLE A-7
Lewiston Fish Trapping Facilities
November, 1961

Date	Temperatures (degrees F.)				Weather	Flow of Trinity River at Lewiston (c.f.s.)*	Fish trapped				
	Air		Water				King Salmon		Silver Salmon	Steelhead Trout	
	Maximum	Minimum	Maximum	Minimum			Adults	Grilse	Adults	Grilse	
1	70	31	48	47	Cloudy	227	110	123	11	4	
2	63	31	48	46	Clear	255	46	81			1
3	68	32	48	47	Cloudy	255	28	47	2		3
4	64	24	48	47	Clear	255					
5	68	30	47	46	Clear	255					
6	72	20	47	45	Clear	258	76	78	2		8
7	69	24	46	45	Clear	258	5	10	1		
8	68	24	47	45	Clear	258	16	15			
9	70	24	47	45	Clear	258	61	75	8	2	1
10	69	26	46	46	Cloudy	258	12	40	3		1
11	54	32	47	45	Clear	258					
12	58	30	46	45	Clear	258					
13	63	21	45	44	Clear	258	55	44	9		3
14	66	22	46	44	Clear	258					
15	67	24	46	46	Clear	258					
16	54	14	44	42	Cloudy	258					
17	56	10	49	42	Cloudy	261	11	8	2		
18	56	32	45	44	Cloudy	261					
19	55	28	44	43	Snow	261					
20	41	30	45	43	Cloudy	261					
21	44	20	44	44	Cloudy	261	20	54	8	1	
22	43	23	45	45	Rain	270					
23	42	36	46	46	Rain	270					
24	54	40	46	46	Rain	270					
25	44	32	42	42	Snow	270					
26	36	32	44	42	Rain	270					
27	43	31	46	44	Cloudy	270	32	56	118	10	78
28	53	31	46	46	Cloudy	270					
29	55	32	46	46	Cloudy	270	9	15	35	7	37
30	44	37	46	45	Rain	270					
Totals							481	646	199	24	132

*From U. S. Bureau of Reclamation Records

TABLE A-8
Lewiston Fish Trapping Facilities
December, 1961

Date	Temperatures (degrees F.)				Weather	Flow of Trinity River at Lewiston (c.f.s.)*	Fish trapped				
	Air		Water				King Salmon	Silver Salmon	Steelhead Trout		
	Maximum	Minimum	Maximum	Minimum			Adults	Grilse	Adults	Grilse	
1	52	39	46	45	Rain	288					
2	52	40	46	44	Cloudy	288					
3	48	38	46	46	Cloudy	288					
4	53	31	46	46	Cloudy	249					
5	50	34	47	47	Cloudy	243					
6	49	31	46	45	Cloudy	243	6	9	8	54	
7	51	22	44	44	Cloudy	243					
8	49	24	45	44	Clear	234					
9	45	20	43	43	Cloudy	234					
10	44	19	43	42	Cloudy	234					
11	39	14	42	42	Cloudy	231					
12	39	15	44	42	Clear	234					
13	50	25	44	43	Clear	227		2	5	10	
14	42	29	45	43	Snow	227					
15	39	31	44	44	Cloudy	224					
16	46	27	44	44	Rain	224					
17	44	31	44	44	Rain	224					
18	45	32	44	42	Snow	227					
19	34	31	43	42	Rain	242					
20	37	32	44	43	Rain	320			70	5	46
21	47	30	44	44	Clear	327					
22	50	27	48	44	Clear	305					
23	52	28	44	44	Fog	305					
24	54	30	44	43	Fog	305					
25	35	28	45	43	Clear	242					
26	52	28	44	44	Cloudy	242					
27	40	28	44	43	Clear	236		1	11	8	
28	52	31	44	44	Clear	233					
29	45	31	45	44	Cloudy	233					
30	53	30	44	44	Cloudy	233					
31	52	28	45	44	Cloudy	233					
Totals							6	12	94	5	118

*From U. S. Bureau of Reclamation Records

TABLE A-9
Lewiston Fish Trapping Facilities
January, 1962

Date	Temperatures (degrees F.)				Weather	Flow of Trinity River at Lewiston (c.f.s.)*	Fish Trapped			
	Air		Water				King Salmon	Silver Salmon	Steelhead Trout	
	Maximum	Minimum	Maximum	Minimum			Adults	Grilse	Adults	Grilse
1	43	28	46	44	Clear	233				
2	56	29	45	44	Cloudy	233				
3	49	30	46	44	Clear	191				
4	57	21	44	42	Clear	185				
5	53	21	43	41	Cloudy	185	1			
6	50	32	46	44	Clear	185				
7	58	36	46	45	Cloudy	185				
8	42	32	46	44	Clear	182				
9	51	28	46	44	Clear	182				
10	52	23	45	43	Clear	179				
11	61	19	44	42	Cloudy	168				
12	55	21	46	44	Snow	191				
13	44	20	44	43	Cloudy	191				
14	44	18	43	42	Clear	182				
15	46	16	44	42	Clear	182				
16	49	18	43	42	Clear	182				
17	47	19	44	42	Cloudy	182				
18	44	22	44	43	Snow	186				
19	36	32	41	41	Snow	201				
20	42	28	42	40	Cloudy	201				
21	36	10	40	39	Clear	207				
22	28	7	39	37	Clear	207				
23	38	6	40	37	Clear	204				
24	46	6	42	40	Cloudy	204				
25	49	21	44	42	Clear	155				
26	48	25	44	42	Cloudy	173				
27	44	30	44	42	Clear	173				
28	48	30	45	43	Cloudy	173				
29	49	27	46	44	Clear	185				
30	52	24	46	44	Clear	185				4
31	53	26	46	43	Clear	185				4

Totals

1

4

*From U. S. Bureau of Reclamation Records

TABLE A-10
Lewiston Fish Trapping Facilities
February, 1962

Date	Temperatures (degrees F.)				Weather	Flow of Trinity River at Lewiston (c.f.s.)*	Fish trapped		
	Air		Water				King Salmon	Silver Salmon	Steelhead Trout
	Maximum	Minimum	Maximum	Minimum			Adults	Adults	Adults
1	57	28	46	44	Clear	188			
2	60	23	46	44	Clear	188			
3	62	26	46	44	Clear	185		3	
4	64	28	46	44	Clear	185			
5	62	25	46	44	Cloudy	185			
6	55	32	46	45	Rain	193		8	
7	43	36	44	44	Rain	223			
8	46	38	45	44	Rain	297			
9	49	38	46	45	Rain	321		34	
10	54	43	46	45	Rain	321		18	
11	49	40	46	44	Rain	281		29	
12	51	38	45	45	Rain	281		77	
13	46	39	45	44	Rain	317		32	
14	48	32	44	44	Rain	355		175	
15	44	36	45	44	Rain	377			
16	48	36	45	44	Rain	359		36	
17	46	30	45	44	Rain	359		52	
18	47	34	44	44	Rain	359			
19	42	34	46	44	Cloudy	285		65	
20	52	29	46	45	Clear	271		54	
21	50	31	45	46	Clear	257		10	
22	56	27	47	44	Clear	257			
23	60	26	45	44	Clear	237			
24	48	22	44	42	Cloudy	237			
25	50	24	44	42	Cloudy	221			
26	44	14	42	40	Clear	221			
27	39	9	42	39	Clear	219			
28	46	11	40	40	Snow	205			
Totals								2	593

*From U. S. Bureau of Reclamation Records

TABLE A-11
Lewiston Fish Trapping Facilities
March, 1962

Date	Temperatures (degrees F.)				Weather	Flow of Trinity River at Lewiston (c.f.s.)*	Fish trapped				
	Air		Water				King Salmon		Silver Salmon		Steelhead Trout
	Maximum	Minimum	Maximum	Minimum			Adults	Grilse	Adults	Grilse	
1	31	19	42	37	Clear	199					
2	46	24	42	40	Cloudy	199					
3	44	32	44	42	Cloudy	199					
4	47	34	45	41	Cloudy	199					
5	46	33	45	44	Rain	273					
6	42	36	46	42	Rain	615			1	125	
7	48	36	46	45	Clear	427				74	
8	55	30	46	44	Cloudy	361				22	
9	56	30	46	43	Clear	333					
10	48	35	45	44	Cloudy	300					
11	44	31	46	43	Clear	280					
12	48	22	47	44	Clear	259				135	
13	54	19	47	43	Clear	247					
14	60	23	46	44	Clear	237				27	
15	53	32	45	44	Rain	229					
16	45	36	46	44	Rain	227				56	
17	48	38	48	44	Cloudy	227				111	
18	58	32	49	44	Clear	227					
19	66	25	48	45	Clear	227				102	
20	60	32	48	46	Rain	227				100	
21	53	26	45	44	Rain	223					
22	49	29	47	44	Cloudy	231				20	
23	45	26	49	44	Rain	191				25	
24	52	40	46	46	Rain	191					
25	50	42	49	46	Cloudy	191				128	
26	60	36	52	47	Cloudy	201				154	
27	67	36	53	48	Clear	203				318	
28	68	31	52	48	Clear	205				204	
29	69	30	52	48	Clear	205				112	
30	70	31	53	48	Clear	205				40	
31	77	31	52	48	Clear	207					

Totals

1

1,753

*From U. S. Bureau of Reclamation Records

TABLE A-12
Lewiston Fish Trapping Facilities
April, 1962

Date	Temperatures (degrees F.)				Weather	Flow of Trinity River at Lewiston (c.f.s.)*	Fish trapped				
	Air		Water				King Salmon		Silver Salmon		Steelhead Trout
	Maximum	Minimum	Maximum	Minimum			Adults	Grilse	Adults	Grilse	
1	72	35	53	48	Clear	207					
2	70	30	52	48	Clear	207				76	
3	73	32	52	48	Clear	207				50	
4	74	36	54	48	Clear	207				76	
5	73	35	54	50	Clear	195				40	
6	74	45	54	50	Clear	195				58	
7	77	37	55	50	Clear	195					
8	73	38	54	50	Cloudy	195					
9	66	28	54	49	Clear	201					
10	68	29	54	49	Clear	201					
11	74	29	55	49	Clear	201				89	
12	83	35	56	50	Clear	185				50	
13	83	38	55	51	Clear	183				34	
14	80	42	57	50	Clear	183					
15	79	39	51	57	Clear	183					
16	71	36	50	57	Clear	189				16	
17	74	34	57	51	Clear	189					
18	78	38	55	52	Clear	189					
19	75	38	50	48	Cloudy	193				23	
20	49	27	52	46	Clear	197					
21	64	32	55	50	Clear	197					
22	77	34	57	51	Clear	197					
23	82	23	56	52	Cloudy	193					
24	77	45	56	52	Cloudy	195					
25	62	34	56	50	Clear	199					
26	67	34	56	51	Clear	199				11	
27	69	46	53	52	Rain	149					
28	58	35	51	48	Cloudy	225					
29	52	29	52	48	Clear	225					
30	62	28	53	50	Clear	225					

523

Totals

*From U. S. Bureau of Reclamation Records

TABLE A-13
Lewiston Fish Trapping Facilities
May, 1962

Date	Temperatures (degrees F.)				Weather	Flow of Trinity River at Lewiston (c.f.s.)*	Fish trapped		
	Air		Water				King Salmon	Silver Salmon	Steelhead Trout
	Maximum	Minimum	Maximum	Minimum			Adults	Grilse	Adults
1	68	36	55	51	Rain	197			
2	68	45	56	52	Cloudy	197			
3	76	39	57	51	Cloudy	197			18
4	70	36	57	52	Clear	191			
5	75	38	57	51	Cloudy	191			
6	80	43	56	52	Cloudy	191			
7	78	39	56	50	Rain	193			
8	79	47	52	51	Rain	193			
9	65	40	53	50	Rain	177			
10	61	42	52	50	Rain	185			
11	57	39	56	50	Cloudy	183			5
12	63	34	57	50	Cloudy	183			
13	62	36	52	51	Cloudy	183			
14	55	36	55	49	Cloudy	185			
15	65	36	55	51	Cloudy	185			
16	61	31	56	49	Clear	187			
17	73	36	58	52	Cloudy	187			
18	70	38	58	52	Clear	187			
19	69	36	55	50	Clear	195			
20	57	28	55	49	Clear	195			
21	65	26	56	50	Cloudy	195			
22	75	34	56	52	Cloudy	195			
23	72	36	57	50	Clear	173			
24	62	30	57	50	Clear	175			
25	66	38	56	51	Cloudy	175			
26	72	40	57	51	Cloudy	175			
27	78	41	59	52	Clear	175			
28	82	42	60	54	Cloudy	175			
29	74	42	60	53	Cloudy	175			
30	76	35	60	53	Clear	175			
31	74	34	59	53	Clear	183			

Totals

23

*From U. S. Bureau of Reclamation Records

TABLE A-14
Lewiston Fish Trapping Facilities
June, 1962

Date	Temperatures (degrees F.)				Weather	Flow of Trinity River at Lewiston (c.f.s.)*	Fish trapped				
	Air		Water				King Salmon		Silver Salmon		Steelhead Trout
	Maximum	Minimum	Maximum	Minimum			Adults	Grilse	Adults	Grilse	
1	76	39	60	56	Clear	192					
2	82	41	59	56	Clear	192					
3	78	33	58	56	Clear	192					
4	66	31	56	56	Clear	192					
5	71	32	60	51	Clear	176					
6	78	37	61	53	Clear	174					
7	85	38	62	54	Clear	172					
8	87	40	64	55	Clear	174					
9	91	44	64	56	Clear	174					
10	85	43	62	56	Clear	174					
11	83	41	63	55	Clear	190					
12	86	43	63	56	Clear	190					
13	87	39	62	57	Cloudy	192					
14	80	43	59	55	Cloudy	196					
15	75	49	60	54	Cloudy	198					
16	81	45	61	56	Clear	198					
17	87	42	61	56	Clear	198					
18	88	42	62	57	Clear	202					
19	91	44	62	56	Clear	202					
20	95	46	64	56	Clear	182					
21	94	46	64	56	Clear	184					
22	95	47	64	56	Clear	184					
23	94	50	64	56	Clear	184					
24	88	45	64	58	Clear	184					
25	90	42	62	56	Clear	188					
26	83	43	63	56	Clear	190					
27	82	39	62	55	Clear	192					
28	88	44	63	56	Clear	194					
29	87	44	62	56	Clear	192					
30	88	44	61	56	Clear	192					
Grand Totals 7-1-61 through 6-30-62						2,498	2,899	318	37	3,243	

*From U. S. Bureau of Reclamation Records

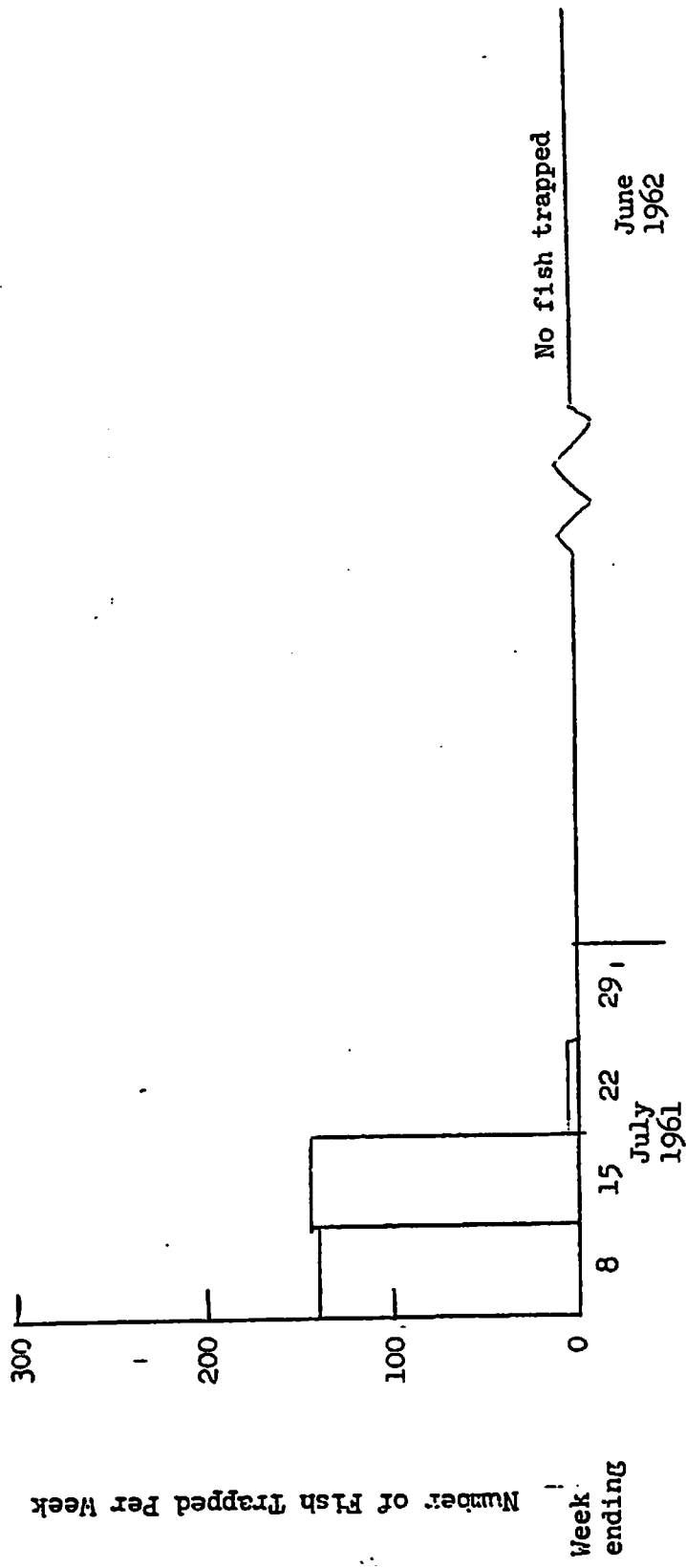


FIGURE A-2. Spring-run king salmon trapped at Lewiston Fish Trapping Facilities, July 5, 1961, through June 30, 1962.

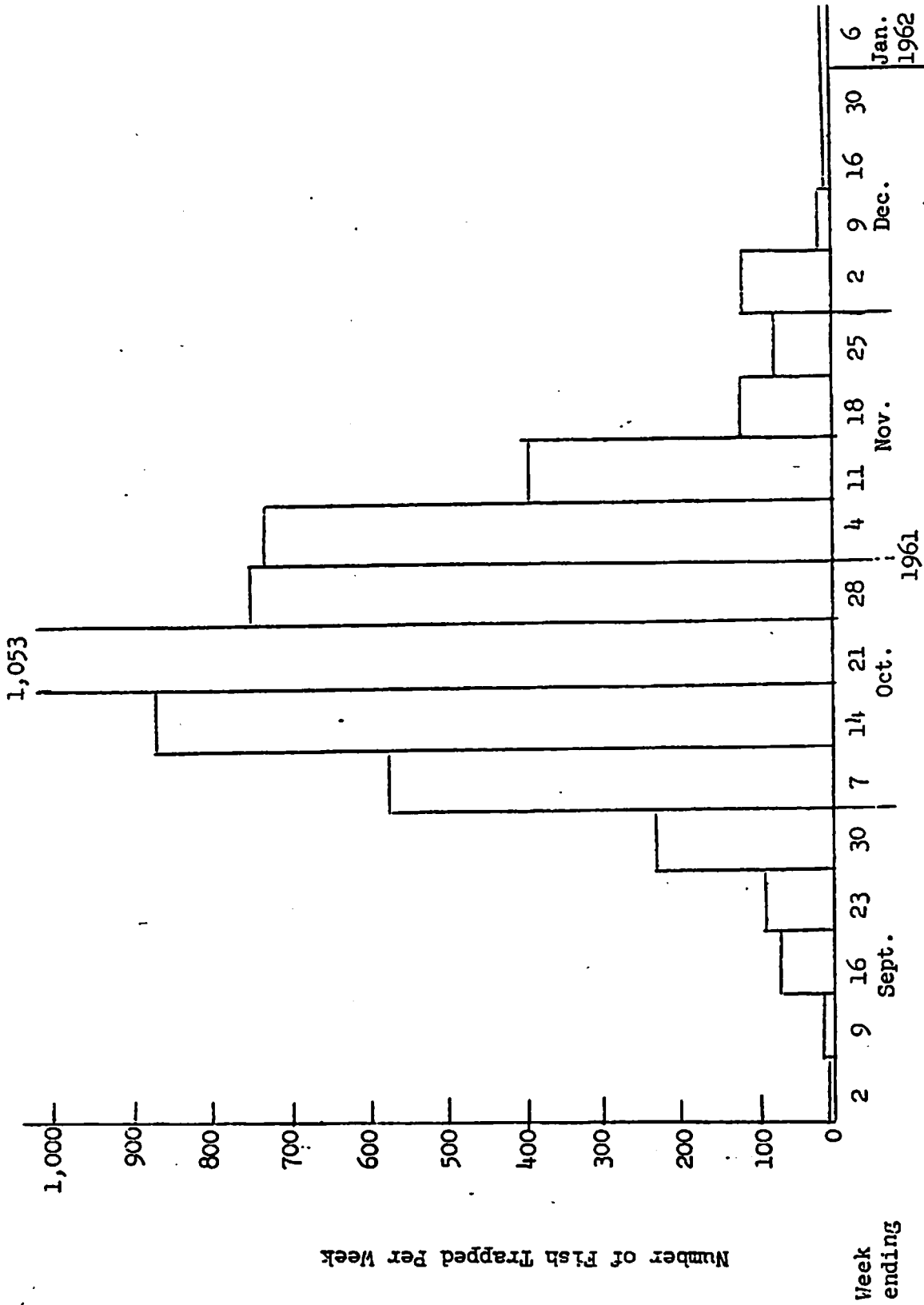


FIGURE A-3. Fall-run king salmon trapped at Leviston Fish Trapping Facilities, September 1, 1961, through January 5, 1962.

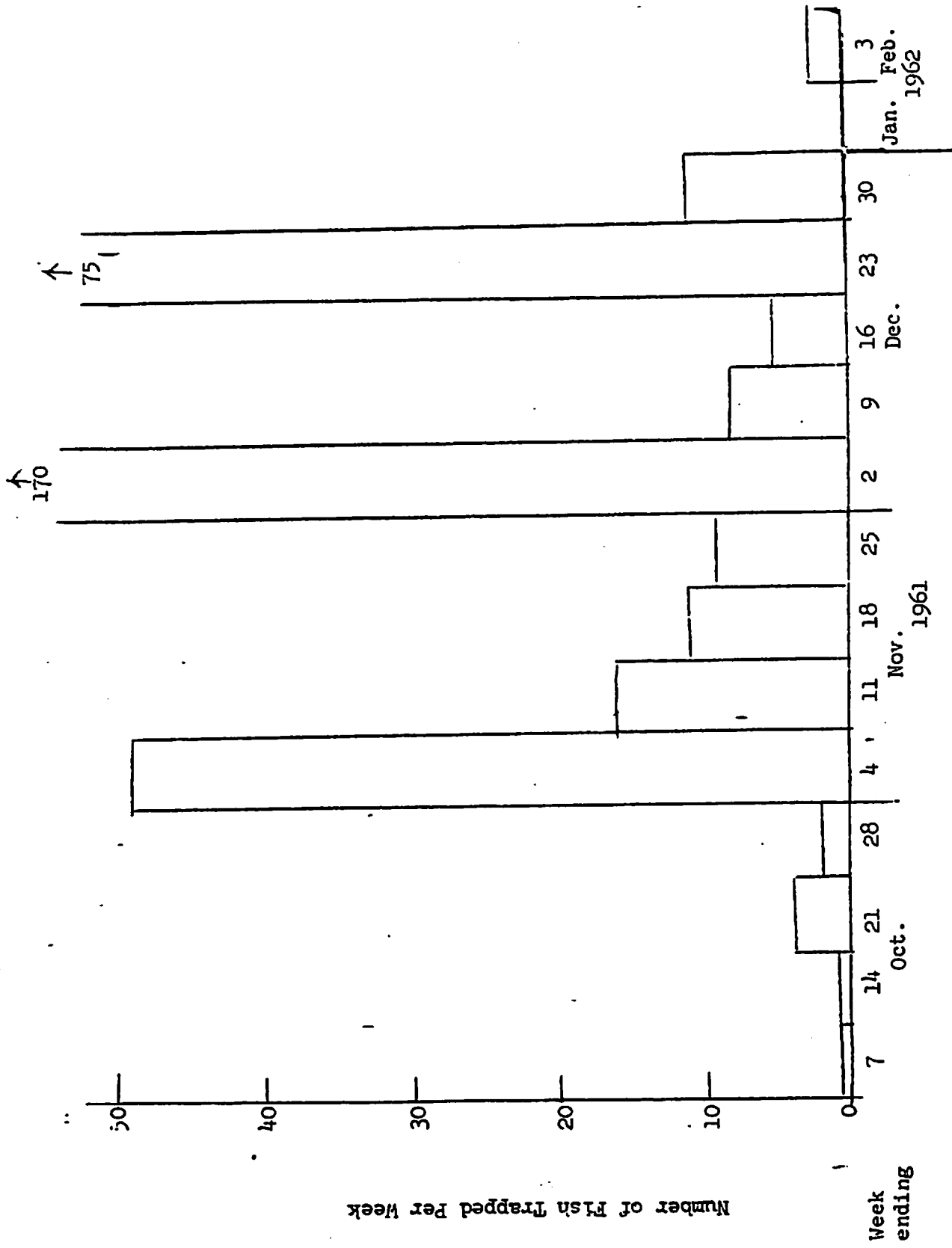


FIGURE A-4. Silver salmon trapped at Lewiston Fish Trapping Facilities, October 2, 1961, through February 2, 1962.

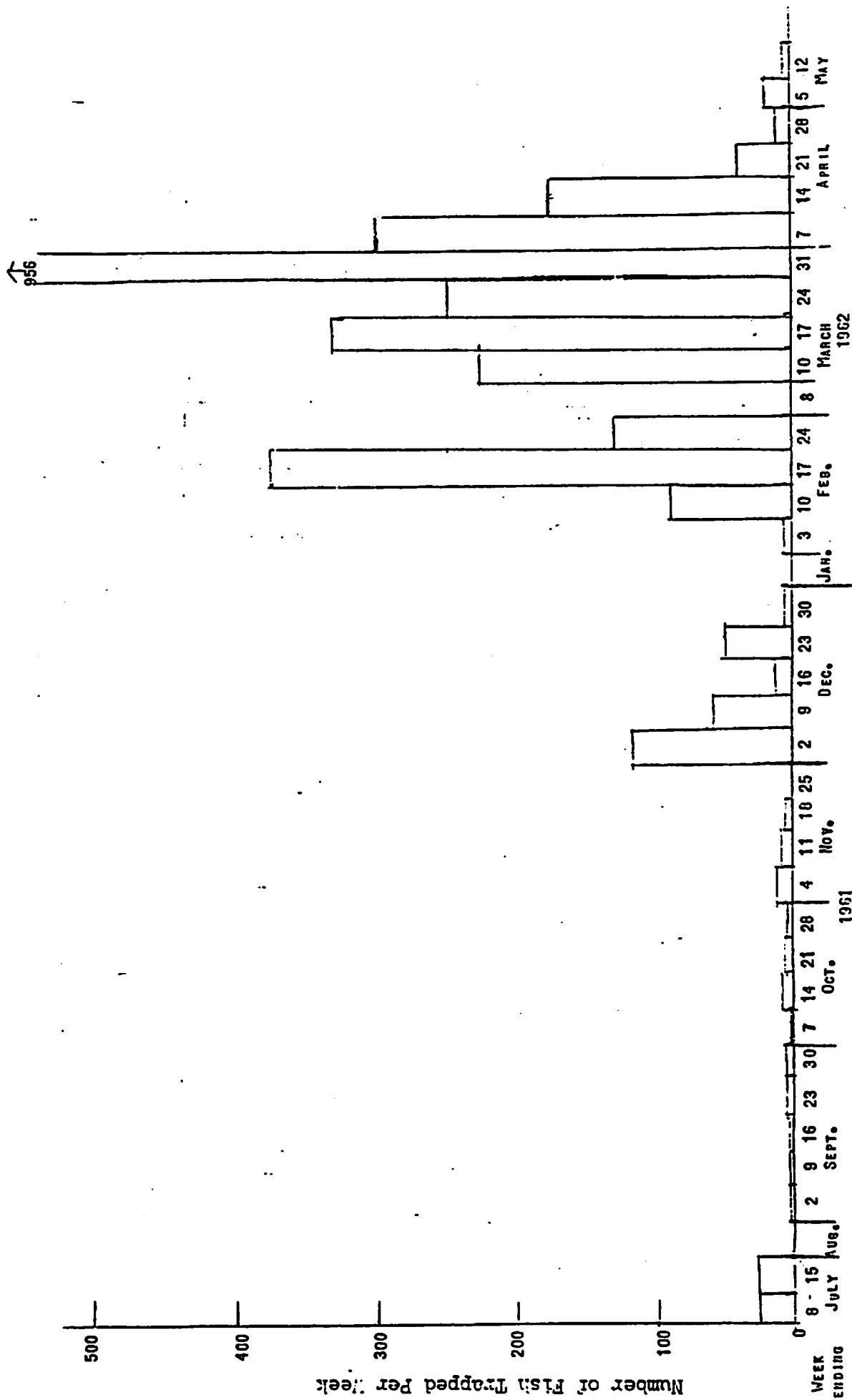


FIGURE A-5. Steelhead trout trapped at Lewiston Fish Trapping Facilities, July 5, 1961, through May 11, 1962.