

notes on REF 90629

**From:** "Boyd, Steve" <sboyd@ebmud.com>  
**To:** "Connie Shannon" <CShannon@dfg.ca.gov>  
**Date:** 4/28/03 9:49AM  
**Subject:** RE: MRFH Steelhead 2000-01

Connie,

The discrepancy you noted is real. The numbers in the table reflect what was recorded on the Anadromous Fish Counts that were given to EBMUD. These records may be incomplete (We don't have reports for 12/3/00 thru 12/9/00, and anything beyond 12/24/00). The comment "15 of 68 steelhead trapped were marked with an adipose clip", found at the bottom of the spreadsheet came from another source. It suggests there may have been additional steelhead trapped in 2000-01, but I have been unable to determine which cumulative total number is valid. So, I highlighted the comment in yellow to indicate there is a discrepancy.

On another note, the 2000-01 spreadsheet for steelhead also indicated 62,919 Mokelumne origin steelhead eggs were collected that season. This is incorrect. No Mokelumne steelhead were spawned during 2000-01, and the 62,919 Mokelumne eggs were collected during the 2001002 season. The two attached files include the corrections.

Steve

-----Original Message-----

**From:** Connie Shannon [mailto:CShannon@dfg.ca.gov]  
**Sent:** Thursday, April 17, 2003 1:55 PM  
**To:** Boyd, Steve  
**Subject:** MRFH Steelhead 2000-01

Hi Steve;

I've been taking a closer look at the spreadsheets you sent me and ran across a possible discrepancy. The cumulative total for steelhead is reported as 42 in the table and 68 in the comments below the table when it says, "15 of 68 steelhead trapped were marked with an adipose clip." Were there steelhead that went unreported?

Much obliged,  
Connie

Connie Shannon  
PSMFC  
Phone (530) 225-2155  
Fax (530) 225-2267  
Northern California North Coast Region  
CA Dept. of Fish and Game  
2440 Athens Ave.  
Redding, CA 96001

DEPARTMENT OF FISH AND GAME  
 Mokelumne River Fish Hatchery  
 Weekly Anadromous Fish (last updated

2000 - 2001

REF 90629

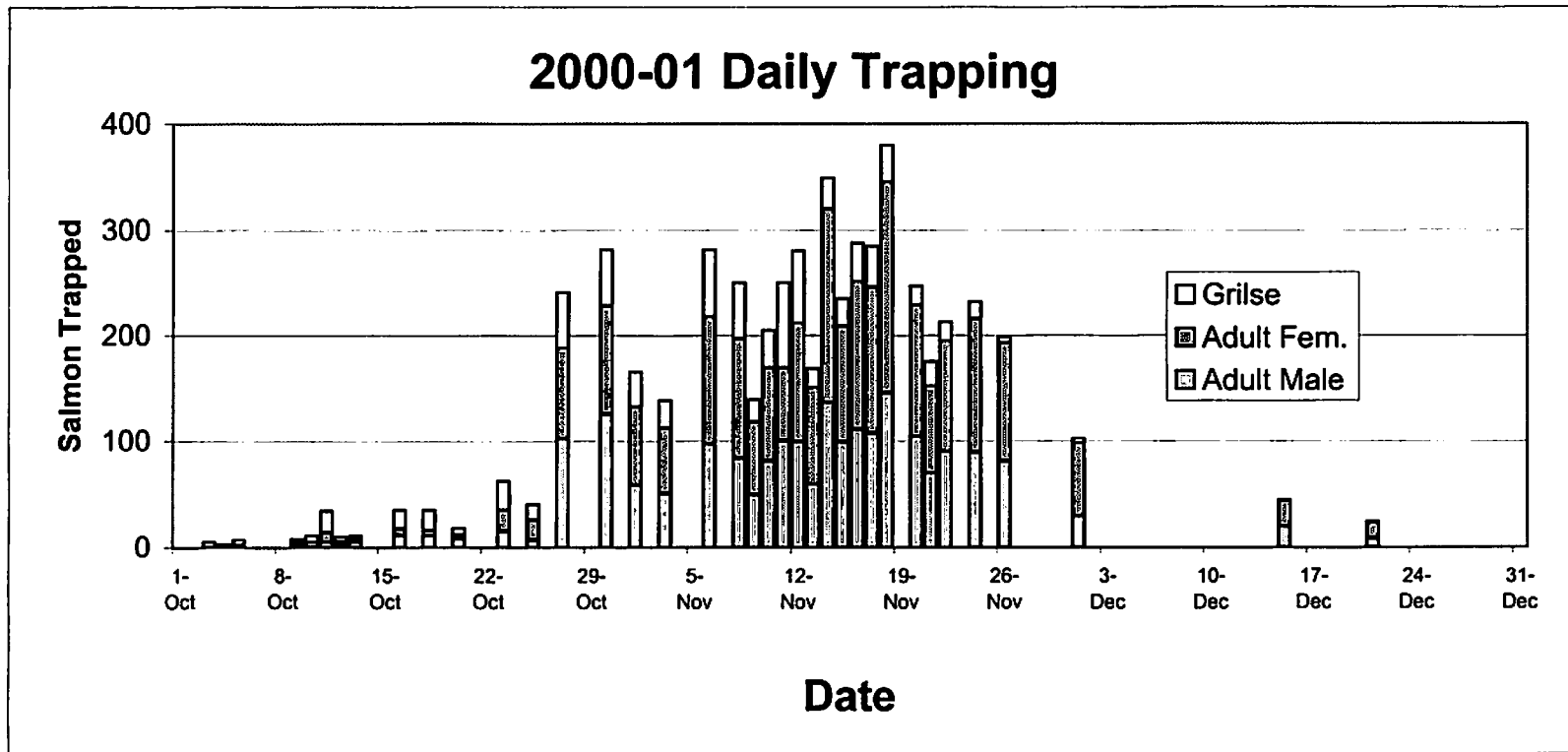
Date	TRAPPING CHINOOK				Cumulative Totals				Sum	SPAWNING Adults & Juveniles (eggs/oz) Cumulative	
	Adult Male	Adult Female	Adult Total	Grilse	Adult Male	Adult Female	Adult Total	Grilse		No. Eggs	Egg Total
10/3/2000	0	1	1	4	0	1	1	4	5	0	0
10/4/2000	1	1	2	1	1	2	3	5	8	0	0
10/5/2000	0	3	3	4	1	5	6	9	15	0	0
10/9/2000	3	3	6	2	4	8	12	11	23	0	0
10/10/2000	0	5	5	6	4	13	17	17	34	0	0
10/11/2000	5	9	14	20	9	22	31	37	68	0	0
10/12/2000	3	3	6	4	12	25	37	41	78	0	0
10/13/2000	5	3	8	3	17	28	45	44	89	0	0
10/16/2000	11	7	18	17	28	35	63	61	124	0	0
10/18/2000	11	5	16	19	39	40	79	80	159	0	13952
10/20/2000	8	4	12	6	47	44	91	86	177	0	41492
10/23/2000	15	20	35	27	62	64	126	113	239	0	41492
10/25/2000	7	19	26	14	69	83	152	127	279	0	41492
10/27/2000	102	86	188	53	171	169	340	180	520	0	347140
10/30/2000	125	103	228	53	296	272	568	233	801	0	347140
11/1/2000	58	74	132	33	354	346	700	266	966	0	347140
11/3/2000	50	62	112	26	404	408	812	292	1104	0	1079468
11/6/2000	97	121	218	63	501	529	1030	355	1385	0	1079468
11/8/2000	83	114	197	53	584	643	1227	408	1635	0	1079468
11/9/2000	49	69	118	21	633	712	1345	429	1774	0	1079468
11/10/2000	80	89	169	36	713	801	1514	465	1979	0	1079468
11/11/2000	100	69	169	81	813	870	1683	546	2229	0	3083508
11/12/2000	99	113	212	68	912	983	1895	614	2509	0	3083508
11/13/2000	59	91	150	18	971	1074	2045	632	2677	0	3083508
11/14/2000	136	184	320	29	1107	1258	2365	661	3026	0	3083508
11/15/2000	99	110	209	26	1206	1368	2574	687	3261	0	3083508

Compiled by Steve R. Boyd, Fish Bio II, East Bay M.V.D.

MOK-VI

P.1

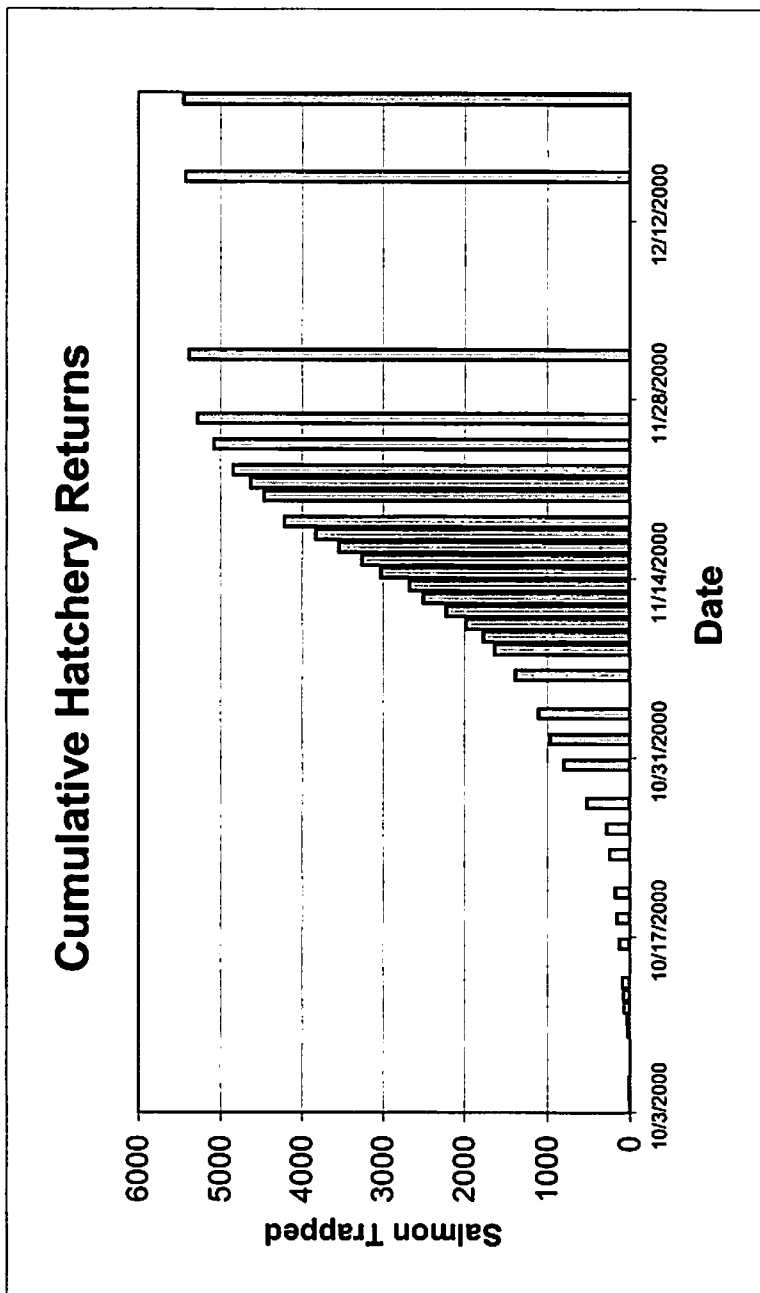
11/16/2000	111	140	251	37	1317	1508	2825	724	3549	0	3083508
11/17/2000	107	139	246	39	1424	1647	3071	763	3834	0	3083508
11/18/2000	145	200	345	35	1569	1847	3416	798	4214	0	7532724
11/20/2000	104	125	229	18	1673	1972	3645	816	4461	0	7532724
11/21/2000	69	83	152	23	1742	2055	3797	839	4636	0	7532724
11/22/2000	90	105	195	18	1832	2160	3992	857	4849	0	7532724
11/24/2000	89	127	216	16	1921	2287	4208	873	5081	0	10424844
11/26/2000	80	113	193	6	2001	2400	4401	879	5280	0	10424844
12/1/2000	29	69	98	4	2030	2469	4499	883	5382	0	11727324
12/15/2000	19	25	44	0	2049	2494	4543	883	5426	472560	12199884
12/21/2000	8	15	23	1	2057	2509	4566	884	5450	168460	12368344



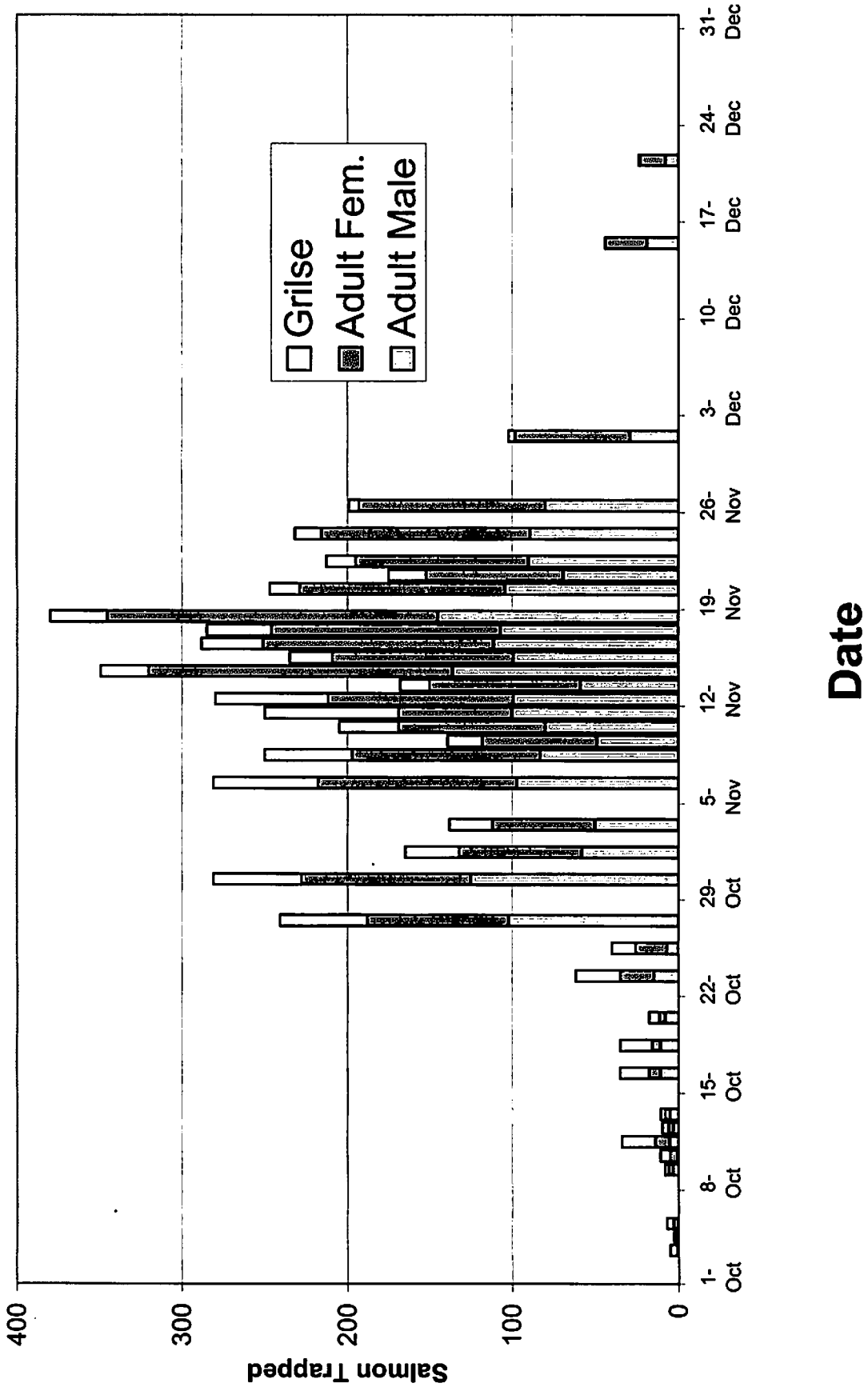
Mokelumne Hatchery Spawning 2001

7.9

R.J.



# 2000-01 Daily Trapping



P.S

## DEPARTMENT OF FISH AND GAME

Mokelumne River Fish Hatchery

Weekly Anadromous Fish Counts 2000-01

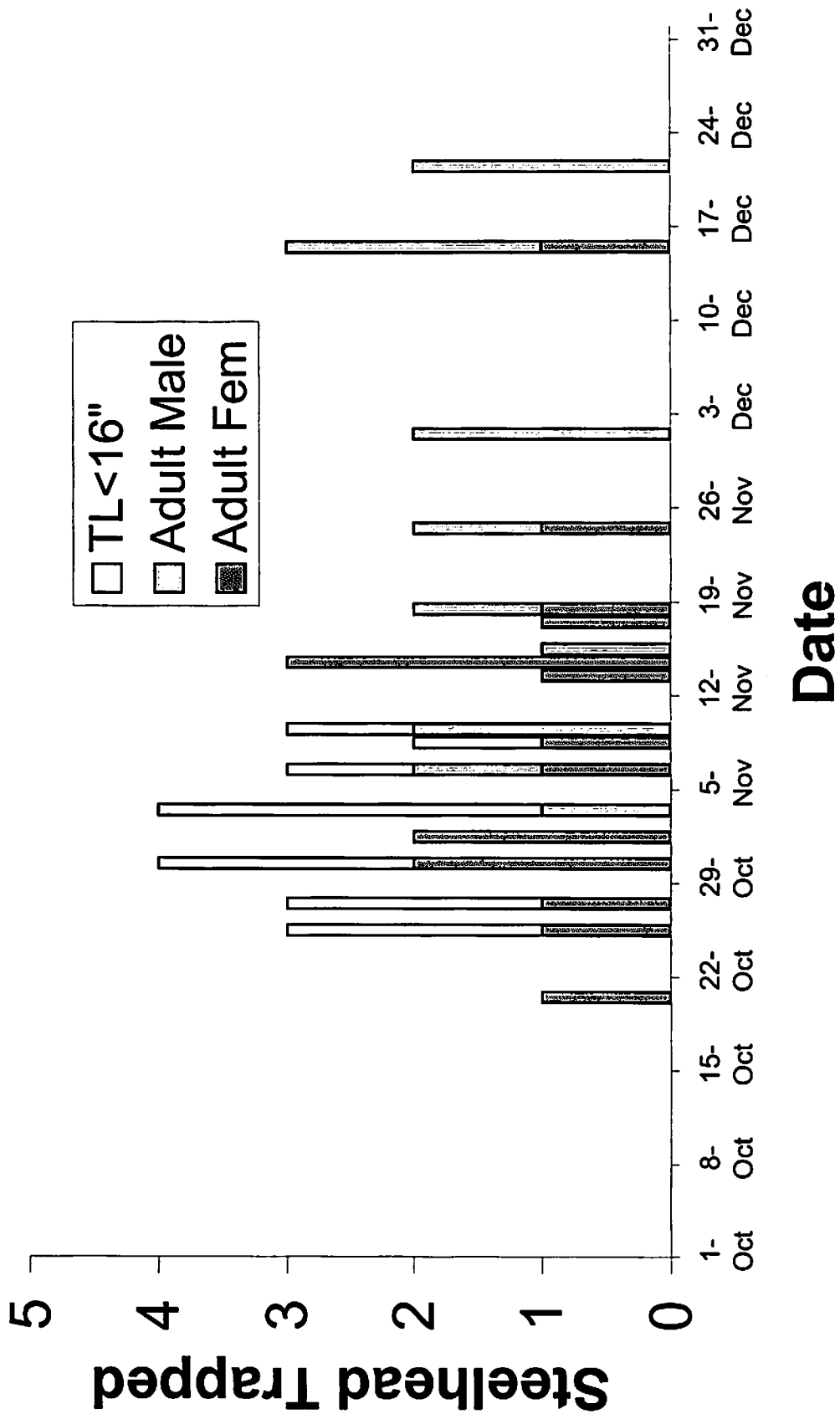
Trapped on		STEELHEAD				Cumulative Totals					Spawning	Cumulative
Day	Date	Adult Male	Adult Fem	Adult total	<16" TL	Adult Male	Adult Fem	Adult total	<16" TL	Sum	Fem spawned	egg total
	10/20/00	0	1	1	0	0	1	1	0	1		0
	10/25/00	0	1	1	2	0	2	2	2	4		0
	10/27/00	0	1	1	2	0	3	3	4	7		0
	10/30/00	0	2	2	2	0	5	5	6	11		0
	11/1/00	0	2	2	0	0	7	7	6	13		0
	11/3/00	1	0	1	3	1	7	8	9	17		0
	11/6/00	1	1	2	1	2	8	10	10	20		0
	11/8/00	0	1	1	1	2	9	11	11	22		0
	11/9/00	2	0	2	1	4	9	13	12	25		0
	11/13/00	0	1	1	0	4	10	14	12	26		0
	11/14/00	0	3	3	0	4	13	17	12	29		0
	11/15/00	1	0	1	0	5	13	18	12	30		0
	11/17/00	0	1	1	0	5	14	19	12	31		0
	11/18/00	1	1	2	0	6	15	21	12	33		0
	11/24/00	1	1	2	0	7	16	23	12	35		0
	12/1/00	2	0	2	0	9	16	25	12	37		0
	12/15/00	2	1	3	0	11	17	28	12	40		0
	12/21/00	2	0	2	0	13	17	30	12	42		0
	1/2/01	1	0	1	0	14	17	31	12	43		0

\*\* All steelhead trapped were marked (caudal fin punch) and returned to the river to ripen.

\*\*\* 15 of 68 steelhead trapped were marked with an adipose clip.

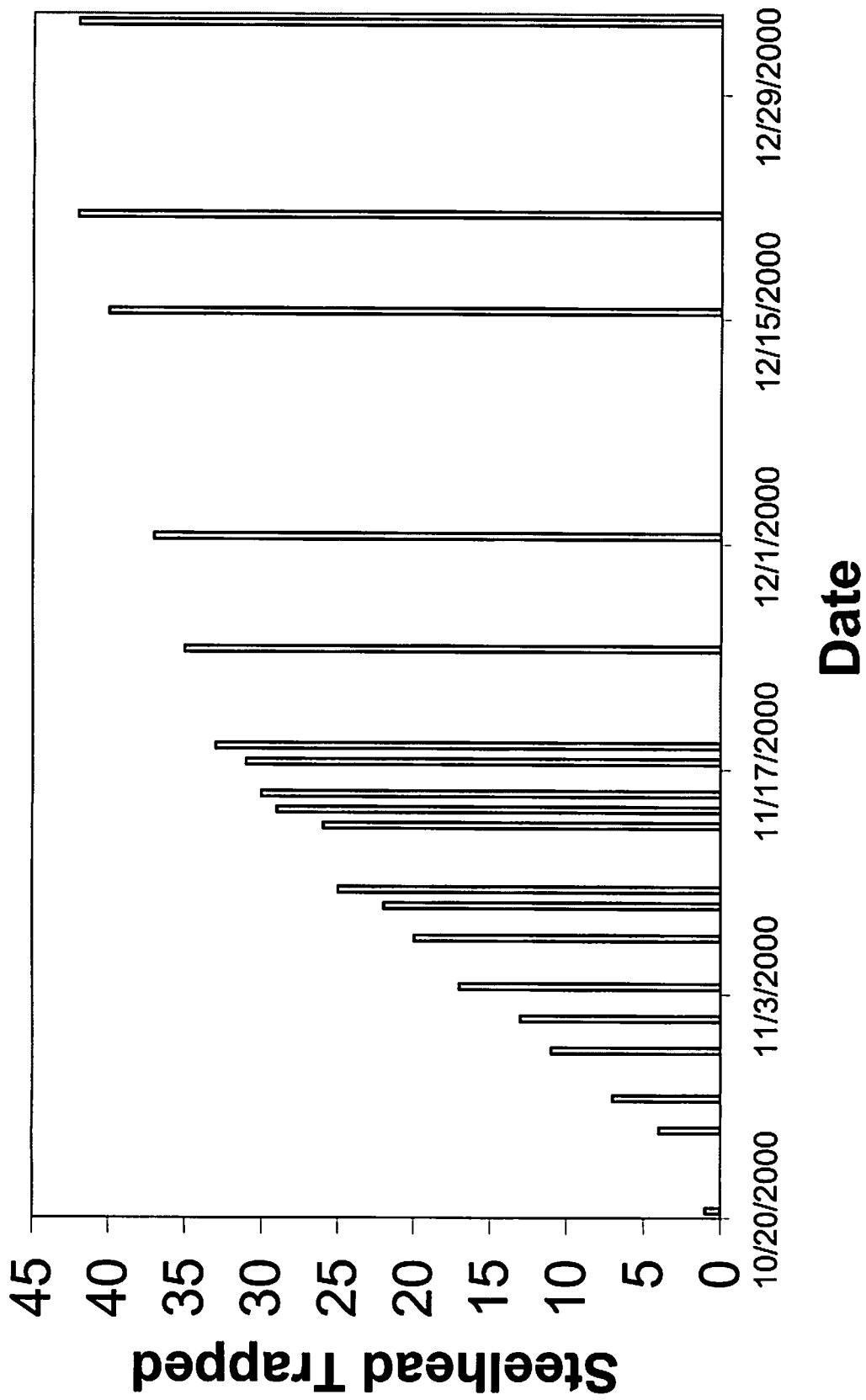
Highlighted areas denote missing, or potentially erroneous data

# 2000-01 Steelhead Returns





# 2000-01 Cumulative Hatchery Returns



P. 8