

REF 90630

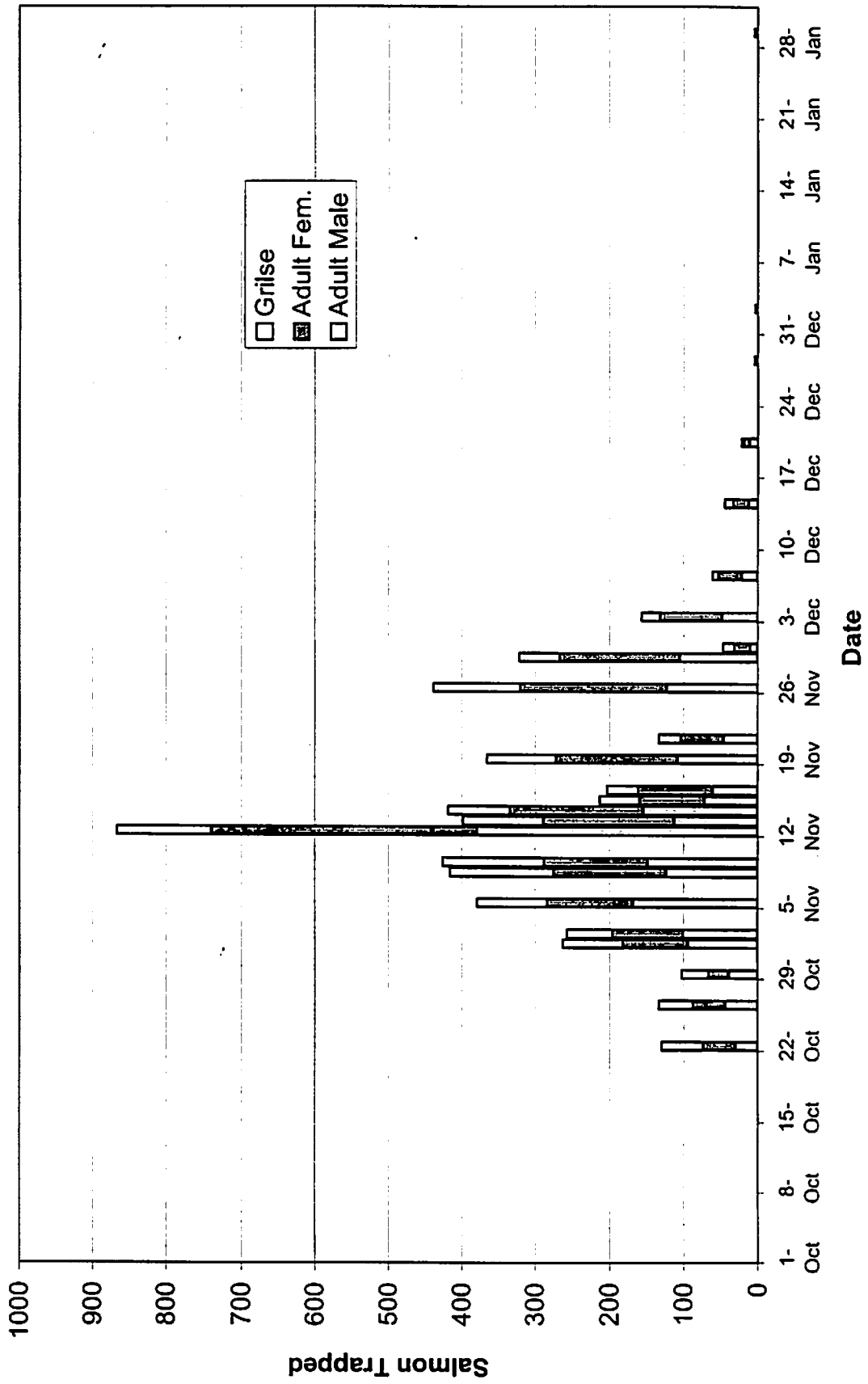
DEPARTMENT OF FISH AND GAME
 Mokelumne River Fish Hatchery
 Weekly Anadromous Fish Counts 2001-02

Date	TRAPPING CHINOOK				Cumulative Totals					Adults & Juv.
	Adult Male	Adult Fem.	Adult Total	Grilse	Adult Male	Adult Fem.	Adult Total	Grilse	Sum	Cumulative Egg Total
10/22/2001	30	44	74	56	30	44	74	56	130	0
10/26/2001	44	44	88	46	74	88	162	102	264	111000
10/29/2001	39	28	67	36	113	116	229	138	367	111000
11/1/2001	94	88	182	80	207	204	411	218	629	111000
11/2/2001	101	95	196	61	308	299	607	279	886	523780
11/5/2001	169	115	284	94	477	414	891	373	1264	523780
11/8/2001	124	151	275	141	601	565	1166	514	1680	523780
11/9/2001	149	139	288	138	750	704	1454	652	2106	5276555
11/12/2001	378	362	740	127	1128	1066	2194	779	2973	5276555
11/13/2001	113	176	289	109	1241	1242	2483	888	3371	5276555
11/14/2001	155	179	334	84	1396	1421	2817	972	3789	5276555
11/15/2001	72	88	160	53	1468	1509	2977	1025	4002	5276555
11/16/2001	61	101	162	41	1529	1610	3139	1066	4205	5276555
11/19/2001	108	164	272	93	1637	1774	3411	1159	4570	5276555
11/21/2001	46	58	104	30	1683	1832	3515	1189	4704	7077435
11/26/2001	123	197	320	118	1806	2029	3835	1307	5142	7077435
11/29/2001	105	162	267	54	1911	2191	4102	1361	5463	7077435
11/30/2001	10	22	32	15	1921	2213	4134	1376	5510	9030245
12/3/2001	48	84	132	25	1969	2297	4266	1401	5667	9030245
12/7/2001	21	32	53	8	1990	2329	4319	1409	5728	9723645
12/14/2001	12	21	33	12	2002	2350	4352	1421	5773	9814845
12/20/2001	11	8	19	3	2013	2358	4371	1424	5795	9854155
12/28/2001	2	0	2	3	2015	2358	4373	1427	5800	9854155
1/2/2002	3	1	4	0	2018	2359	4377	1427	5804	9854155
1/29/2002	3	2	5	0	2021	2361	4382	1427	5809	9854155

Compiled by Steve Boyd

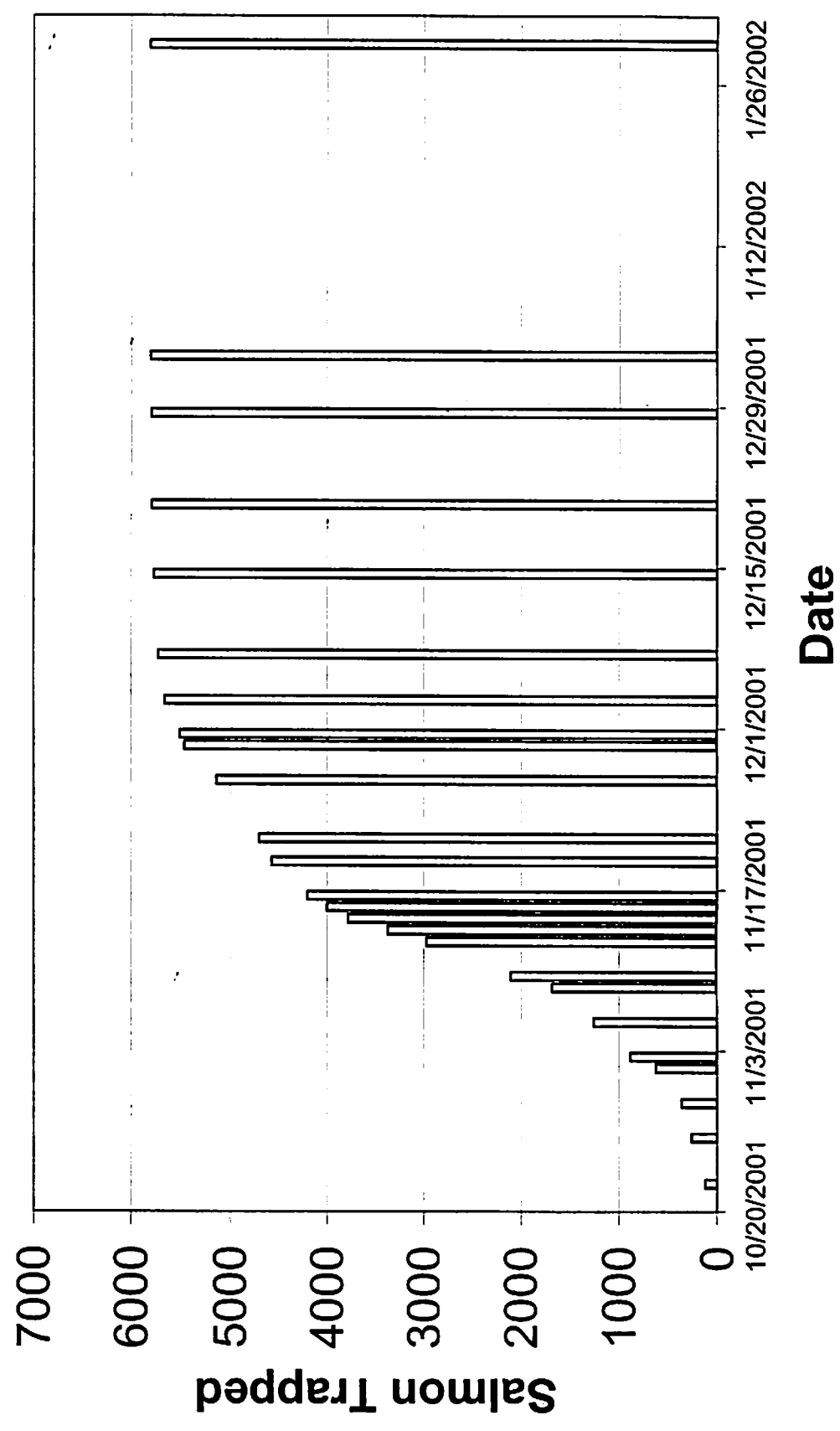
Fisheries Biologist for the East Bay Municipal Utilities District

2001 Daily Hatchery Returns

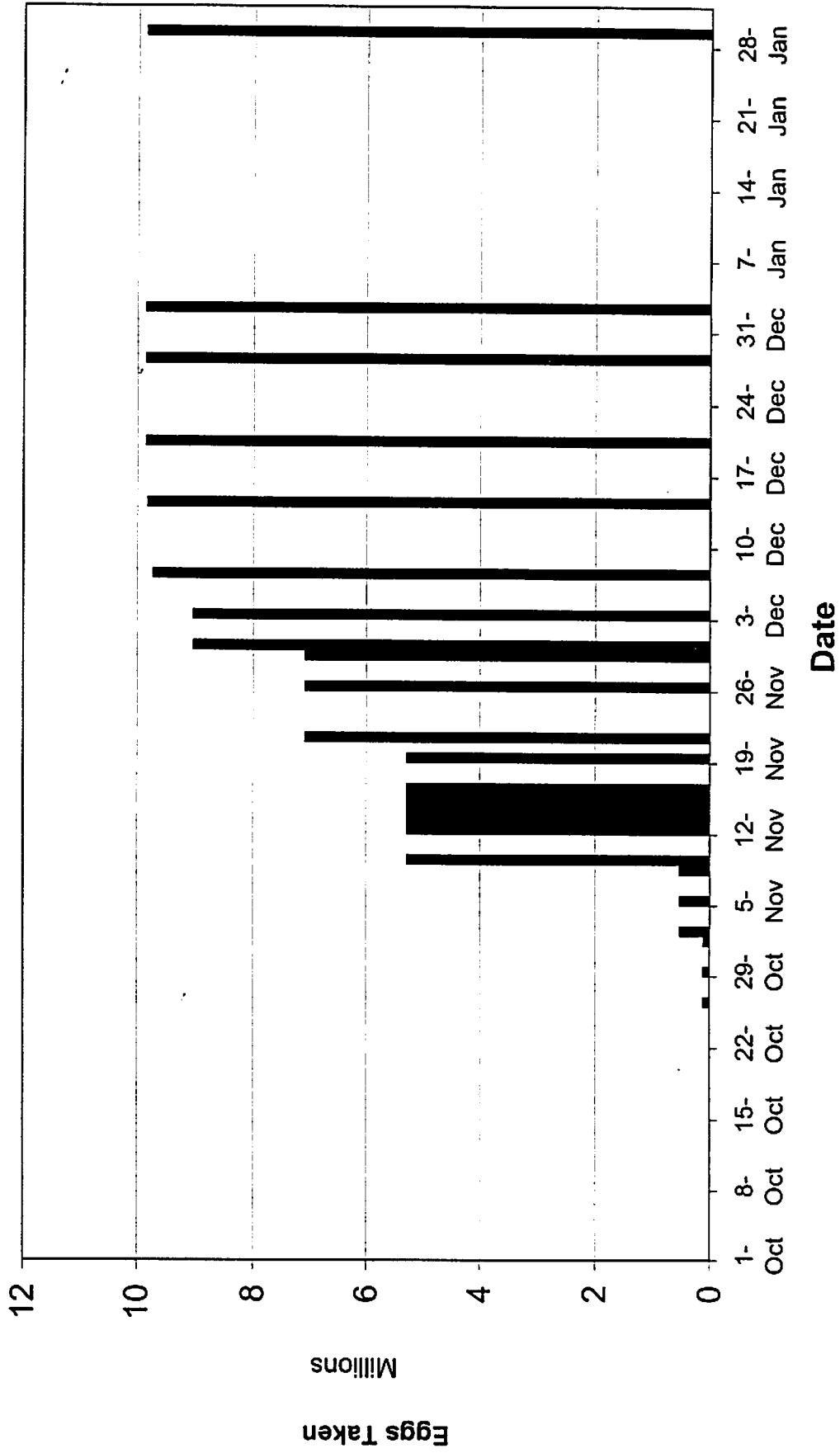


Chinook

Cumulative Hatchery Returns



Cumulative Egg Take Mokolumne River Hatchery 2001 Chinook



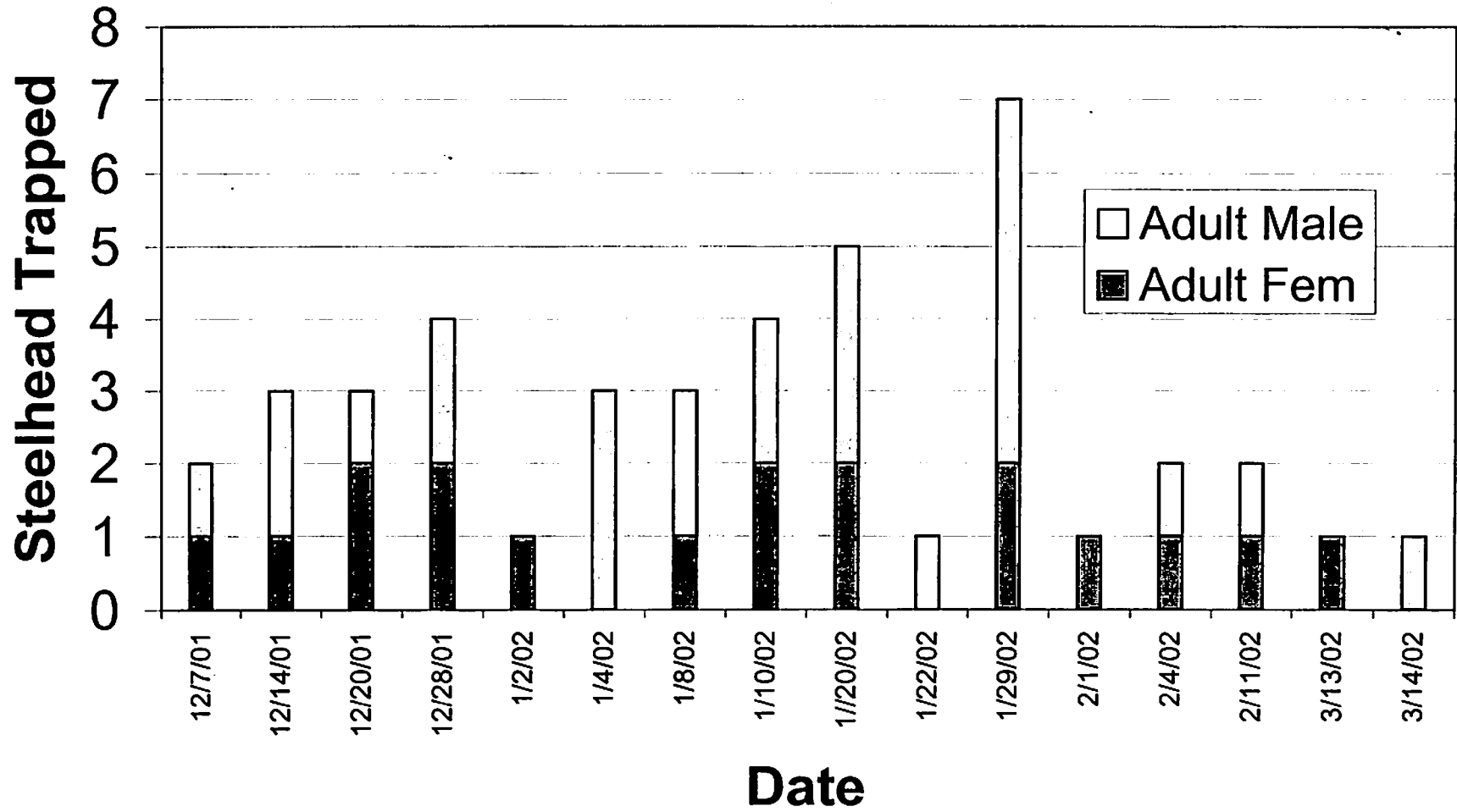
DEPARTMENT OF FISH AND GAME

Mokelumne River Fish Hatchery

Weekly Anadromous Fish Counts 2001-02

Trapped on Day	Date	STEELHEAD				Cumulative Totals					(oz) no. eggs	Cumulative egg total
		Adult Male	Adult Fem	Adult total	1/2 lbs	Adult Male	Adult Fem	Adult total	1/2 lbs	Sum		
Fri	12/7/01	1	1	2		1	1	2	0	2	0	0
Fri	12/14/01	2	1	3		3	2	5	0	5	0	0
Thur	12/20/01	1	2	3		4	4	8	0	8	0	0
Fri	12/28/01	2	2	4		6	6	12	0	12	11000	11000
Wed	1/2/02	0	1	1		6	7	13	0	13	0	11000
Fri	1/4/02	3	0	3		9	7	16	0	16	0	11000
Tue	1/8/02	2	1	3		11	8	19	0	19	0	11000
Thur	1/10/02	2	2	4		13	10	23	0	23	24814	35814
Sun	1/20/02	3	2	5		16	12	28	0	28	0	35814
Tue	1/22/02	1	0	1		17	12	29	0	29	13945	49759
Tue	1/29/02	5	2	7		22	14	36	0	36	0	49759
Fri	2/1/02	0	1	1		22	15	37	0	37	3600	53359
Mon	2/4/02	1	1	2		23	16	39	0	39	0	53359
Mon	2/11/02	1	1	2		24	17	41	0	41	0	53359
Wed	3/13/02	0	1	1		24	18	42	0	42	0	53359
Thur	3/14/02	1	0	1		25	18	43	0	43	0	53359
	3/?/02										9560	62919

2001-02 Steelhead Returns



Cumulative Hatchery Returns

