



















2010/2011 Waterfowl Reservation Drawing Statistics

	Applications	Reservations	% Drawn	Odds*
Ash Creek	271	25	9.23%	1 in 10.8
Bear Creek	8,295	601	7.25%	1 in 13.8
Butte Valley	208	8	3.85%	1 in 26.0
Colusa	50,954	1,305	2.56%	1 in 39.0
Colusa Disabled Site 	2,411	87	3.61%	1 in 27.7
China Island	2,293	694	30.27%	1 in 3.3
Delevan	86,081	1,775	2.06%	1 in 48.5
Delevan Disabled Site 	3,139	126	4.01%	1 in 24.9
Freitas Boat North	1,732	645	37.24%	1 in 2.7
Freitas Boat South	1,805	646	35.79%	1 in 2.8
Gadwall Unit	9,503	540	5.68%	1 in 17.6
Gadwall Unit Disabled Site 	483	43	8.90%	1 in 11.2
Gray Lodge	20,881	6,265	30.00%	1 in 3.3
Gray Lodge Disabled Site 	2,213	174	7.86%	1 in 12.7
Grizzly Island	8,971	7,185	80.09%	1 in 1.2
Grizzly Island Disabled Site 	217	43	19.82%	1 in 5.0
Honey Lake, Dakin	391	62	15.86%	1 in 6.3
Honey Lake, Fleming	379	62	16.36%	1 in 6.1
Howard Slough	29,671	950	3.20%	1 in 31.2
Howard Slough Disabled Site 	791	86	10.87%	1 in 9.2
Joice Island	5,663	180	3.18%	1 in 31.5
Kern	24,727	780	3.15%	1 in 31.7
Kern Disabled Site 	585	29	4.96%	1 in 20.2
Kesterson	19,191	1,080	5.63%	1 in 17.8
Kesterson Disabled Site 	349	43	12.32%	1 in 8.1
Little Dry Creek	95,701	1,200	1.25%	1 in 79.8
Little Dry Creek Disabled Site 	2,720	131	4.82%	1 in 20.8
Llano Seco	12,214	830	6.80%	1 in 14.7
Los Banos	21,642	3,731	17.24%	1 in 5.8
Los Banos Disabled Site 	387	86	22.22%	1 in 4.5
Mendota	18,262	11,730	64.23%	1 in 1.6
Mendota Disabled Site 	482	292	60.58%	1 in 1.7
Merced	22,233	455	2.05%	1 in 48.9
Merced Disabled Site 	263	28	10.65%	1 in 9.4
Sacramento	83,871	2,482	2.96%	1 in 33.8
Sacramento Disabled Site 	2,586	127	4.91%	1 in 20.4
Salt Slough	7,811	1,318	16.87%	1 in 5.9
Salt Slough Disabled Site 	139	43	30.94%	1 in 3.2
San Jacinto	28,358	1,450	5.11%	1 in 19.6
San Jacinto Disabled Site 	994	57	5.73%	1 in 17.4
San Luis	15,972	2,377	14.88%	1 in 6.7
Shasta Valley	691	76	11.00%	1 in 9.1
Sutter	30,332	673	2.22%	1 in 45.1
Sutter Disabled Site 	1,372	43	3.13%	1 in 31.9
Volta	7,159	3,233	45.16%	1 in 2.2
Willow Creek	220	15	6.82%	1 in 14.7
Wister	41,944	4,426	10.55%	1 in 9.5
Wister Disabled Site 	1,331	174	13.07%	1 in 7.6
Yolo Bypass	30,512	1,125	3.69%	1 in 27.1
Yolo Bypass Disabled Site 	741	45	6.07%	1 in 16.5
Total	709,141	59,581	8.40%	1 in 11.9

* Odds for all hunt days combined. Reservations for Saturday hunts are generally more difficult to obtain. Reservations for Wednesday and Sunday hunts are generally easier to obtain.