


Be Bear Aware

*Getting Along
with
BEARS*

Some tips
for Kids



We all know the "friendly" bears...



BUT...
Real BEARS can be DANGEROUS!



They have sharp parts!

What bears are like.


Answers on Page 23.

Bears have
Good _____.
They do
see well.

Bears have a
keen sense
of _____.
Their _____
are very
sensitive.

Bears have
small _____,
but their
hearing is
very good.

Bears have
powerful
_____. Some
bears can run
as fast as a
_____.



Bears
have
short,
stubby
_____.

Bears have
strong jaws
and sharp
_____.

Bears have long,
sharp _____,
which are good
for _____
and scratching.

***USE THESE WORDS TO FILL IN
THE BLANKS:***


claws
teeth

noses
tails

digging
eyes
horse

smell
ears
legs

What bears like to do.



When you go to the mountains and forests, you are in bear country.

Can you find ten bears hidden in this picture?

Answers on Page 23.



Do not be afraid in bear country, but be careful and alert.

Bears usually try to avoid people, so it is hard to see them.

How to be BEAR AWARE

TIPS

1. Never get close to bears.
2. Make noise to keep bears away.
3. Hike and explore in open areas.
4. Dogs and bears don't mix.
5. Keep your camp clean.
6. Stay calm if you meet a bear. Make any movements slowly.
7. Report any bear you see.
8. Learn more about bears.

Let's go see how these tips will help you.





TIP 1. NEVER get close to bears.
This also means never feed bears.



It is dangerous.
Once bears find food, they often return for more.
And people food is bad for bears.

TIP 1. Also means –
Stay away from bear cubs!


Mother bears get angry if you come near.



If you are lucky,
you might see a
bear. Watch from
a distance.
You will be safe,
and the bear
will appreciate
it, too.

Can you find the shortest way to the lake without getting too close to a bear?

Answers on Page 23.




START - Keep at least one line between you and any bear.

TIP 2. Make noise as you go,
so bears can tell you are coming.



Talk. Whistle. Sing. Wear bells, cans, or
other noisemakers. If a bear knows
people are near, it will usually go away.


TIP 3. Hike and explore in open areas. It is easier to avoid bears, and for bears to avoid you.



ALWAYS-


- Obey bear warning and trail closure signs.
- Hike with at least one other person.
- Tell an adult where you are going.
- Be careful near berry bushes. (Bears like berries).
- Do not go near dead animals. (Bears like them, too).

TIP 4. Bears and dogs don't mix.
Dogs can easily disturb bears.



Dogs are discouraged in all bear country.
They are even prohibited in some areas.
It is safest to leave your pets at home.

TIP 5. Keep your camp clean.



Keep food high off the ground, and away from your camp.

10 FEET ABOVE GROUND.

Wash your hands and face after eating.

Keep food out of your tent. Bears are attracted by food smells.

Burn trash and garbage if you can. Never bury it.

Clean your dishes when you have finished eating.

Cook your food away from where you sleep. Do not sleep in cooking clothes.

REMEMBER- bears love to eat. If you keep a clean camp, bears will not be attracted by food smells.

These people are not good campers. Can you tell why the bears were attracted to this camp?



Answers on Page 23.

TIP 6. If you meet a bear, stay calm.

Could this surprise have been avoided? How?



DO NOT TURN AND RUN.
If you do, the bear might chase you.

The bear may come closer to get a better look at you **or want to smell you.**

The bear may stand up or walk around you to get your scent. Help the bear figure out what you are. Talk in a normal voice and wave your arms slowly.

Don't be afraid, Mister Bear...
We won't hurt you...



The bear might answer in bear talk – huffing, snorting or growling. Do not shout or holler back.


Slowly back away from the bear, and leave.
Always face the bear. Keep talking.



Some of our
best friends
are bears

REMEMBER-Do not turn and run.
If you run, the bear might chase you.

If the bear gets really close, speak softly. Try not to show fear. Do not approach a female and her cubs.



If a black bear attacks you, use sticks, bear pepper spray, rocks or other objects to fight back.

TIP 7. Report any bear you see, even if it is much later.



You might prevent someone from getting hurt.


TIP 8. Learn more about bears.

Bears are very smart and very interesting animals. Learn more about bears.

You will come to admire them, respect them, get along with them and help save them for others to enjoy.


Here are some suggestions:

- Contact the people at the agencies listed on the back cover.
- Stop at agency visitor centers and information displays.
- Visit the public library in your town, or the library in your school for books, records and videotapes about bears.
- Look in bookstores for books about bears.
- Ask your parents and your teachers to help you learn about bears.



Check out www.tahoewildbears.org and www.keepmewild.org

Mark dangerous actions with a **D**.
 Mark actions done right with an **R**.



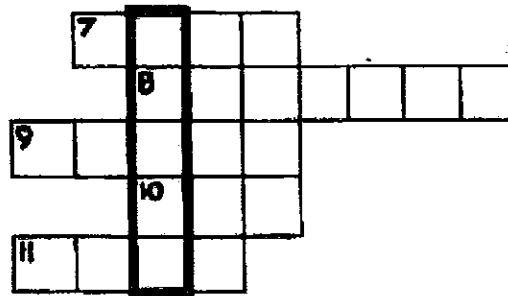
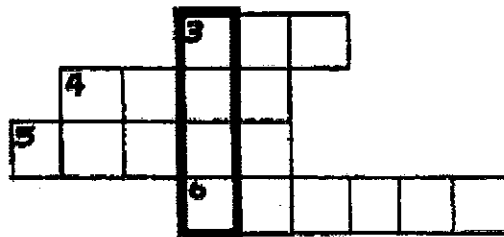
Answers on Page 23.

Fill in the missing words in the tips below.

1. Mother bears don't like you to get close to their _____. (p.8)
2. Never get _____ to any bear. (p.7)
3. People food is ____ for bears. (p.7)
4. Never _____ any bear. (p.7)
5. Keep your camp _____. (p.13)
6. _____ any bear you see. (p.19)
7. If you meet a bear by surprise, stay _____. (p.15)
8. When you hike, talk, _____, sing, and make noise. (p.10)
9. _____ more about bears. (p.20)
10. If you meet a bear, do not turn and _____. (p.15)
11. Hike and explore in _____ areas. (p.11)

Take the words you found above, and put them in these spaces. Use the numbers to guide you.

Now read down the darker boxes for a hidden message.




Answers on Page 23.

Answers to puzzles and games.

Page 3. Bears have good eyes. They do see well.
 Bears have small ears, but their hearing is very good.
 Bears have powerful legs. Some bears can run as fast as a horse.
 Bears have short, stubby tails.
 Bears have long, sharp claws, good for digging and scratching.
 Bears have strong jaws and sharp teeth.
 Bears have a keen sense of smell. Their noses are very sensitive.

Page 5. Bear in cloud at upper right. Bear outline in snowcap on mountain in top middle. Bear shape in trees at upper left. Bear head at end of trail at upper right. Bear in tree, middle right. Bear in bush at left of trail. Bear head in bush at right of trail. Bear head rock at lower right. Bear head behind girl's ear. Bear head on boy's pack.

Page 9.



Page 14. Food left outside in cooler. Dirty dishes and food scraps left on table. Grill not clean. Food was cooked and eaten right beside sleeping area.

Page 15. The hikers should have been making more noise by talking, singing, whistling or wearing bells or cans. If the bear had heard the hikers coming, it would probably have left.

Page 20.

CUBS
CLOSE

BAD
FEED
CLEAN
REPORT

CALM
WHISTLE
LEARN
RUN
OPEN

Message: "Be Bear Aware"

Page 21. 1. R Making noise when hiking.
 2. D Hiking away from open area
 3. R Hiking into open country
 4. D Not careful near berries
 5. D Turning and running
 6. D Hiking alone
 7. R Staying away from bear
 8. R Keeping food high in tree
 9. R Cooking away from tent
 10. D Feeding bear

Please share this book with a
friend.

Reprinted with permission from the Colorado
Division of Wildlife
6060 Broadway
Denver, CO 80216
(303) 297-1192

Produced by:

California Department of Fish and Game
Nevada Department of Wildlife
US Forest Service, Lake Tahoe Basin Unit

We wish to credit the Alaska Department of Fish and Game and the Yukon Department of Renewable Resources, whose pamphlets, "The Bears and You" and "Be Bear Aware" provided many of the ideas for this publication.