
















2002 Reservation Drawing Statistics

	Applications*	Reservations	% Drawn	Odds**
Ash Creek	371	55	14.82%	1 in 6.7
Baldwin Lake	57	35	61.40%	1 in 1.6
Butte Valley	326	20	6.13%	1 in 16.3
Colusa	38,764	1,816	4.68%	1 in 21.3
China Island	1,204	590	49.00%	1 in 2.0
Delevan	76,810	1,737	2.26%	1 in 44.2
Delevan Disabled Site 	1,378	120	8.71%	1 in 11.5
Freitas Boat North	3,010	499	16.58%	1 in 6.0
Freitas Boat South	3,648	499	13.68%	1 in 7.3
Gadwall Unit	2,709	572	21.11%	1 in 4.7
Gadwall Unit Disabled Site 	9	8	88.89%	1 in 1.1
Gray Lodge	37,478	8,095	21.60%	1 in 4.6
Gray Lodge Disabled Site 	1,335	163	12.21%	1 in 8.2
Grizzly Island	9,646	7,032	72.90%	1 in 1.4
Grizzly Island Disabled Site 	90	29	32.22%	1 in 3.1
Honey Lake, Dakin	323	80	24.77%	1 in 4.0
Honey Lake, Fleming	305	45	14.75%	1 in 6.8
Howard Slough	12,954	850	6.56%	1 in 15.2
Howard Slough Disabled Site 	259	34	13.13%	1 in 7.6
Joice Island	7,838	180	2.30%	1 in 43.5
Kern	15,977	885	5.54%	1 in 18.1
Kern Disabled Hunting Site 	146	23	15.75%	1 in 6.3
Kesterson	18,318	1,044	5.70%	1 in 17.5
Little Dry Creek	85,088	1,470	1.73%	1 in 57.9
Little Dry Creek Disabled Site 	1,036	117	11.29%	1 in 8.9
Los Banos	14,811	3,042	20.54%	1 in 4.9
Los Banos Disabled Site 	74	56	75.68%	1 in 1.3
Mendota	20,243	11,616	57.38%	1 in 1.7
Mendota Disabled Site 	264	142	53.79%	1 in 1.9
Merced	14,759	330	2.24%	1 in 44.7
Merced Disabled Site 	119	21	17.65%	1 in 5.7
Sacramento	79,218	2,497	3.15%	1 in 31.7
Sacramento Disabled Site 	1,230	119	9.67%	1 in 10.3
Salt Slough	5,823	1,447	24.85%	1 in 4.0
Salt Slough Disabled Site 	23	13	56.52%	1 in 1.8
San Jacinto	14,624	1,085	7.42%	1 in 13.5
San Jacinto Disabled Site 	82	46	56.10%	1 in 1.8
San Luis	15,362	2,234	14.54%	1 in 6.9
Shasta Valley	693	90	12.99%	1 in 7.7
Sutter	28,642	995	3.47%	1 in 28.7
Volta	4,002	1,908	47.68%	1 in 2.1
West Bear Creek	5,086	430	8.45%	1 in 11.8
Willow Creek	274	15	5.47%	1 in 18.3
Wister	36,499	4,082	11.18%	1 in 8.9
Wister Disabled Hunting Site 	258	141	54.65%	1 in 1.8
Yolo Bypass	6,906	811	11.74%	1 in 8.5
Yolo Bypass Disabled Site 	152	40	26.32%	1 in 3.8
Total*	568,223	57,158	10.06%	1 in 9.9

* Total excludes 19,890 hunt choices that were cancelled or disqualified.

** Odds for all hunt days combined. Reservations for Saturday hunts are generally more difficult to obtain. Reservations for Wednesday and Sunday hunts are generally easier to obtain.