



















## 2009/2010 Waterfowl Reservation Drawing Statistics

	Applications	Reservations	% Drawn	Odds*
Ash Creek	341	10	2.93%	1 in 34.1
Bear Creek	8,006	672	8.39%	1 in 11.9
Butte Valley	238	10	4.20%	1 in 23.8
Colusa	50,665	1,334	2.63%	1 in 38.0
Colusa Disabled Site 	2,245	88	3.92%	1 in 25.5
China Island	2,224	706	31.74%	1 in 3.2
Delevan	93,188	1,815	1.95%	1 in 51.3
Delevan Disabled Site 	3,181	129	4.06%	1 in 24.7
Freitas Boat North	1,657	660	39.83%	1 in 2.5
Freitas Boat South	1,543	660	42.77%	1 in 2.3
Gadwall Unit	9,436	552	5.85%	1 in 17.1
Gadwall Unit Disabled Site 	556	44	7.91%	1 in 12.6
Gray Lodge	22,064	7,754	35.14%	1 in 2.8
Gray Lodge Disabled Site 	2,670	178	6.67%	1 in 15.0
Grizzly Island	10,126	7,698	76.02%	1 in 1.3
Grizzly Island Disabled Site 	302	44	14.57%	1 in 6.9
Honey Lake, Dakin	468	62	13.25%	1 in 7.5
Honey Lake, Fleming	461	62	13.45%	1 in 7.4
Howard Slough	24,675	1,055	4.28%	1 in 23.4
Howard Slough Disabled Site 	794	44	5.54%	1 in 18.0
Joice Island	6,046	180	2.98%	1 in 33.6
Kern	25,332	801	3.16%	1 in 31.6
Kern Disabled Site 	464	30	6.47%	1 in 15.5
Kesterson	18,017	1,282	7.12%	1 in 14.1
Kesterson Disabled Site 	236	44	18.64%	1 in 5.4
Little Dry Creek	102,613	1,533	1.49%	1 in 66.9
Little Dry Creek Disabled Site 	2,391	127	5.31%	1 in 18.8
Llano Seco	12,286	968	7.88%	1 in 12.7
Los Banos	22,458	3,686	16.41%	1 in 6.1
Los Banos Disabled Site 	497	88	17.71%	1 in 5.6
Mendota	19,619	12,241	62.39%	1 in 1.6
Mendota Disabled Site 	480	299	62.29%	1 in 1.6
Merced	23,886	494	2.07%	1 in 48.4
Merced Disabled Site 	235	29	12.34%	1 in 8.1
Sacramento	88,494	2,748	3.11%	1 in 32.2
Sacramento Disabled Site 	2,531	129	5.10%	1 in 19.6
Salt Slough	8,943	1,342	15.01%	1 in 6.7
Salt Slough Disabled Site 	214	44	20.56%	1 in 4.9
San Jacinto	27,812	1,606	5.77%	1 in 17.3
San Jacinto Disabled Site 	905	58	6.41%	1 in 15.6
San Luis	15,697	2,585	16.47%	1 in 6.1
Shasta Valley	734	80	10.90%	1 in 9.2
Stone Lakes	3,390	165	4.87%	1 in 20.5
Sutter	33,626	750	2.23%	1 in 44.8
Sutter Disabled Site 	204	28	13.73%	1 in 7.3
Volta	7,622	3,309	43.41%	1 in 2.3
Willow Creek	252	14	5.56%	1 in 18.0
Wister	45,066	4,529	10.05%	1 in 10.0
Wister Disabled Site 	1,297	176	13.57%	1 in 7.4
Yolo Bypass	30,196	1,108	3.67%	1 in 27.3
Yolo Bypass Disabled Site 	762	44	5.77%	1 in 17.3
<b>Total</b>	<b>737,145</b>	<b>64,094</b>	<b>8.69%</b>	<b>1 in 11.5</b>

\* Odds for all hunt days combined. Reservations for Saturday hunts are generally more difficult to obtain. Reservations for Wednesday and Sunday hunts are generally easier to obtain.