



















2013/2014 Waterfowl Reservation Drawing Statistics

| | Applications | Reservations | % Drawn | Odds* |
|--|----------------|---------------|--------------|------------------|
| Ash Creek | 526 | 5 | 0.95% | 1 in 105.2 |
| Bear Creek | 9,553 | 330 | 3.45% | 1 in 28.9 |
| Butte Valley | 430 | 6 | 1.40% | 1 in 71.7 |
| China Island | 2,833 | 585 | 20.65% | 1 in 4.8 |
| Colusa | 63,575 | 945 | 1.49% | 1 in 67.3 |
| Colusa Disabled Site  | 3,019 | 87 | 2.88% | 1 in 34.7 |
| Delevan | 100,419 | 1,722 | 1.71% | 1 in 58.3 |
| Delevan Disabled Site  | 4,072 | 129 | 3.17% | 1 in 31.6 |
| Freitas Boat North | 1,493 | 638 | 42.73% | 1 in 2.3 |
| Freitas Boat South | 894 | 469 | 52.46% | 1 in 1.9 |
| Gadwall Unit | 12,439 | 584 | 4.69% | 1 in 21.3 |
| Gadwall Unit Disabled Site  | 390 | 43 | 11.03% | 1 in 9.1 |
| Gray Lodge | 30,134 | 5,485 | 18.20% | 1 in 5.5 |
| Gray Lodge Disabled Site  | 3,137 | 175 | 5.58% | 1 in 17.9 |
| Grizzly Island | 12,299 | 8,465 | 68.83% | 1 in 1.5 |
| Grizzly Island Disabled Site  | 336 | 43 | 12.80% | 1 in 7.8 |
| Honey Lake, Dakin | 713 | 52 | 7.29% | 1 in 13.7 |
| Honey Lake, Fleming | 712 | 50 | 7.02% | 1 in 14.2 |
| Howard Slough | 44,808 | 666 | 4.00% | 1 in 25.0 |
| Howard Slough Disabled Site  | 1,075 | 43 | 1.49% | 1 in 67.3 |
| Joice Island | 7,775 | 180 | 2.32% | 1 in 43.2 |
| Kern | 25,595 | 448 | 1.75% | 1 in 57.1 |
| Kern Disabled Site  | 345 | 29 | 8.41% | 1 in 11.9 |
| Kesterson | 21,729 | 990 | 4.56% | 1 in 21.9 |
| Kesterson Disabled Site  | 386 | 44 | 11.40% | 1 in 8.8 |
| Little Dry Creek | 109,646 | 1,115 | 1.02% | 1 in 98.3 |
| Little Dry Creek Disabled Site  | 3,476 | 132 | 3.80% | 1 in 26.3 |
| Llano Seco | 21,263 | 531 | 2.50% | 1 in 40.0 |
| Los Banos | 27,737 | 3,779 | 13.62% | 1 in 7.3 |
| Los Banos Disabled Site  | 577 | 86 | 14.90% | 1 in 6.7 |
| Mendota | 22,022 | 12,276 | 55.74% | 1 in 1.8 |
| Mendota Disabled Site  | 467 | 289 | 61.88% | 1 in 1.6 |
| Merced | 23,797 | 453 | 1.90% | 1 in 52.5 |
| Merced Disabled Site  | 326 | 28 | 8.59% | 1 in 11.6 |
| Sacramento | 100,447 | 2,587 | 2.58% | 1 in 38.8 |
| Sacramento Disabled Site  | 3,216 | 127 | 3.95% | 1 in 25.3 |
| Salt Slough | 9,110 | 1,049 | 11.51% | 1 in 8.7 |
| Salt Slough Disabled Site  | 307 | 43 | 14.01% | 1 in 7.1 |
| San Jacinto | 36,831 | 1,450 | 3.94% | 1 in 25.4 |
| San Jacinto Disabled Site  | 1,054 | 56 | 5.31% | 1 in 18.8 |
| San Luis | 16,607 | 2,469 | 14.87% | 1 in 6.7 |
| Shasta Valley | 1356 | 85 | 6.27% | 1 in 16.0 |
| Sutter | 38,600 | 501 | 1.30% | 1 in 77.0 |
| Sutter Disabled Site  | 1,836 | 27 | 1.47% | 1 in 68.0 |
| Volta | 10,508 | 3,284 | 31.25% | 1 in 3.2 |
| Willow Creek | 422 | 10 | 2.37% | 1 in 42.2 |
| Wister | 46,560 | 4,500 | 9.66% | 1 in 10.3 |
| Wister Disabled Site  | 1,411 | 172 | 12.19% | 1 in 8.2 |
| Yolo Bypass | 44,463 | 1,125 | 2.53% | 1 in 39.5 |
| Yolo Bypass Disabled Site  | 1,114 | 45 | 4.04% | 1 in 24.8 |
| Total | 871,840 | 58,432 | 6.70% | 1 in 14.9 |

* Odds for all hunt days combined. Reservations for Saturday hunts are generally more difficult to obtain.

Reservations for Wednesday and Sunday hunts are generally easier to obtain.

For more detailed statistics visit the reservation drawing statistics web site at:

www.dfg.ca.gov/licensing/waterfowl/waterfowlstats.html