



State of California - The Resources Agency  
DEPARTMENT OF FISH AND WILDLIFE  
**2017 TINEMAHA TULE ELK HUNTS**  
<https://www.wildlife.ca.gov/Hunting/Elk>



**General Information:** Visit the above website address for specific zone regulations (hunt zone map, description, and harvest success information can also be viewed at this address). All successful tule elk hunters are required to have their tags validated. To have your elk tag validated Monday through Friday, please contact the Department's Bishop Office at (760) 872-1171 or any person listed in Section 708 of the current California Hunting Regulations for Mammals and Furbearers. During the archery hunt elk may be taken only within the **Tinemaha Zone** using archery equipment only, as specified in Section 354. Please refer to the hunt boundary description for the legal boundaries. Please be aware that there were numerous changes to hunt boundaries in the Owens Valley in 2010. This tag is **NOT** valid in the West Tinemaha Zone as in previous years.

For those who have access to a computer and a high speed internet connection, the Department has an interactive mapping program which allows you to zoom in to the 7.5 minute topographical maps. The program website is <https://www.wildlife.ca.gov/Data/GIS/IMAPS>.

**Collars:** Some elk within the hunt area have been fitted with radio collars to provide us with important management information. In the event that you take a collared elk, please contact either Mr. Joe Hobbs at (916) 445-9992 or Mr. Mike Morrison at (760) 872-1171 immediately so we can make arrangements to get the collar. To prevent loss of data, it is important to contact us as soon as possible. In 2015 additional collars were placed on elk and the Department would prefer that those elk not be harvested in order to obtain the most data from the recently placed collars.

**Remember all hunters MUST report to the Department within one week after the close of elk season, REGARDLESS if an elk was taken, either through mailing in the tag or the new online reporting system outlined below.**

The Department offers an internet reporting option for hunters to submit big game tag report card information. **Both successful and unsuccessful** hunters will be able to report their hunt results online via the Department's online license service at <http://www.wildlife.ca.gov/Licensing/Online-Sales> Log on to the Online License Sales and Service, and then click on Harvest Reporting in the top section. Hunters submitting reports online will receive a report confirmation number and will not have to mail in the report card. The Department encourages all hunters (including those who were unsuccessful or who had a tag but did not hunt) to use this new service to meet their respective reporting requirements. Accurate harvest information is a crucial element in developing population estimates and the resulting tag quotas as well as in assessing the performance of current hunt programs and in the development of new opportunities. Online reporting will provide that information in a timelier, more convenient manner.

**Care of Meat:** Conditions during the elk hunting season can be quite warm, even with mild temperatures an improperly handled carcass can lead to **spoilage**. The weather and the steep, rugged terrain within the hunt area make it critical you are prepared to properly care for the meat if you harvest an animal. Elk are large mammals and hold heat, which leads to **spoilage**. Open up the elk as soon as possible including the neck area, hip joints, and shoulders to promote cooling. You should be physically fit and prepared to skin and quarter or de-bone your elk **immediately** after it is tagged. It is encouraged that you debone the meat as soon as possible to prevent the meat from spoiling (bone sour). The meat should be hung in fly proof breathable sacks in the shade until you pack it out (as soon as possible). If you are hunting by yourself, you will need, at minimum, four game sacks (six is better for loose cuts of meat), plenty of rope, a game hoist, a knife, a knife sharpener, and a pack frame. A meat saw or hatchet and a tarp would also likely be helpful. Failure to properly care for or remove all edible portions of a harvested animal can lead to a violation of the Fish and Wildlife Code. Never lay meat directly on

the bed of a truck because the exhaust system heats the bed and can lead to spoilage. It is suggested you place a pad or sleeping bag down to insulate the meat underneath.

**Tooth Collection:** The Department is collecting teeth from animals taken by hunters for age analysis. Successful hunters should follow directions on the tooth envelope (included with this flyer) to remove the two front teeth (and only the two front teeth, please do not send in sections of the jaw) and submit them to the Department. Please do **not** wrap teeth in plastic or foil. The Department will post the age analysis results at <https://www.wildlife.ca.gov/Conservation/Mammals/Elk/Tooth-Age-Data> for hunters that submit teeth from their hunt. The age of your animal can be found by using your GO ID number. Please note that these results may not be available until **December** of the **following** year (2018).

**Outfitters and Guides:** Outfitters and guides offer a variety of services for elk hunters interested in hunting. Many have limited space so be sure to contact them as soon as possible to reserve their services. It is your responsibility to verify any guides you retain have a **current guide license** issued by the Department of Fish and Wildlife. If you plan to hunt on Federal property your guides will also need to be **permitted** with that Federal land agency. Failure to verify the proper licenses required may result in a citation to both the hunter and guide. A list of licensed guides can be obtained online (<https://www.ca.wildlifelicense.com/InternetSales/PublicListSearch/SelectPermitType>).

**Non-lead ammunition information:** On April 9, 2015 the Fish and Game Commission approved regulations which make it unlawful to use, or possess with any firearm capable of firing, any projectile(s) not certified as non-lead when taking all wildlife in any wildlife area or ecological reserve, as described in CCR T14-551, 552, and 630. Refer to Title 14 Section 353 and 354 for legal methods of take.

**CHANGES IN ELK TAG APPLICATION, RETENTION, and EVIDENCE OF SEX: CCR T14-708.11.**  
**Elk License Tags, Application, Distribution and Reporting Procedures.**

**Bold sections were new in 2015**

(A) License tags shall be attached to the antler of an antlered elk immediately after killing. **The license tag shall be kept attached to the antler of an antlered elk and retained for 15 days after the close of the season.**

(B) License tags shall be attached to the ear, leg, or largest portion of meat of antlerless elk immediately after killing. If the head is removed and not retained, evidence of sex in the form of udder or vulva must remain naturally attached. Boned out or quartered animals shall have evidence of sex naturally attached to a portion of the meat. **The license tag shall be kept attached to the ear, leg, or largest portion of meat of an antlerless elk until processed and then shall be retained for 15 days after the close of the season.**

Our goal is to assure that you have a safe and enjoyable hunting experience. If you need information as you plan for your hunt, please contact the Bishop area biologist, Mike Morrison, at (760) 872-1171, or Mr. Joe Hobbs, Elk Program Coordinator, at (916) 445-9992. Thank you for your cooperation. We hope you have a successful hunt. Good luck!



## Title 14, California Code of Regulations (CCR) 2017



### § 364. Elk.

#### (6) Tinemaha General Methods Tule Elk Hunt:

(A) Area: In that portion of Inyo County beginning at the junction of Highway 395 and Highway 168 in the town of Big Pine; north and east along Highway 168 to the junction of the Death Valley Road; south and east along the Death Valley Road to the junction of the Papoose Flat Road; south along the Papoose Flat Road to the southern boundary of Section 2, Township 11S, Range 35E; west along the southern boundaries of sections 2, 3, 4 and 5 to the terminus of the Aberdeen Station Road in Section 5, Township 11S, Range 35E; south and west along the Aberdeen Station Road to Highway 395; north along Highway 395 to the point of beginning.

#### (f) Department Administered Archery Only Elk Hunts:

#### (4) Tinemaha Archery Only Tule Elk Hunt:

(A) Area: The tag shall be valid in the area described in subsection 364(d)(6)(A).

(B) Special Conditions: Elk may be taken with Archery Equipment only as specified in Section 354.

| §  | Hunt                                 | 1. Bull Tags   | 2. Antlerless Tags | 3. Either-Sex Tags | 4. Spike Tags |
|--|--------------------------------------|--|--------------------|--------------------|---------------|
|  |                                      | 5. Season  |                    |                    |               |
| (u) Department Administered General Methods Tule Elk Hunts |                                      |  |                    |                    |               |
| (6)(A)   | Tinemaha<br>Period 2                 | 0  | 0                  |                    |               |
|  |                                      | Shall open on the first Saturday in October and extend for 9 consecutive days.     |                    |                    |               |
| (B)  | Period 3                             | 0  | 0                  |                    |               |
|  |                                      | Shall open on the third Saturday in October and extend for 9 consecutive days.     |                    |                    |               |
| (C)  | Period 4                             | 0  | 0                  |                    |               |
|  |                                      | Shall open on the first Saturday in November and extend for 9 consecutive days.    |                    |                    |               |
| (D)  | Period 5                             | 0  | 0                  |                    |               |
|  |                                      | Shall open on the first Saturday in December and continue for 9 consecutive days.  |                    |                    |               |
| (w) Department Administered Archery Only Hunts             |                                      |  |                    |                    |               |
| (4)(A)   | Tinemaha<br>Archery Only<br>Period 1 | 0  | 0                  |                    |               |
|  |                                      | Shall open on the second Saturday in September and extend for 16 consecutive days. |                    |                    |               |

## Definitions

- (1) Bull elk: Any elk having an antler or antlers at least four inches in length as measured from the top of the skull.
- (2) Spike bull: A bull elk having no more than one point on each antler. An antler point is a projection of the antler at least one inch long and longer than the width of its base.
- (3) Antlerless elk: Any elk, with the exception of spotted calves, with antlers less than four inches in length as measured from the top of the skull.
- (4) Either-sex elk: For the purposes of these regulations, either-sex is defined as bull elk, spike elk, or antlerless elk.

**Method of Take:** Only methods for taking elk as defined in sections 353 and 354 may be used.

### **Tagholder Responsibilities:**

- (1) No tagholder shall take or possess any elk or parts thereof governed by the regulations except herein provided.
- (2) The department reserves the right to use any part of the tagholder's elk for biological analysis as long as the amount of edible meat is not appreciably decreased.
- (3) Any person taking an elk which has a collar or other marking device attached to it shall provide the department with such marking device within 10 days of taking the elk.
- (p) The use of dogs to take or attempt to take elk is prohibited.

NOTE Authority cited: Sections 200, 202, 203, 332, 1050 and 1572, Fish and Game Code. Reference: Sections 203, 203.1, 332, 713, 1050, 1570-1572, and 3951, Fish and Game Code.

## **§ 353. Methods Authorized for Taking Big Game.**

- (a) Except for the provisions of subsections 353(b) through (g), Title 14, CCR, big game (as defined by Section 350, title 14, CCR) may only be taken by rifles using centerfire cartridges with softnose or expanding bullets; bow and arrow (see Section 354, Title 14, CCR, for archery equipment regulations); or wheellock, matchlock, flintlock or percussion type, including "in-line" muzzleloading rifles using black powder or equivalent black powder substitute, including pellets, with single ball or bullet loaded from the muzzle and at least .40 caliber in designation.
- (b) Shotguns capable of holding not more than three shells firing single slugs may be used for the taking of deer, bear and wild pigs. In areas where the discharge of rifles or shotguns with slugs is prohibited by county ordinance, shotguns capable of holding not more than three shells firing size 0 or 00 buckshot may be used for the taking of deer only.
- (c) Pistols and revolvers using centerfire cartridges with softnose or expanding bullets may be used to take deer, bear, and wild pigs.
- (d) Pistols and revolvers with minimum barrel lengths of 4 inches, using centerfire cartridges with softnose or expanding bullets may be used to take elk and bighorn sheep.
- (e) Except as provided in subsection 354 (j), crossbows may be used to take deer and wild pigs only during the regular seasons.
- (f) Under the provisions of a muzzleloading rifle only tag, hunters may only possess muzzleloading rifles as described in subsection 353(a) equipped with open or "peep" type sights only.
- (g) Under the provisions of a muzzleloading rifle/archery tag, hunters may only possess muzzleloading rifles with sights as described in subsection 353(f); archery equipment as described in Section 354; or both. For purposes of this subsection, archery equipment does not include crossbows, except as provided in subsection 354(j).
- (h) Except as otherwise provided, while taking or attempting to take big game under the provisions of Section 353 or Section 354, Title 14, CCR, it is unlawful to use any device or devices which: 1) throw, cast or project an artificial light or electronically alter or intensify a light source for the purpose of visibly enhancing an animal; or 2) throw, cast or project an artificial light or electronically alter or intensify a light source for the purpose of providing a visible point of aim directly on a animal. Devices commonly referred to as "sniperscopes", night vision scopes or binoculars, or those utilizing infra-red, heat sensing or other non-visible spectrum light technology used for the purpose of visibly enhancing an animal or providing a visible point of aim directly on a animal are prohibited and may not be possessed while taking or attempting to take big game. Devices commonly referred to as laser rangefinders, "red-dot" scopes with self-illuminating reticles, and fiberoptic sights with self illuminating sight or pins which do not throw, cast or project a visible light onto an animal are permitted.

NOTE: Authority cited: Sections 200, 202 and 203, Fish and Game Code. Reference: Sections 200, 202, 23, 203.1, 207, 2005 and 3950, Fish and Game Code.

#### **§354. Archery Equipment and Crossbow Regulations.**

- (a) Bow, as used in these regulations, means any device consisting of a flexible material having a string connecting its two ends and used to propel an arrow held in a firing position by hand only. Bow, includes long bow, recurve or compound bow.
- (b) Crossbow, as used in these regulations means any device consisting of a bow or cured latex band or other flexible material (commonly referred to as a linear bow) affixed to a stock, or any bow that utilizes any device attached directly or indirectly to the bow for the purpose of keeping a crossbow bolt, an arrow or the string in a firing position. Except as provided in subsection 354(j), a crossbow is not archery equipment and cannot be used during the archery deer season.
- (c) For the taking of big game, hunting arrows and crossbow bolts with a broad head type blade which will not pass through a hole seven-eighths inch in diameter shall be used. Mechanical/retractable broad heads shall be measured in the open position. For the taking of migratory game birds, resident small game, furbearers and nongame mammals and birds any arrow or crossbow bolt may be used except as prohibited by subsection (d) below.
- (d) No arrows or crossbow bolt with an explosive head or with any substance which would tranquilize or poison any animal may be used. No arrows or crossbow bolt without flu-flu fletching may be used for the take of pheasants and migratory game birds, except for provisions of section 507(a)(2).
- (e) No arrow or crossbow bolt may be released from a bow or crossbow upon or across any highway, road or other way open to vehicular traffic.
- (f) No bow or crossbow may be used which will not cast a legal hunting arrow, except flu-flu arrows, a horizontal distance of 130 yards.
- (g) Except as described in subsection 354(j), crossbows may not be used to take game birds and game mammals during archery seasons.
- (h) Except as provided in subsection 353(g), archers may not possess a firearm while hunting in the field during any archery season, or while hunting during a general season under the provisions of an archery only tag.
- (i) No person may nock or fit the notch in the end of an arrow to a bowstring or crossbow string in a ready-to-fire position while in or on any vehicle.
- (j) Any person with a physical disability which prevents him/her from being able to draw and hold a bow in a firing position, may use a crossbow or device which holds a string and arrow in the firing position to assist in the taking of birds and mammals under the conditions of an archery tag, archery season, or general season. Under these conditions, archers must provide to the Department and retain in his/her immediate possession while taking or attempting to take big game written verification of the disability, including: the person's name and signature, address, date of birth, driver's license or DMV number; physician's name and signature, physician's license number and address; and a description of the disability.

NOTE Authority cited: Sections 200, 202, 203 and 240, Fish and Game Code. Reference: Sections 200, 202, 203 and 203.1, Fish and Game Code.

#### **§ 730. Camping Near or Occupying Wildlife Watering Places.**

- (a) Camping/Occupying Defined. For purposes of this Section, camping/occupying is defined as establishing or inhabiting a camp; resting; picnicking; sleeping; parking or inhabiting any motor vehicle or trailer; hunting; or engaging in any other recreational activity for a period of more than thirty (30) minutes at a given location.
- (b) Wildlife Watering Places Defined. For purposes of this Section, wildlife watering places are defined as waterholes, springs, seeps and man-made watering devices for wildlife such as guzzlers (self-filling, in-the-ground water storage tanks), horizontal wells and small impoundments of less than one surface acre in size.
- (c) Prohibitions.
  - (1) Camping/Occupying is prohibited within 200 yards of the following:
    - (A) Any guzzler or horizontal well for wildlife on public land within the State of California.

- (B) Any of the wildlife watering places on public land within the boundary of the California Desert Conservation Area as depicted on the Bureau of Land Management maps of "Calif. Federal Public Lands Responsibility," "Calif. Desert Conservation Area" and the new "Desert District, B.L.M."
- (2) Camping/Occupying is prohibited within one-quarter mile of the following wildlife watering places:
- (A) Butte Well -T31N, R14E, Section 28, NE1/4, M.D.B.M., Lassen County.
  - (B) Schaffer Well -T31N R14E, Section 25, Center, M.D.B.M., Lassen County.
  - (C) Tableland Well -T31N, R14E, Section 17, SE1/4, M.D.B.M., Lassen County.
  - (D) Table Mountain Well -T31N, R14E, Section 32, SE1/4, M.D.B.M., Lassen County.
  - (E) Timber Mountain Well -T44N, R6E, Section 33, M.D.B.M., Modoc National Forest, Modoc County.
  - (F) Belfast Well -T31N, R14E, Section 31, NE1/4, M.D.B.M., Lassen County.



# CALIFORNIA DEPARTMENT OF FISH & WILDLIFE

## OWENS VALLEY TULE ELK HUNT

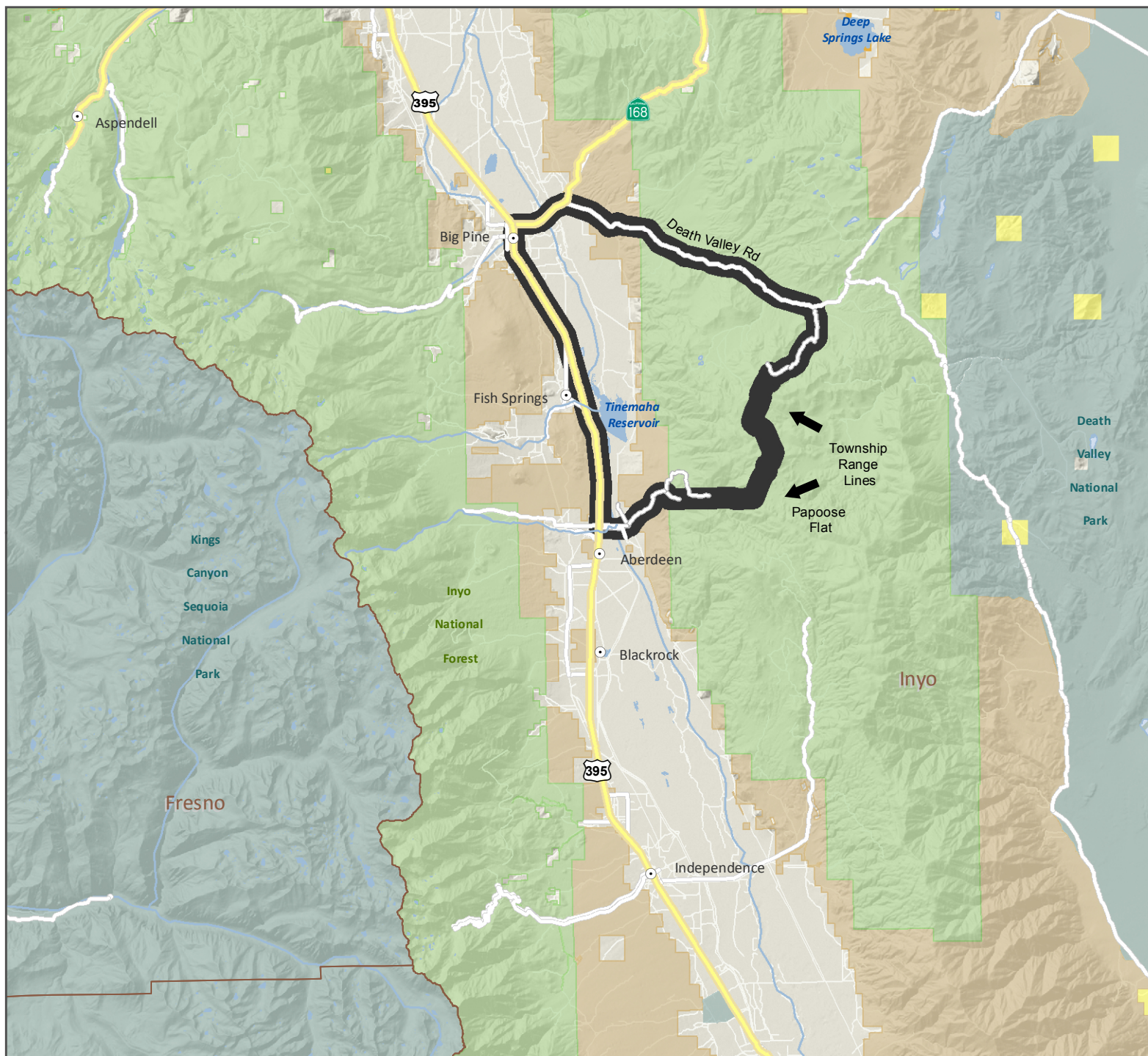
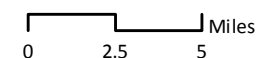
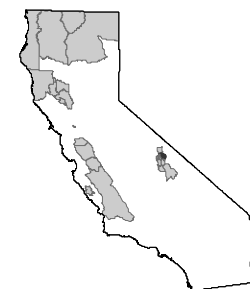
### Tinemaha



Inyo County

- Tinemaha Hunt Zone
- County Boundary
- CA Dept. of Fish & Wildlife
- CA Dept. of Parks & Rec.
- U.S. Fish & Wildlife Service
- U.S. Forest Service
- U.S. National Park Service
- U.S. BLM
- CA State Lands Commission

Note: Hunt boundary shown is an approximation. Hunters are responsible for knowing the exact boundary locations as described within Section 364, Title 14, Calif. Code of Regs.



April 2015