

**STATE OF CALIFORNIA  
THE NATURAL RESOURCES AGENCY  
DEPARTMENT OF FISH AND WILDLIFE**

**FISH BULLETIN 181**

**CALIFORNIA MARINE FISH  
LANDINGS FOR 1987–1999**

*by*

ROBERT R. LEOS<sup>1</sup>



2014

<sup>1</sup> California Department of Fish and Wildlife, Marine Region, Monterey, CA 93940

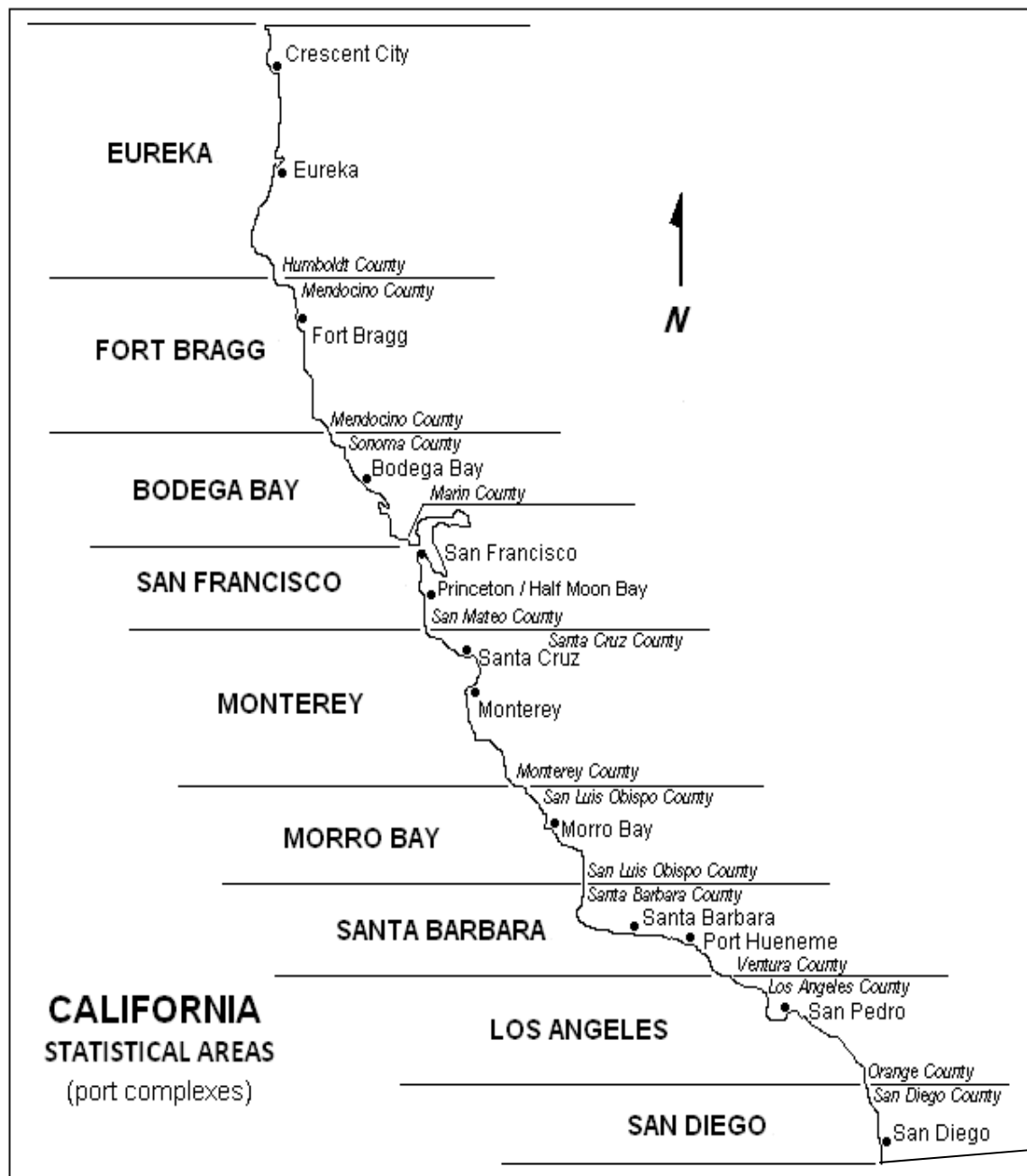


Figure 1. Geographical (statistical) areas used to summarize California commercial fisheries statistics, 1987-1999. These statistical reporting areas are equivalent to port complexes.

## TABLE OF CONTENTS

	Page
Figure 1. Geographical (statistical) areas used to summarize California commercial fisheries statistics, 1987-1999 .....	1
Introduction .....	2
Explanation of Tables .....	5
References .....	8
Table 1. Common and scientific names of species reported in the 1987-1999 commercial landings .....	9
Table 2. Annual landings and shipments into California, 1916-1999 .....	14
Figure 2. Annual landings and shipments into California, 1916-1999 .....	15
Table 3. Number of licensed commercial fishermen and registered fishing vessels, 1977-1999 .....	16
Table 4a. Landings of fin fish and total value, 1987 – 1999 .....	17
Table 4b. Landings of rockfish and total value, 1987 – 1999 .....	28
Table 4c. Landings of crustaceans and total value, 1987 – 1999 .....	32
Table 4d. Landings of echinoderms and total value, 1987 – 1999 .....	34
Table 4e. Landings of mollusks and total value, 1987 – 1999 .....	34
Table 4f. Landings of marine plants and total value, 1987 – 1999 .....	37
Table 4g. Landings of miscellaneous species and total value, 1987 – 1999 .....	37
Table 5a. Commercial landings and ex-vessel value by major fishery group and port complex, 1987 .....	38
Table 5b. Commercial landings and ex-vessel value by major fishery group and port complex, 1988 .....	50
Table 5c. Commercial landings and ex-vessel value by major fishery group and port complex, 1989 .....	62
Table 5d. Commercial landings and ex-vessel value by major fishery group and port complex, 1990 .....	73
Table 5e. Commercial landings and ex-vessel value by major fishery group and port complex, 1991 .....	84
Table 5f. Commercial landings and ex-vessel value by major fishery group and port complex, 1992 .....	95
Table 5g. Commercial landings and ex-vessel value by major fishery group and port complex, 1993 .....	107
Table 5h. Commercial landings and ex-vessel value by major fishery group and port complex, 1994 .....	119
Table 5i. Commercial landings and ex-vessel value by major fishery group and port complex, 1995 .....	133

Table 5j. Commercial landings and ex-vessel value by major fishery group and port complex, 1996 .....	146
Table 5k. Commercial landings and ex-vessel value by major fishery group and port complex, 1997 .....	159
Table 5l. Commercial landings and ex-vessel value by major fishery group and port complex, 1998 .....	173
Table 5m. Commercial landings and ex-vessel value by major fishery group and port complex, 1999 .....	186
Table 6. Adjusted sablefish landings by port complex and year, 1987 – 1999 .....	200
Figure 3. Eureka port complex landings, 1987 – 1999 .....	201
Figure 4. Fort Bragg port complex landings, 1987 – 1999 .....	202
Figure 5. Bodega Bay port complex landings, 1987 – 1999 .....	203
Figure 6. San Francisco port complex landings, 1987 – 1999 .....	204
Figure 7. Monterey port complex landings, 1987 – 1999 .....	205
Figure 8. Morro Bay port complex landings, 1987 – 1999 .....	206
Figure 9. Santa Barbara port complex landings, 1987 – 1999 .....	207
Figure 10. Los Angeles port complex landings, 1987 – 1999 .....	208
Figure 11. San Diego port complex landings, 1987 – 1999 .....	209
Table 7. Commercial passenger fishing vessel reported catch, 1987 – 1999 .....	210

## **INTRODUCTION**

Landing bulletins provide basic records of amounts and values of marine resources taken by California's commercial fisheries, and summaries of catches by the passenger-carrying fishing industry. These figures are of local, national, and international significance to those interested in the wise utilization and management of California's living marine resources.

This report for 1987 through 1999 is the 38th in a series stemming from the first gathering of commercial fisheries landing data by the California Department of Fish and Game (Department) in 1916 and the subsequent first publication of those landings data for the years 1926 and 1927 (Bureau of Commercial Fisheries, 1929).

California's commercial fishery statistics are based on a system in which fish dealers and processors send original copies of their landing records to the Department twice a month. Operators of commercial passenger fishing vessels (CPFV) are required to send in copies of their logs once a month (by the 10<sup>th</sup> of the month following month of the fishing trip). Department staff carefully review and edit these landings receipts and logs for accuracy and completeness and code them to facilitate processing and entry into the Department's Commercial Fisheries Information System (CFIS).

Credit for this publication is due largely to the cooperative efforts of the fishing industry, wholesale fish dealers, fishermen, canners, processors, and Department personnel responsible for the market receipt system who have, through their efforts, provided the most accurate statistics possible. The utmost appreciation is extended to this large group of people without which this publication would not be possible.

## **EXPLANATION OF TABLES**

Tables in this bulletin summarize statistics of the various commercial fishery operations in California from 1987 through 1999.

For this 13-year period these reports provide commercial fish landings in pounds and value (in dollars) by major port complex area. Landings are reported in pounds to be consistent with previous bulletin reports and to duplicate the methodology used in published landings reports by the Department's Marine Fisheries Statistical Unit. Landing totals for figures are provided in thousands of pounds. All landings data were taken from commercial landing receipts and were summarized by major port complex (based upon the port of landing as recorded on the receipt) regardless of the area of actual catch. Numbers of licensed commercial fishermen, registered commercial fishing vessels and registered CPFVs are also reported. Commercial fish landings and shipments (imports) are combined in the tables for each year and port complex. Annual CPFV catches and number of anglers making those catches are also provided and are comparable to those of Oliphant et al. (1990) who summarized CPFV data from 1977 to 1986.

Statistics presented in this publication do not encompass all marine fishing activities in California since not all of these functions are reported to the Department, nor is the

quantity of fish imports compiled. These landings summaries reflect the landed weights for both whole and dressed fish as recorded on the dealer receipts. No weight conversion adjustments for dressed fish are applied to the landings in the tables and figures.

However, for sablefish, converted round weights are provided (Table 6) for purposes of management quotas, (Federal Pacific Coast Groundfish Regulations, 50 CFR Part 660, Subpart G and Fish and Game Code 2011, California Edition, sections 8043 and 8047), and thusly are also provided in metric tons.

Landings in these reports are listed in pounds (or thousands of pounds). To convert these values to metric, the following conversions are provided:

1 pound = 453.59 grams

1 pound = 0.454 kilograms

1 ton (net or short) = 0.907 metric ton

Metric tons = pounds ÷ 2204.62

### **Statistical Areas**

Landings from 1926 through 1986 were reported by six or eight areas. Starting in 1999, the reporting areas were changed so that the Fort Bragg, Bodega Bay, and Morro Bay port complexes were reported separately, resulting in nine reporting areas (Figure 1). Each statistical area is named for a major port within its boundaries. This bulletin follows that format for the entire 13-year period, and in doing so, better matches the Department's landings reports since 1999 that use the expanded port complex format. Annual landings tables from 2000 to the most recent year may found on the Department's Marine Region web page at:

<http://www.dfg.ca.gov/marine/fishing.asp#Commercial>

For more detailed landings information prior to 2000, contact the Department of Fish and Game's Marine Fisheries Statistical Unit.

### **Species**

The common and scientific names of species reported here are mostly those designated by the Department by Gates and Frey (1974) or are otherwise in general common usage. Some changes to scientific name have occurred (Kramer 1995). Some species are reported only collectively when, for economic or other reasons, their separation is not practical (Table 1). Prior to this bulletin, the majority of rockfishes were reported collectively. Because of the importance of the rockfish complex to the state's economy and the need to manage by species, they are now reported by individual species whenever possible.

### **Value**

Landings values were computed from prices (price per pound) paid to fishermen and are denoted as the ex-vessel values (in dollars). These amounts were those generated at the time of the landing and are summarized as such without any inflation adjustments applied. Area ex-vessel values were ascertained by summing the value of all individual landings in that area. When the price paid for an individual landing was not specified, the average price paid for the species in the area was used to compute the value. Factored in the calculation of average prices were different prices paid for various size categories of fish. Values were assigned to all landings regardless of their designated use. This was done to provide an estimate of the total value of all fish harvested, not just those in which a monetary transaction took place. For example, landings recorded as personal consumption (that do not have price per pound) have a calculated dollar amount assigned to them and are included in the overall value summaries.

### **Source of data**

Data documenting each commercial landing were recorded on receipts by fish dealers or processors at the time of delivery and are subsequently transmitted to the Department on or before the 16<sup>th</sup> or last day of the month in which the fish were first landed, whichever date occurs first after the landings. For each transaction the dealer provided the following, pursuant to Fish and Game Code section 8043: (1) The accurate weight of the species of fish received; (2) The name of the fisherman and the fisherman's identification number; (3) Fishing vessel commercial registration number; (4) The recipient's name and identification number, if applicable; (5) The date of receipt; (6) The price paid; (7) The department origin block number where the fish were caught; (8) The type of gear used; and (9) Any other information the department may prescribe.

Commercial passenger fishing vessel catch data were recorded on fishing activity records, known as fishing logs, and were completed by the boat operator. Required information included vessel name and commercial registration number, port of landing, location where fish were taken, date of trip, number of anglers, and numbers of fish kept, thrown back, or lost to sea lions by species or species group (CCR, Title 14 section 190). Copies of these records were required to be sent to the Department by the 10<sup>th</sup> of the month following the fishing activity.

For this 13-year time period, personnel at field offices in Eureka, Menlo Park, Monterey, Morro Bay, Santa Barbara, Long Beach, and San Diego maintained contact with fish dealers, local Fish and Game wardens, and field marine biologists to insure that the records were accurate and transmitted promptly. All data used in these reports were extracted from CFIS.

## LITERATURE CITED

Bureau of Commercial Fisheries. 1929. The commercial fish catch of California for the years 1926 and 1927. California Department of Fish and Game, Fishery Bulletin, 15:1-94.

California Code of Regulations, Title 14. Natural Resources. Division 1. Fish and Game Commission – Department of Fish and Game, April 2010:82.

Federal Pacific Coast Groundfish Regulations for Commercial and Recreational Fishing 3-200 Nautical Miles Off Washington, Oregon, and California, 50 CFR Part 660, Subpart G. May 2010.

Fish and Game Code 2011 California Edition, 2011:332-335.

Gates, D. E., and H. W. Frey. 1974. Designated common names of certain marine organisms of California. California Department of Fish and Game, Fishery Bulletin, 161:55–90.

Kramer, D. E., W. H. Barss, B. C. Paust, and B. E. Bracker. 1995. Guide to Northeast Pacific Flatfishes. Sea Grant Marine Advisory Bulletin 47: 1-104.

Oliphant, M. S. 1979. California marine fish landings for 1976. California Department of Fish and Game, Fishery Bulletin, 170:1–56.

Oliphant, M. S., P. A. Gregory, B. J. Ingle, and R. Madrid. 1990. California marine fish landings for 1977–1986. California Department of Fish and Game, Fishery Bulletin, 173:1-52.



Table 1. Common and scientific names of species reported in the 1987-1999 commercial landings

Common name	Scientific name	Common name	Scientific name
<b>Fishes</b>			
Anchovy, deepbody	<i>Anchoa compressa</i>	Goby, bluebanded	<i>Lythrypnus dalli</i>
Anchovy, northern	<i>Engraulis mordax</i>	Goby, yellowfin	<i>Acanthogobius flavimanus</i>
Barracuda, California	<i>Sphyræna argentea</i>	Greenling, kelp	<i>Hexagrammos decagrammus</i>
Bass, barred sand	<i>Paralabrax nebulifer</i>	Grenadiers	<i>Macrouridae</i>
Bass, giant sea	<i>Stereolepis gigas</i>	Grouper	<i>Mycteroperca / Epinephelus</i>
Bass, kelp	<i>Paralabrax clathratus</i>	Grouper, broomtail	<i>Mycteroperca xenarcha</i>
Bass, rock	<i>Paralabrax spp.</i>	Grunion, California	<i>Leuresthes tenuis</i>
Bass, spotted sand	<i>Paralabrax maculatofasciatus</i>	Guitarfish, shovelnose	<i>Rhinobatos productus</i>
Blacksmith	<i>Chromis punctipinnis</i>	Hagfish	<i>Eptatretus spp.</i>
Bonito, Pacific	<i>Sarda chiliensis</i>	Halfmoon	<i>Medialuna californiensis</i>
Butterfish (Pacific pompano)	<i>Peprilus simillimus</i>	Halibut, California	<i>Paralichthys californicus</i>
Cabezon	<i>Scorpaenichthys marmoratus</i>	Halibut, Pacific	<i>Hippoglossus stenolepis</i>
Cabrilla, spotted	<i>Epinephelus analogus</i>	Halibut, unspecified	<i>Pleuronectiformes</i>
Cod, Pacific	<i>Gadus macrocephalus</i>	Herring roe on kelp	<i>Clupea/algae</i>
Corbina, California	<i>Menticirrhus undulatus</i>	Herring, Pacific	<i>Clupea pallasii</i>
Corvina, shortfin	<i>Cynoscion parvipinnis</i>	Herring, roe	<i>Clupea pallasii</i>
Croaker, black	<i>Cheilotrema saturnum</i>	Herring, round	<i>Etrumeus teres</i>
Croaker, unspecified	<i>Sciaenidae</i>	Jack, Pacific crevalle	<i>Caranx caninus</i>
Croaker, white	<i>Genyonemus lineatus</i>	Jacks, unspecified	<i>Carangidae</i>
Croaker, yellowfin	<i>Umbrina roncadore</i>	Jacksmelt	<i>Atherinopsis californiensis</i>
Dolphin (fish)	<i>Coryphaena hippurus</i>	Kahawai	<i>Annipis trutta</i>
Eel	<i>Osteichthyes</i>	Kelpfish, giant	<i>Heterostichus rostratus</i>
Eel, California moray	<i>Gymnothorax mordax</i>	Kelpfishes	<i>Gibbonsia spp.</i>
Eel, spotted cusk-	<i>Chilara taylori</i>	Killifish, California	<i>Fundulus parvipinnis</i>
Eel, wolf (wolf-eel)	<i>Anarrhichthys ocellatus</i>	Lingcod	<i>Ophiodon elongatus</i>
Escolar	<i>Lepidocybium flavobrunneum</i>	Lizardfish, California	<i>Synodus lucioceph</i>
Eulachon	<i>Thaleichthys pacificus</i>	Louvar	<i>Luvarus imperialis</i>
Fish, unspecified	<i>Osteichthyes</i>	Mackerel, bullet	<i>Auxis rochei</i>
Flounder, arrowtooth	<i>Atheresthes stomias</i>	Mackerel, jack	<i>Trachurus symmetricus</i>
Flounder, starry	<i>Platichthys stellatus</i>	Mackerel, Pacific	<i>Scomber japonicus</i>
Flounder, unspecified	<i>Pleuronectidae</i>	Mackerel, unspecified	<i>Scomber / Trachurus</i>
Flyingfish	<i>Exocoetidae spp.</i>	Midshipman, plainfin	<i>Porichthys notatus</i>
Garibaldi	<i>Hypsypops rubicundus</i>	Mudsucker, longjaw	<i>Gillichthys mirabilis</i>
Needlefish, California	<i>Strongylura exilis</i>	Mullet, striped	<i>Mugil cephalus</i>
		Shark, bigeye thresher	<i>Alopias superciliosus</i>

Table 1 (continued). Common and scientific names of species reported in the 1987-1999 commercial landings

Common name	Scientific name	Common name	Scientific name
Oilfish	<i>Ruvettus pretiosus</i>	Shark, blacktip	<i>Carcharhinus limbatus</i>
Opah	<i>Lampris guttatus</i>	Shark, blue	<i>Prionace glauca</i>
Opaleye	<i>Girella nigricans</i>	Shark, brown smoothhound	<i>Mustelus henlei</i>
Prickleback, monkeyface	<i>Cebidichthys violaceus</i>	Shark, dusky	<i>Carcharhinus obscurus</i>
Queenfish	<i>Seriphus politus</i>	Shark, gray smoothhound	<i>Mustelus californicus</i>
Ratfish, spotted	<i>Hydrolagus collieri</i>	Shark, horn	<i>Heterodontus francisci</i>
Ray, bat	<i>Myliobatis californica</i>	Shark, leopard	<i>Triakis semifasciata</i>
Ray, Pacific electric	<i>Torpedo californica</i>	Shark, Pacific angel	<i>Squatina californica</i>
Ray, unspecified	<i>Rajiformes</i>	Shark, pelagic thresher	<i>Alopias pelagicus</i>
Sablefish	<i>Anoplopoma fimbria</i>	Shark, salmon	<i>Lamna ditropis</i>
Salema	<i>Xenistius californiensis</i>	Shark, sevengill	<i>Notorynchus cepedianus</i>
Salmon	<i>Oncorhynchus spp.</i>	Shark, shortfin mako	<i>Isurus oxyrinchus</i>
Salmon, Chinook	<i>Oncorhynchus tshawytscha</i>	Shark, sixgill	<i>Hexanchus griseus</i>
Salmon, chum	<i>Oncorhynchus keta</i>	Shark, smooth hammerhead	<i>Sphyrna zygaena</i>
Salmon, coho	<i>Oncorhynchus kisutch</i>	Shark, soupfin	<i>Galeorhinus galeus</i>
Salmon, pink	<i>Oncorhynchus gorboscha</i>	Shark, spiny dogfish	<i>Squalus acanthias</i>
Salmon, roe (Chinook and coho)	<i>Oncorhynchus spp.</i>	Shark, swell	<i>Cephaloscyllium ventriosum</i>
Sanddab	<i>Citharichthys spp.</i>	Shark, thresher	<i>Alopias vulpinus</i>
Sanddab, longfin	<i>Citharichthys xanthostigma</i>	Shark, unspecified	<i>Selachii spp.</i>
Sanddab, Pacific	<i>Citharichthys sordidus</i>	Shark, white	<i>Carcharodon carcharias</i>
Sanddab, speckled	<i>Citharichthys stigmaeus</i>	Sharks, cow	<i>Hexanchidae</i>
Sardine, juvenile	<i>Sardinops sagax caeruleus</i>	Sheephead, California	<i>Semicossyphus pulcher</i>
Sardine, Pacific	<i>Sardinops sagax caeruleus</i>	Sierra, Pacific	<i>Scomberomorus sierra</i>
Sargo	<i>Anisotremus davidsonii</i>	Silversides	<i>Atherinidae</i>
Saury, Pacific	<i>Cololabis saira</i>	Skate, big	<i>Raja binoculata</i>
Scorpionfish, California	<i>Scorpaena guttata</i>	Skate, California	<i>Raja inornata</i>
Sculpin, staghorn	<i>Leptocottus armatus</i>	Skate, thornback	<i>Platyrrhinoidis triseriata</i>
Sculpin, yellowchin	<i>Icelinus quadriseriatus</i>	Skate, unspecified	<i>Rajidae</i>
Seabass, white	<i>Atractoscion nobilis</i>	Smelt, night	<i>Spirinchus starksi</i>
Senorita	<i>Oxyjulis californica</i>	Smelt, surf	<i>Hypomesus pretiosus</i>
Shad, American	<i>Alosa sapidissima</i>	Smelt, whitebait	<i>Allosmerus elongatus</i>
Shad, threadfin	<i>Dorosoma petenense</i>	Smelts, true	<i>Osmeridae</i>
Shark, basking	<i>Cetorhinus maximus</i>	Snapper -Mexico-	<i>Lutianidae</i>
Sole, bigmouth	<i>Hippoglossina stomata</i>	Topsmelt	<i>Atherinops affinis</i>

Table 1 (continued). Common and scientific names of species reported in the 1987-1999 commercial landings

Common name	Scientific name	Common name	Scientific name
Sole, butter	<i>Pleuronectes isolepis</i>	Trawled fish for animal food	<i>Osteichthyes</i>
Sole, C-O	<i>Pleuronichthys coenosus</i>	Trawled fish, unspecified	<i>Osteichthyes</i>
Sole, Dover	<i>Microstomus pacificus</i>	Triggerfish	<i>Balistidae</i>
Sole, English	<i>Pleuronectes vetulus</i>	Tuna, albacore	<i>Thunnus alalunga</i>
Sole, fantail	<i>Xystreureys liolepis</i>	Tuna, bigeye	<i>Thunnus obesus</i>
Sole, petrale	<i>Eopsetta jordani</i>	Tuna, blackfin	<i>Thunnus atlanticus</i>
Sole, rex	<i>Errex zachirus</i>	Tuna, bluefin	<i>Thunnus thynnus</i>
Sole, rock	<i>Pleuronectes bilineatus</i>	Tuna, longtail	<i>Thunnus tonggol</i>
Sole, sand	<i>Psettichthys melanostictus</i>	Tuna, skipjack	<i>Katsuwonus pelamis</i>
Sole, slender	<i>Eopsetta exilis</i>	Tuna, skipjack, black	<i>Euthynnus lineatus</i>
Sole, tongue	<i>Symphurus atricauda</i>	Tuna, unspecified	<i>Scombridae</i>
Sole, unspecified	<i>Pleuronectiformes</i>	Tuna, yellowfin	<i>Thunnus albacares</i>
Stickleback, threespine	<i>Gasterosteus aculeatus</i>	Turbot	<i>Pleuronectidae</i>
Stingray	<i>Dasyatidae</i>	Turbot, curlfin	<i>Pleuronichthys decurrens</i>
Sturgeons	<i>Acipenseridae</i>	Turbot, diamond	<i>Hypsopsetta guttulata</i>
Sunfish, ocean	<i>Mola mola</i>	Turbot, hornyhead	<i>Pleuronichthys verticalis</i>
Surfperch, barred	<i>Amphistichus argenteus</i>	Wahoo	<i>Acanthocybium solanderi</i>
Surfperch, black	<i>Embiotoca jacksoni</i>	Whitefish, ocean	<i>Caulolatilus princeps</i>
Surfperch, calico	<i>Amphistichus koelzi</i>	Whiting, Pacific	<i>Merluccius productus</i>
Surfperch, dwarf	<i>Micrometrus minimus</i>	Wrasse, rock	<i>Halichoeres semicinctus</i>
Surfperch, pile	<i>Rhacochilus vacca</i>	Yellowtail	<i>Seriola lalandi</i>
Surfperch, rainbow	<i>Hypsurus caryi</i>	Zebraperch	<i>Hermosilla azurea</i>
Surfperch, redbtail	<i>Amphistichus rhodoterus</i>		
Surfperch, rubberlip	<i>Rhacochilus toxotes</i>		
Surfperch, shiner	<i>Cymatogaster aggregata</i>		
Surfperch, unspecified	<i>Embiotocidae</i>		
Surfperch, walleye	<i>Hyperprosopon argenteum</i>		
Surfperch, white	<i>Phanerodon furcatus</i>		
Swordfish	<i>Xiphias gladius</i>		
Thornyhead, longspine	<i>Sebastolobus altivelis</i>		
Thornyhead, shortspine	<i>Sebastolobus alascanus</i>		
Thornyheads	<i>Sebastolobus spp.</i>		
Tomcod, Pacific	<i>Microgadus proximus</i>		
		<b>Rockfishes</b>	
		Rockfish, aurora	<i>Sebastes aurora</i>
		Rockfish, bank	<i>Sebastes rufus</i>
		Rockfish, black	<i>Sebastes melanops</i>
		Rockfish, black-and-yellow	<i>Sebastes chrysomelas</i>
		Rockfish, blackgill	<i>Sebastes melanostomus</i>
		Rockfish, blue	<i>Sebastes mystinus</i>
		Rockfish, bocaccio	<i>Sebastes paucispinis</i>
		Rockfish, bronzespotted	<i>Sebastes gilli</i>
		Rockfish, brown	<i>Sebastes auriculatus</i>

Table 1 (continued). Common and scientific names of species reported in the 1987-1999 commercial landings

Common name	Scientific name	Common name	Scientific name
Rockfish, canary	<i>Sebastes pinniger</i>	Rockfish, speckled	<i>Sebastes ovalis</i>
Rockfish, chameleon	<i>Sebastes phillipsi</i>	Rockfish, splitnose	<i>Sebastes diploproa</i>
Rockfish, chilipepper	<i>Sebastes goodei</i>	Rockfish, squarespot	<i>Sebastes hopkinsi</i>
Rockfish, China	<i>Sebastes nebulosus</i>	Rockfish, starry	<i>Sebastes constellatus</i>
Rockfish, copper	<i>Sebastes caurinus</i>	Rockfish, swordspine	<i>Sebastes ensifer</i>
Rockfish, copper (whitebelly) <sup>a</sup>	<i>Sebastes caurinus</i>	Rockfish, treefish	<i>Sebastes serriceps</i>
Rockfish, cowcod	<i>Sebastes levis</i>	Rockfish, unspecified	<i>Sebastes spp.</i>
Rockfish, darkblotched	<i>Sebastes crameri</i>	Rockfish, vermilion	<i>Sebastes miniatus</i>
Rockfish, flag	<i>Sebastes rubrivinctus</i>	Rockfish, widow	<i>Sebastes entomelas</i>
Rockfish, gopher	<i>Sebastes carnatus</i>	Rockfish, yelloweye	<i>Sebastes ruberrimus</i>
Rockfish, grass	<i>Sebastes rastrelliger</i>	Rockfish, yellowtail	<i>Sebastes flavidus</i>
Rockfish, greenblotched	<i>Sebastes rosenblatti</i>		
Rockfish, greenspotted	<i>Sebastes chlorostictus</i>	<b>Crustaceans</b>	
Rockfish, greenstriped	<i>Sebastes elongatus</i>	Barnacle	<i>Cirripedia</i>
Rockfish, group black/blue	<i>Sebastes/group</i>	Crab, box	<i>Lopholithodes foraminatus</i>
Rockfish, group bocaccio/chilipepper	<i>Sebastes/group</i>	Crab, brown rock	<i>Cancer antennarius</i>
Rockfish, group bolina	<i>Sebastes/group</i>	Crab, claws	<i>Cancer spp.</i>
Rockfish, group canary/vermilion	<i>Sebastes/group</i>	Crab, Dungeness	<i>Cancer magister</i>
Rockfish, group deepwater reds	<i>Sebastes/group</i>	Crab, king	<i>Paralithodes spp.</i>
Rockfish, group gopher	<i>Sebastes/group</i>	Crab, pelagic red	<i>Pleuroncodes planipes</i>
Rockfish, group nearshore	<i>Sebastes/group</i>	Crab, red rock	<i>Cancer productus</i>
Rockfish, group red	<i>Sebastes/group</i>	Crab, rock unspecified	<i>Cancer spp.</i>
Rockfish, group rosefish	<i>Sebastes/group</i>	Crab, sand	<i>Emerita analoga</i>
Rockfish, group small	<i>Sebastes/group</i>	Crab, shore	<i>Pachygrapsus crassipes</i>
Rockfish, honeycomb	<i>Sebastes umbrosus</i>	Crab, spider	<i>Loxorhynchus spp.</i>
Rockfish, kelp	<i>Sebastes atrovirens</i>	Crab, tanner	<i>Chionoecetes tanneri</i>
Rockfish, olive	<i>Sebastes serranoides</i>	Crab, yellow rock	<i>Cancer anthonyi</i>
Rockfish, Pacific ocean perch	<i>Sebastes alutus</i>	Crustacean, unspecified	<i>Crustacea</i>
Rockfish, pink	<i>Sebastes eos</i>	Lobster, California spiny	<i>Panulirus interruptus</i>
Rockfish, pinkrose	<i>Sebastes simulator</i>	Prawn, golden	<i>Penaeus Californiensis</i>
Rockfish, quillback	<i>Sebastes maliger</i>	Prawn, ridgeback	<i>Eusicyonia ingentus</i>
Rockfish, redbanded	<i>Sebastes babcocki</i>	Prawn, spot	<i>Pandalus platyceros</i>
Rockfish, rosethorn	<i>Sebastes helvomaculatus</i>	Shrimp, bay	<i>Crangonidae</i>
Rockfish, rosy	<i>Sebastes rosaceus</i>	Shrimp, brine	<i>Artemia salina</i>
Rockfish, shortbelly	<i>Sebastes jordani</i>	Shrimp, coonstriped	<i>Pandalus danae</i>

Table 1 (continued). Common and scientific names of species reported in the 1987-1999 commercial landings

Common name	Scientific name	Common name	Scientific name
Shrimp, ghost	<i>Callinassa californiensis</i>	Mollusk, unspecified	<i>Mollusca</i>
Shrimp, mantis	<i>Hemisquilla ensigera californiensis</i>	Mussel	<i>Mytilus spp.</i>
Shrimp, Pacific Ocean	<i>Pandalus jordani</i>	Octopus, unspecified	<i>Octopus spp.</i>
Shrimp, red rock	<i>Lysmata californica</i>	Oyster, California native	<i>Ostrea lurida</i>
Shrimp, unspecified	<i>Crustacea</i>	Oyster, eastern	<i>Crassostrea virginica</i>
<b>Echinoderms</b>		Oyster, European flat	<i>Ostrea edulis</i>
Sand dollar	<i>Dendraster excentricus</i>	Oyster, giant Pacific	<i>Crassostrea gigas</i>
Sea cucumber, unspecified	<i>Holothuroidea</i>	Oyster, unspecified	<i>Ostreidae</i>
Sea stars	<i>Asteroidea</i>	Scallop, rock	<i>Crassadoma gigantea</i>
Urchin, purple sea	<i>Strongylocentrotus purpuratus</i>	Scallop, unspecified	<i>Pectinidae</i>
Urchin, red	<i>Strongylocentrotus franciscanus</i>	Sea hare	<i>Aplysia spp.</i>
Urchin, white	<i>Lytechinus anamesus</i>	Sea slug	<i>Opisthobranchia</i>
Echinoderm, unspecified	<i>Echinodermata</i>	Snail, bubble	<i>Bulla gouldiana</i>
<b>Mollusks</b>		Snail, sea	<i>Gastropoda</i>
Abalone	<i>Haliotis spp.</i>	Squid, jumbo	<i>Doscidicus gigas</i>
Abalone, black	<i>Haliotis cracherodii</i>	Squid, market	<i>Loligo opalescens</i>
Abalone, flat	<i>Haliotis walallensis</i>	Whelk, Kellet's	<i>Kelletia kelletii</i>
Abalone, green	<i>Haliotis fulgens</i>	<b>Plants</b>	
Abalone, pink	<i>Haliotis corrugata</i>	Agar	<i>Gelidium spp.</i>
Abalone, pinto	<i>Haliotis kamtschatkana</i>	Algae, marine	<i>Phycophyta</i>
Abalone, red	<i>Haliotis rufescens</i>	Kelp	<i>Macrocystis spp.</i>
Abalone, threaded	<i>Haliotis assimilis</i>	<b>Miscellaneous invertebrates</b>	
Abalone, white	<i>Haliotis sorenseni</i>	Anemones	<i>Anthozoa</i>
Chiton, unspecified	<i>Polyplacophora</i>	Invertebrates, colonial	<i>Cnidaria</i>
Clam, California jackknife	<i>Tagelus californianus</i>	Sea pansy	<i>Renilla koellikeri</i>
Clam, common littleneck	<i>Protothaca staminea</i>	Spiders, sea	<i>Pycnogonida</i>
Clam, gaper	<i>Tresus nuttalli</i>	Sponges	<i>Porifera</i>
Clam, northern quahog	<i>Mercenaria mercenaria</i>	Tunicates	<i>Urochordata</i>
Clam, northern razor	<i>Siliqua patula</i>	Worms, marine	<i>Polychaeta</i>
Clam, purple	<i>Nuttallia nuttallii</i>	Invertebrate, unspecified	
Clam, rosy razor	<i>Solen sicarius</i>	<sup>a</sup> Whitebelly rockfish is included because a number of landings were recorded as such, even though whitebelly rockfish and copper rockfish are the same species.	
Clam, unspecified	<i>Bivalvia</i>		
Limpet, unspecified	<i>Archaeogastropoda</i>		

Table 2. Total annual landings and shipments into California of commercial fish, crustaceans, echinoderms, and mollusks: includes sardine deliveries to reduction ships (1930-1938) from 1916 to 1999 <sup>a</sup>

Year	Thousands of pounds	Year	Thousands of pounds	Year	Thousands of pounds
1916	95,003	1951	907,114	1986	422,585
1917	209,877	1952	694,996	1987	422,765
1918	261,134	1953	618,919	1988	495,421
1919	266,270	1954	713,410	1989	487,055
1920	222,004	1955	710,713	1990	395,657
1921	135,348	1956	772,551	1991	371,534
1922	182,343	1957	738,550	1992	299,247
1923	253,875	1958	832,919	1993	318,329
1924	340,446	1959	713,423	1994	330,503
1925	437,502	1960	694,663	1995	430,244
1926	394,964	1961	725,253	1996	462,176
1927	487,166	1962	663,107	1997	492,555
1928	583,527	1963	592,899	1998	282,180
1929	856,854	1964	591,131	1999	473,985
1930	702,189	1965	544,480		
1931	502,390	1966	591,533		
1932	556,139	1967	589,028		
1933	821,805	1968	567,214		
1934	1,390,798	1969	672,793		
1935	1,448,017	1970	798,415		
1936	1,764,900	1971	687,995		
1937	1,362,984	1972 <sup>b</sup>	845,699		
1938	1,310,596	1973	1,006,431		
1939	1,486,535	1974	938,118		
1940	1,297,518	1975	979,826		
1941	1,528,892	1976	1,047,761		
1942	1,173,414	1977	1,045,147		
1943	1,234,049	1978	918,035		
1944	1,459,456	1979	849,554		
1945	1,216,501	1980	1,010,527		
1946	919,822	1981	971,959		
1947	795,499	1982	846,765		
1948	900,467	1983	649,602		
1949	1,135,339	1984	496,296		
1950	1,366,676	1985	367,012		

<sup>a</sup> Data from 1916 to 1986 from Oliphant et al. (1990; Table 2)

<sup>b</sup> Beginning in 1972, commercial freshwater fish landings are not included in these totals.

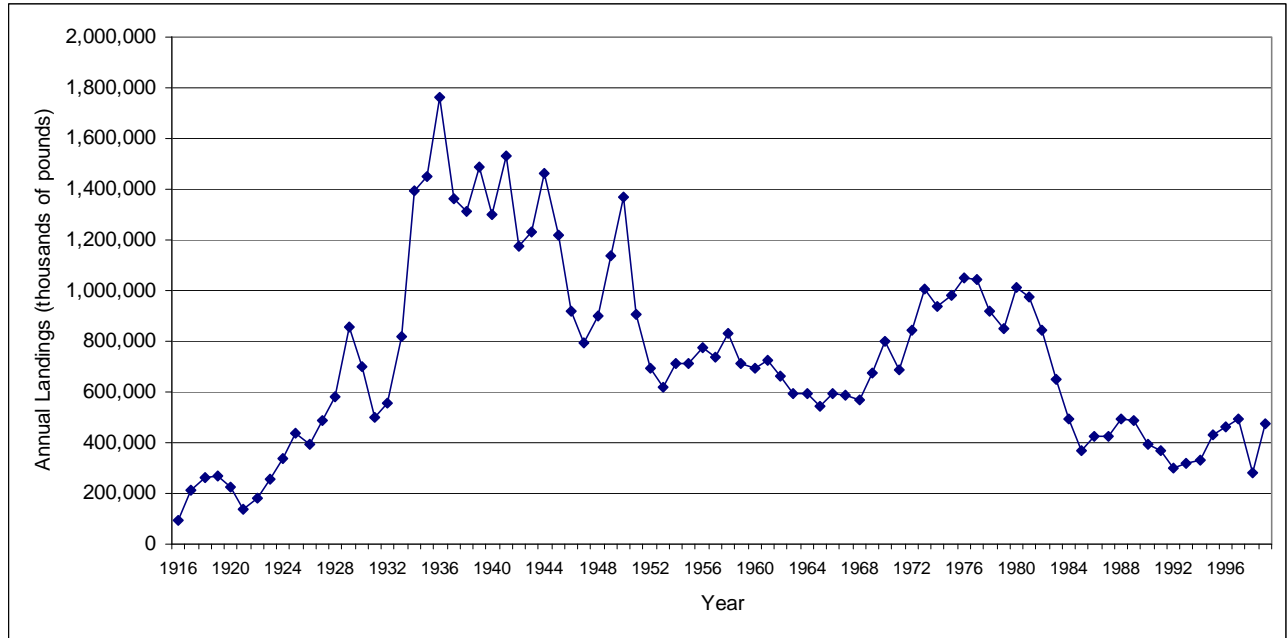


Figure 2. Total annual landings and shipments into California of commercial fin fish, crustaceans, echinoderms, mollusks, miscellaneous invertebrates and marine plants from 1916 to 1999. This includes sardine deliveries to reduction ships (1930-1938).

Table 3. Number of licensed commercial fishermen, registered fishing vessels and commercial passenger fishing vessels (CPFV)

License year	Licensed commercial fishermen	Commercially registered fishing vessels	CPFVs
1976-77	14,949	7,268	405
1977-78	17,407	8,421	400
1978-79	20,298	9,654	425
1979-80	19,997	6,635	438
1980-81	20,363	9,229	454
1981-82	18,862	8,427	441
1982-83	19,176	8,173	500
1983-84	15,509	8,282	469
1984-85	14,457	7,678	462
1985-86	14,633	7,188	579
1986-87	13,013	6,680	588
1987-88	14,458	6,661	593
1988-89	15,277	6,710	624
1989-90	15,150	6,704	732
1990-91	14,565	6,621	728
1991-92	14,448	6,744	564
1992-93	12,249	6,221	515
1993-94	11,393	5,533	375
1994-95	11,309	5,577	391
1995-96	11,204	5,439	363
1996-97	10,796	5,358	354
1997-98	9,851	5,018	343
1998-99	9,480	4,801	361
1999-00	9,108	4,866	384



Table 4a. Total statewide landings (pounds) and ex-vessel value (dollars) generated by fin fish (excluding rockfish), 1987-1999

Fish:	Year and Pounds Landed and Ex-vessel Value (dollars)												
	1987	1988	1989	1990	1991	1992	1993	1994	1995	1996	1997	1998	1999
Anchovy, deepbody										50	100	650	
										\$25	\$50	\$7	
Anchovy, northern	3,063,684	3,258,054	5,399,826	7,073,116	8,848,805	2,477,803	4,317,635	3,943,602	4,157,914	9,746,774	12,606,229	3,212,545	11,417,540
	\$237,705	\$324,260	\$389,062	\$588,600	\$1,315,710	\$414,480	\$406,995	\$456,015	\$282,323	\$618,641	\$536,176	\$172,616	\$1,000,813
Barracuda, California	113,250	138,053	133,323	169,923	341,641	81,210	109,812	300,832	302,790	369,134	145,377	131,131	202,726
	\$104,613	\$113,025	\$94,716	\$97,810	\$144,096	\$59,107	\$76,297	\$136,125	\$139,244	\$147,510	\$82,270	\$76,570	\$124,178
Bass, barred sand	427		15	3									
	\$162		\$14	\$3									
Bass, giant sea	12,023	12,326	8,758	7,269	11,734	8,673	4,709	899	1,194	1,823	2,320	6,238	5,018
	\$15,624	\$16,830	\$13,191	\$10,887	\$16,017	\$13,239	\$7,542	\$1,302	\$2,087	\$2,749	\$4,117	\$10,415	\$8,816
Bass, kelp	23	0.2	61	10		113					25	2	
	\$18	\$0.3	\$44	\$5		\$135					\$13	\$1	
Bass, rock	18	23	20		20								
	\$13	\$11	\$12		\$10								
Bass, spotted sand					25								24
					\$12								\$42
Blacksmith	6,130		275		164	315	46		243	1,207	793	348	256
	\$307		\$69		\$41	\$92	\$12		\$243	\$1,418	\$215	\$437	\$372
Bonito, Pacific	11,350,831	8,682,915	2,406,750	9,589,390	562,057	2,337,818	1,047,606	921,160	157,439	980,471	641,598	2,495,167	191,269
	\$1,600,730	\$1,273,234	\$369,111	\$1,938,067	\$107,715	\$443,697	\$215,624	\$190,130	\$40,099	\$199,831	\$164,281	\$661,539	\$29,008
Butterfish (Pacific pompano)	18,409	20,413	21,126	29,474	22,719	14,123	20,339	14,411	6,450	7,494	2,367	2,191	1,591
	\$15,077	\$15,361	\$21,819	\$16,320	\$23,518	\$12,168	\$17,575	\$20,711	\$9,209	\$11,833	\$2,482	\$1,530	\$2,610
Cabazon	8,832	12,732	24,995	25,952	16,282	36,613	39,307	82,924	193,802	245,230	264,887	372,760	274,706
	\$2,765	\$5,596	\$8,732	\$9,404	\$13,636	\$54,114	\$123,617	\$274,370	\$665,842	\$842,609	\$858,279	\$1,231,924	\$1,014,958
Cabrilla, spotted						211		100	635			16	3
						\$109		\$50	\$635			\$18	\$5
Cod, Pacific	144,938	11,017	228	12	459	1,843	294	28	4	10	38	47	49
	\$45,943	\$3,193	\$84	\$3	\$201	\$2,046	\$553	\$8	\$1	\$4	\$52	\$21	\$22
Corbina, California	43	13											
	\$65	\$21											
Corvina, shortfin									1,047	1,245	462	2,131	58
									\$819	\$929	\$365	\$2,126	\$58
Croaker, black			50	2,660	525	4,388	230				33	29	
			\$25	\$1,824	\$367	\$3,084	\$173				\$31	\$40	

Table 4a (continued) Fish:	1987	1988	1989	1990	1991	1992	1993	1994	1995	1996	1997	1998	1999
Croaker, unspecified	80	46	45	40	37	77	420			20		374	593
	\$32	\$20	\$20	\$12	\$15	\$62	\$210			\$10		\$206	\$238
Croaker, white	912,952	1,135,750	1,042,291	774,854	996,314	715,950	714,249	474,552	565,313	528,786	345,034	142,441	203,161
	\$340,054	\$433,314	\$423,025	\$338,014	\$439,215	\$347,930	\$410,514	\$282,683	\$348,756	\$315,536	\$223,235	\$101,559	\$134,202
Croaker, yellowfin									55				755
									\$28				\$378
Dolphin (fish)	714	377	828	1,510	713	7,123	37,250	82,211	10,915	19,502	10,318	6,970	35,795
	\$357	\$510	\$59	\$1,978	\$1,155	\$6,253	\$43,346	\$74,889	\$5,443	\$10,656	\$10,129	\$10,284	\$47,825
Eel	227	117	1,742	570	1,284	6,104	5,826	1,514	54	132	1,171	215	6
	\$31	\$77	\$822	\$273	\$3,272	\$14,858	\$12,561	\$4,594	\$132	\$333	\$3,803	\$595	\$12
Eel, California moray	5			1,187	1,110	1,219	775	5,598	7,516	4,891	4,819	4,726	581
	\$3			\$4,345	\$3,329	\$3,323	\$2,457	\$13,959	\$26,801	\$16,344	\$13,326	\$13,636	\$3,941
Eel, spotted cusk-								117		128	45	1	
								\$58		\$64	\$22	\$1	
Eel, wolf (wolf-eel)	6,657	2,043	12,612	2,270	1,044	1,101	1,556	1,497	434	43	11	21	4
	\$2,685	\$714	\$3,316	\$905	\$654	\$652	\$715	\$2,716	\$283	\$77	\$9	\$15	\$2
Escolar								10,244	2,987	1,519	568	5,372	3,816
								\$11,113	\$3,633	\$1,633	\$519	\$6,786	\$4,454
Eulachon	3,046			20			25						
	\$361			\$20			\$5						
Fish, unspecified	143,249	101,550	46,052	25,463	23,957	14,779	8,208	2,333	9,695	6,522	4,599	4,675	1,213
	\$10,320	\$14,051	\$9,562	\$16,158	\$6,053	\$8,462	\$38,275	\$1,983	\$4,730	\$2,897	\$2,710	\$4,131	\$1,281
Flounder, arrowtooth	100,182	79,997	62,465	119,468	345,090	218,173	125,347	161,936	259,994	110,415	104,739	82,109	94,500
	\$14,548	\$12,446	\$8,675	\$12,759	\$41,464	\$23,874	\$12,590	\$20,996	\$31,969	\$11,844	\$11,093	\$9,849	\$10,292
Flounder, starry	210,972	217,395	135,934	80,390	102,933	78,185	41,897	33,244	25,580	49,286	94,591	100,303	76,463
	\$94,742	\$102,284	\$61,171	\$35,197	\$51,233	\$39,671	\$17,982	\$17,041	\$14,816	\$21,316	\$43,416	\$44,234	\$35,755
Flounder, unspecified	70,875	47,449	69,245	35,797	12,052	27,594	24,498	5,294	7,125	11,326	6,928	34,971	29,372
	\$33,643	\$22,449	\$39,057	\$18,458	\$6,550	\$17,237	\$15,962	\$4,010	\$8,651	\$14,723	\$3,462	\$18,282	\$14,957
Flyingfish	179,528	107,032	107,369	83,889	77,638	19,720	26,476	254				6	257
	\$74,548	\$42,386	\$41,373	\$33,612	\$34,496	\$10,478	\$13,122	\$109				\$9	\$162
Garibaldi	95	261		43					25				
	\$2,012	\$6,969		\$128					\$90				
Goby, bluebanded	18	32					120						
	\$5	\$37					\$60						
Goby, yellowfin				3,869	379	2,059	12,279	1,091	678	1,367	60	731	290
				\$16,897	\$2,052	\$2,797	\$12,960	\$3,414	\$2,069	\$1,761	\$360	\$2,378	\$945

Table 4a (continued) Fish:	1987	1988	1989	1990	1991	1992	1993	1994	1995	1996	1997	1998	1999
Greenling, kelp	1,578	4,180	5,783	3,334	1,645	4,626	1,651	2,550	2,577	5,710	17,445	14,177	30,925
	\$393	\$1,234	\$2,990	\$2,758	\$1,121	\$2,092	\$3,718	\$7,357	\$5,018	\$14,975	\$50,590	\$50,768	\$123,107
Grenadiers	127,104	262,779	100,622	176,963	156,290	314,012	844,891	1,167,200	1,051,886	2,509,944	1,408,463	1,112,316	692,549
	\$19,155	\$40,107	\$11,556	\$26,455	\$19,926	\$30,374	\$98,773	\$158,516	\$164,764	\$352,865	\$177,146	\$155,492	\$85,553
Grouper	218	115			49		383	40					2
	\$157	\$152			\$54		\$243	\$20					\$4
Grouper, broomtail									29				
									\$58				
Grunion, California						1,089							
						\$327							
Guitarfish, shovelnose	55,037	52,707	53,728	52,393	52,704	39,623	31,743	10,687	7,679	12,578	24,333	31,171	37,354
	\$21,966	\$22,669	\$23,223	\$20,142	\$20,784	\$15,558	\$12,566	\$6,929	\$4,806	\$10,447	\$9,982	\$14,369	\$17,831
Hagfish		690,655	2,642,540	4,900,596	303,228	405,374	473	1,206	72	182,445	86	523	206
		\$299,144	\$1,061,859	\$2,159,512	\$158,993	\$76,621	\$144	\$672	\$72	\$36,718	\$181	\$2,312	\$117
Halfmoon	2,865	4,321	5,205	5,038	3,383	1,435	2,845	2,067	757	541	169	43	37
	\$1,814	\$3,694	\$4,159	\$4,011	\$2,952	\$1,189	\$2,595	\$1,821	\$732	\$606	\$231	\$39	\$36
Halibut, California	1,188,596	1,107,207	1,219,321	938,572	1,040,864	885,346	726,550	535,018	771,641	914,236	1,325,175	1,187,503	1,314,628
	\$2,552,378	\$2,469,965	\$2,720,709	\$2,157,683	\$2,478,805	\$2,138,355	\$1,846,736	\$1,520,105	\$2,169,094	\$2,488,430	\$3,321,403	\$2,814,031	\$3,298,315
Halibut, Pacific	62,056	42,802	304	18	4,583	2,102	3,625	371	8,506	7,504	13,707	6,313	4,011
	\$123,325	\$73,506	\$570	\$44	\$11,638	\$3,813	\$6,502	\$1,163	\$20,826	\$19,106	\$28,485	\$10,981	\$8,648
Halibut, unspecified	395		43	34	294	8,204		185	126	27	2,239	13,273	39,120
	\$886		\$115	\$78	\$833	\$18,374		\$546	\$260	\$36	\$5,100	\$30,029	\$95,914
Herring roe on kelp	43,359	15,877	87,584	185,750	143,971	127,872		67,855	56,229	255,162	339,267	82,411	86,695
	\$84,739	\$31,755	\$175,167	\$1,760,688	\$1,247,241	\$714,611		\$135,710	\$104,567	\$807,208	\$2,168,326	\$140,202	\$152,732
Herring, Pacific	18,563,149	19,050,726	20,494,005	16,393,533	16,196,408	13,931,446	8,479,520	168,660	6,055	548,083	52	250	
	\$5,627,892	\$5,598,399	\$4,772,588	\$7,014,340	\$8,323,371	\$9,492,302	\$2,068,727	\$73,849	\$209	\$403,171	\$10	\$3	
Herring, roe							558	6,335,797	10,282,009	11,379,679	20,164,390	4,429,243	5,024,647
							\$278	\$2,821,352	\$9,618,211	\$14,255,042	\$12,922,751	\$562,264	\$1,962,274
Herring, round						108,175	46,880	172,685	31,025	47,821	157,722	15,487	128,138
						\$6,826	\$2,858	\$6,959	\$1,786	\$2,632	\$21,595	\$720	\$5,126
Jack, Pacific crevalle								184			142	331	204
								\$92			\$142	\$331	\$140
Jacks, unspecified						5					5		
						\$5					\$1		
Jacksmelt	1,115	9,357	5,751	3,635	4,786	3,279	3,223	15,084	5,391	36,662	40,766	2,537	2,538
	\$326	\$3,614	\$2,018	\$1,593	\$1,698	\$2,529	\$1,157	\$9,469	\$4,100	\$21,595	\$26,187	\$1,472	\$1,742

Table 4a (continued) Fish:	1987	1988	1989	1990	1991	1992	1993	1994	1995	1996	1997	1998	1999
Kahawai			308										115
			\$154										\$57
Kelpfish, giant												27	50
												\$50	\$5
Kelpfishes				304				683	90	350		52	
				\$91				\$3,415	\$27	\$70		\$180	
Killifish, California							2,745						
							\$329						
Lingcod	1,858,526	1,958,599	2,790,918	2,346,140	1,736,081	1,351,684	1,519,826	1,251,353	1,185,454	1,065,951	1,132,240	331,245	326,138
	\$703,720	\$759,574	\$1,084,893	\$930,171	\$709,849	\$579,307	\$657,535	\$585,850	\$615,110	\$572,840	\$606,657	\$273,742	\$293,391
Lizardfish, California	4,770	8,269	17,748	20,654	19,346	6,397	10,062	6,077	10,284	10,204	600	1,778	110
	\$1,974	\$2,429	\$4,321	\$4,520	\$3,599	\$819	\$1,987	\$1,271	\$3,005	\$3,181	\$265	\$564	\$168
Louvar	11,673	10,916	8,196	14,099	6,147	17,498	15,020	5,191	5,300	9,512	6,343	11,201	8,509
	\$17,811	\$30,876	\$18,173	\$44,978	\$16,372	\$36,861	\$40,578	\$15,974	\$17,425	\$30,266	\$23,722	\$41,452	\$31,197
Mackerel, bullet	7,000							19		3,673	267,738	52,068	12,473
	\$350							\$8		\$514	\$66,811	\$12,615	\$499
Mackerel, jack	17,681,368	11,171,852	23,690,894	7,104,558	3,732,110	2,666,112	3,688,205	5,960,971	3,810,337	4,798,004	2,558,062	1,815,779	2,099,874
	\$747,349	\$729,168	\$1,484,524	\$441,288	\$253,979	\$247,797	\$287,846	\$377,037	\$275,975	\$294,867	\$229,748	\$259,452	\$186,755
Mackerel, Pacific	59,392,728	66,418,632	46,444,496	68,511,114	69,840,213	40,948,030	26,010,602	22,063,343	19,014,939	21,157,770	40,560,810	45,227,148	19,152,855
	\$2,907,656	\$4,712,407	\$3,159,159	\$4,147,929	\$5,303,462	\$4,166,208	\$1,503,579	\$1,291,080	\$1,264,231	\$1,302,967	\$2,724,257	\$2,502,061	\$1,088,514
Mackerel, unspecified	43,614,094	45,714,328	58,776,101	19,927,514	746,414	6,063		30		8,120	2,094		958
	\$1,702,269	\$2,253,731	\$3,309,826	\$1,222,659	\$70,239	\$1,496		\$12		\$2,026	\$723		\$331
Midshipman, plainfin	37			33	23			35	342		794	60	149
	\$18			\$18	\$11			\$28	\$41		\$79	\$30	\$30
Mudsucker, longjaw	564	116	44			184	14	10					
	\$3,578	\$266	\$611			\$263	\$70	\$20					
Mullet, striped	17,134	14,089	4,936	19,338	16,826	17,351	13,514	7,377	6,601	10,476	5,415	1,103	
	\$12,834	\$10,593	\$3,724	\$13,205	\$12,610	\$13,907	\$11,145	\$5,057	\$4,790	\$5,835	\$4,240	\$846	
Needlefish, California						103			50				
						\$51			\$25				
Oilfish										3,166	285	767	1,257
										\$6,328	\$570	\$1,041	\$1,539
Opah	92,492	67,865	116,753	104,309	81,669	112,785	123,614	155,811	144,235	180,972	177,515	249,043	145,346
	\$39,819	\$35,053	\$53,495	\$56,644	\$45,146	\$50,449	\$53,645	\$69,597	\$65,703	\$84,480	\$70,668	\$98,075	\$66,552
Opaleye	4,599	12,104	8,690	6,939	1,278	4,124	3,777	6,017	963	986	358	1,717	939
	\$3,592	\$8,246	\$4,730	\$4,037	\$911	\$2,995	\$4,821	\$6,696	\$584	\$878	\$345	\$1,989	\$1,203

Table 4a (continued) Fish:	1987	1988	1989	1990	1991	1992	1993	1994	1995	1996	1997	1998	1999
Prickleback, monkeyface	28			92	934	13	125	750	765	561	179	224	170
	\$14			\$46	\$2,733	\$7	\$187	\$1,645	\$2,265	\$1,802	\$523	\$641	\$512
Queenfish	157	122	191	4,142	31	359	40,146	374	1,429	143	27,877	128	399
	\$34	\$43	\$129	\$2,067	\$8	\$279	\$1,685	\$327	\$1,012	\$63	\$1,939	\$348	\$119
Ratfish, spotted								6	6		735	94	465
								\$23	\$3		\$74	\$39	\$173
Ray, bat	131						4,200	2	1,099	3,154	3,280	6,935	2,205
	\$39						\$420	\$10	\$352	\$647	\$690	\$2,565	\$807
Ray, Pacific electric	4	445					50	1,326	3,539	2,088	942	747	1,182
	\$2	\$5,944					\$16	\$3,746	\$9,118	\$11,672	\$2,504	\$3,580	\$3,156
Ray, unspecified	673	1,273					40	215	375	126	7,168	2,463	204
	\$6,579	\$15,213					\$5	\$68	\$380	\$136	\$1,304	\$10,085	\$202
Sablefish	9,585,595	8,360,438	8,720,361	8,070,375	7,353,503	8,098,798	5,720,285	4,790,273	6,186,887	6,998,196	6,482,300	3,167,370	4,336,490
	\$3,255,017	\$3,369,697	\$3,199,785	\$3,576,442	\$3,689,177	\$4,402,494	\$2,483,715	\$3,390,335	\$7,263,691	\$8,560,698	\$9,011,436	\$3,390,291	\$4,272,270
Salema						9							
						\$4							
Salmon	153,653	94,428	75,518	42,174	10,825	54,405	57,188	6,405	3,435	1,982	8,373	2,281	9,503
	\$465,208	\$241,802	\$155,217	\$125,545	\$30,242	\$152,694	\$130,058	\$14,440	\$5,905	\$4,112	\$14,969	\$6,853	\$25,033
Salmon, Chinook	8,898,040	14,340,269	5,506,085	4,081,378	3,228,034	1,589,118	2,521,384	3,098,919	6,777,553	4,114,520	5,273,477	1,844,677	3,842,750
	\$24,581,785	\$40,915,169	\$13,111,772	\$11,292,561	\$8,319,865	\$4,346,400	\$5,681,986	\$6,424,015	\$12,008,494	\$5,950,430	\$7,305,566	\$3,036,193	\$7,422,532
Salmon, chum				6		54		2	13				
				\$12		\$36		\$21	\$23				
Salmon, coho	245,711	320,051	231,987	313,145	461,722	11,926	480	1,011	5,164	14	1,458	102	327
	\$492,266	\$706,923	\$392,877	\$620,749	\$702,453	\$19,650	\$984	\$2,419	\$9,073	\$14	\$2,834	\$177	\$546
Salmon, pink	3,449	269	4,467		185		109		50	7			
	\$2,502	\$135	\$3,418		\$120		\$372		\$88	\$6			
Salmon, roe (Chinook and coho)								317	1,435	1,994	3,651	291	868
								\$321	\$2,192	\$2,864	\$3,041	\$325	\$1,657
Sanddab	1,175,870	1,164,131	1,408,173	1,433,826	1,232,057	623,169	772,696	1,408,535	1,483,628	1,737,171	2,044,957	1,434,980	2,044,690
	\$429,277	\$403,702	\$407,190	\$436,387	\$439,616	\$236,521	\$339,318	\$518,173	\$540,715	\$595,826	\$664,099	\$465,006	\$666,313
Sanddab, longfin													3
													\$1
Sanddab, Pacific				9	17	49	1,210	91,278	9,908	958	1,041	2,755	24,399
				\$3	\$17	\$49	\$364	\$20,918	\$1,145	\$270	\$212	\$1,186	\$6,312
Sanddab, speckled											30	231	
											\$9	\$74	

Table 4a (continued) Fish:	1987	1988	1989	1990	1991	1992	1993	1994	1995	1996	1997	1998	1999
Sardine, Pacific	968,776	2,619,999	1,844,620	3,668,980	16,727,151	39,571,922	33,830,484	25,669,551	88,905,577	71,778,045	95,339,046	94,700,718	131,157,672
	\$62,610	\$64,782	\$131,446	\$187,430	\$892,770	\$1,739,164	\$1,541,446	\$1,400,585	\$3,577,735	\$3,094,812	\$4,351,379	\$3,616,938	\$5,088,319
Sargo	109	1,037	179	109	289	480	180	312			478	51	176
	\$75	\$852	\$117	\$76	\$202	\$339	\$150	\$298			\$496	\$54	\$210
Saury, Pacific									53				
									\$21				
Scorpionfish, California	28,786	29,829	42,450	86,189	63,827	77,323	58,877	113,123	90,770	76,649	83,472	112,824	86,688
	\$30,327	\$28,200	\$61,199	\$162,264	\$104,810	\$124,350	\$94,620	\$181,007	\$146,466	\$115,927	\$137,073	\$190,267	\$203,566
Sculpin, staghorn	110	4,920	2,684	5,730	5,087	5,238	5,198	3,557	1,838	1,711	2,221	3,097	2,723
	\$136	\$7,830	\$7,100	\$14,289	\$17,204	\$12,666	\$10,454	\$7,358	\$4,542	\$7,009	\$5,623	\$4,801	\$9,619
Sculpin, yellowchin									4				
									\$2				
Seabass, white	116,454	107,600	116,022	133,661	163,784	125,149	100,060	78,932	73,293	96,162	58,554	164,415	247,844
	\$222,521	\$216,176	\$248,660	\$286,979	\$341,799	\$264,110	\$206,040	\$149,947	\$163,941	\$197,242	\$128,095	\$314,475	\$426,548
Senorita								4	222				
								\$2	\$129				
Shad, American	19,327	28,102	32,642	44,051	70,659	35,938	12,092	957	108	378	1,014	797	5
	\$34,238	\$45,917	\$46,443	\$75,385	\$121,702	\$60,259	\$21,903	\$1,433	\$34	\$132	\$994	\$804	\$3
Shad, threadfin	16,878	4,308	1,718	10,984	11,521	26,317	36,522	56,692	35,086	68,022	64,241	53,976	52,858
	\$26,811	\$7,641	\$3,436	\$17,505	\$24,384	\$49,278	\$62,297	\$97,760	\$61,537	\$109,958	\$102,102	\$74,269	\$47,039
Shark, basking				81			902	80					193
				\$49			\$902	\$116					\$199
Shark, bigeye thresher	25,304	12,033	22,093	39,931	40,911	27,899	56,545	47,942	40,345	24,741	40,930	14,098	7,090
	\$21,021	\$9,634	\$21,175	\$34,607	\$24,783	\$14,758	\$29,176	\$34,066	\$25,230	\$16,432	\$35,655	\$9,773	\$5,877
Shark, blacktip							1,600						34
							\$960						\$68
Shark, blue	3,410	7,147	13,521	43,675	1,200	2,880	522	24,828	7,360	320	236	1,070	116
	\$1,321	\$2,093	\$3,309	\$11,129	\$515	\$1,750	\$387	\$15,972	\$2,610	\$95	\$65	\$385	\$29
Shark, brown smoothhound	12,905	15,515	11,132	12,452	10,444	10,156	7,118	3,886	454	882	2,676	5,020	9,518
	\$6,650	\$10,286	\$5,586	\$5,993	\$5,299	\$5,432	\$4,428	\$5,033	\$587	\$382	\$1,233	\$3,805	\$6,070
Shark, dusky						526							
						\$79							
Shark, gray smoothhound		20	412	606	68	87		38	238	760	1,007	83	1,100
		\$22	\$102	\$341	\$124	\$38		\$13	\$65	\$207	\$443	\$78	\$1,318
Shark, horn	53	136	32	134		1		7	81		69		40
	\$1,607	\$3,343	\$64	\$135		\$1		\$175	\$111		\$17		\$20

Table 4a (continued) Fish:	1987	1988	1989	1990	1991	1992	1993	1994	1995	1996	1997	1998	1999
Shark, leopard	55,344	41,704	50,495	41,130	47,735	42,242	52,150	27,615	18,660	13,849	20,508	26,219	25,584
	\$38,249	\$34,895	\$40,593	\$29,702	\$34,778	\$32,176	\$36,056	\$19,533	\$17,677	\$11,223	\$18,114	\$24,322	\$23,820
Shark, Pacific angel	940,136	491,284	268,841	250,895	181,748	123,554	66,654	23,230	19,711	17,995	33,673	55,342	53,396
	\$542,591	\$307,172	\$166,148	\$164,619	\$119,567	\$77,768	\$43,741	\$14,735	\$12,550	\$14,297	\$29,423	\$51,729	\$50,869
Shark, pelagic thresher	2,294	773	249	1,733		638	684	210	6,270	1,504	45,162	2,334	13,398
	\$1,842	\$822	\$149	\$1,680		\$602	\$416	\$42	\$8,778	\$1,557	\$63,388	\$2,666	\$18,424
Shark, salmon	255	265	351		22		15,453	168	263		188	126	278
	\$189	\$201	\$176		\$11		\$7,908	\$168	\$95		\$94	\$139	\$695
Shark, sevengill	170	21	13		15	77		48		89	40	30	174
	\$119	\$20	\$11		\$15	\$37		\$38		\$58	\$22	\$22	\$106
Shark, shortfin mako	611,981	489,183	388,299	567,601	333,055	215,876	185,254	193,782	145,278	142,152	210,350	151,416	95,234
	\$709,317	\$650,342	\$544,253	\$740,895	\$416,464	\$230,773	\$221,345	\$245,255	\$165,856	\$163,069	\$237,658	\$173,544	\$110,397
Shark, sixgill	55	20		1,086	17		165	916			25	190	208
	\$110	\$40		\$543	\$8		\$165	\$275			\$16	\$168	\$200
Shark, smooth hammerhead	1,807	537	158	1,994	51	5,031	922	648		518	382	1,803	
	\$984	\$565	\$79	\$1,264	\$43	\$2,415	\$411	\$482		\$237	\$221	\$1,158	
Shark, soupfin	201,420	140,507	165,346	125,713	104,849	95,779	77,432	79,486	63,911	83,868	84,933	78,530	98,434
	\$171,315	\$128,878	\$136,961	\$103,276	\$79,690	\$71,883	\$59,157	\$68,910	\$55,123	\$70,654	\$79,812	\$65,759	\$85,437
Shark, spiny dogfish	53,935	3,773	3,430	6,873	1,523	3,350	6,230	1,221	232	1,320	8,405	14,996	77,752
	\$5,253	\$630	\$803	\$1,304	\$232	\$469	\$1,587	\$596	\$52	\$2,462	\$2,334	\$7,093	\$68,048
Shark, swell		2	4					778	125	210	26	50	10
		\$10	\$20					\$78	\$96	\$120	\$13	\$50	\$5
Shark, thresher	525,076	536,232	650,054	462,041	758,238	394,192	356,059	427,513	342,335	405,042	411,487	459,437	328,592
	\$787,169	\$817,859	\$887,667	\$637,978	\$968,655	\$459,971	\$458,863	\$583,587	\$472,558	\$585,543	\$589,824	\$604,971	\$469,958
Shark, unspecified	167,849	44,227	22,769	18,184	10,704	6,966	9,773	12,445	25,076	9,485	12,919	11,797	13,354
	\$51,280	\$27,331	\$14,853	\$10,023	\$5,917	\$4,008	\$6,141	\$7,378	\$22,637	\$4,040	\$12,680	\$10,491	\$5,860
Shark, white	1,343	2,196	1,345	265	121	957		364	332	512	258	136	
	\$1,099	\$1,014	\$350	\$256	\$128	\$345		\$285	\$1,492	\$480	\$258	\$210	
Sharks, cow	358	156	131	23		557	47	122	81		27		
	\$162	\$184	\$96	\$23		\$470	\$59	\$73	\$81		\$11		
Sheephead, California	32,865	29,314	33,019	123,539	191,705	258,502	314,151	259,099	253,658	252,035	301,815	261,640	129,598
	\$19,678	\$29,820	\$55,378	\$457,787	\$503,857	\$603,259	\$812,820	\$749,345	\$702,094	\$693,805	\$849,389	\$690,653	\$414,464
Sierra, Pacific	52												
	\$26												
Silversides	4,854	1,973	1,707	1,451	7,546	381	2,056	35	1,200	162	130	34	24
	\$1,256	\$705	\$687	\$773	\$1,940	\$99	\$818	\$18	\$392	\$37	\$44	\$17	\$6

Table 4a (continued) Fish:	1987	1988	1989	1990	1991	1992	1993	1994	1995	1996	1997	1998	1999
Skate, big									230		534	3,592	1,257
									\$87		\$96	\$647	\$478
Skate, California								155					141
								\$28					\$56
Skate, thornback										18	70	1,427	24
										\$5	\$28	\$1,070	\$2
Skate, unspecified	169,691	127,852	174,838	143,732	113,144	103,469	78,070	93,236	413,048	1,830,076	2,964,740	1,831,148	1,867,897
	\$49,808	\$37,917	\$44,667	\$39,537	\$32,875	\$31,563	\$24,014	\$29,635	\$89,345	\$392,291	\$574,032	\$385,361	\$288,068
Smelt, night	581	11,477	80,062	556,356	901,367	455,907	666,811	1,242,232	1,217,488	1,254,119	894,487	399,502	548,446
	\$195	\$3,698	\$24,026	\$166,789	\$262,272	\$116,070	\$136,094	\$322,265	\$367,017	\$328,200	\$211,463	\$106,666	\$165,079
Smelt, surf	5,778	11,058	189,765	286,295	419,288	393,537	433,715	665,020	803,179	819,301	847,022	103,397	11,611
	\$1,575	\$2,356	\$28,709	\$44,861	\$67,893	\$63,825	\$68,839	\$162,176	\$243,773	\$190,170	\$192,921	\$30,683	\$3,577
Smelt, whitebait	487,819	449,070	394,581	52,675	26,761	53,910	8,864	1,610	5,855	1,995	40		1,519
	\$146,790	\$137,313	\$120,070	\$19,039	\$8,550	\$14,233	\$2,697	\$615	\$3,806	\$1,082	\$10		\$288
Smelts, true	434,618	395,662	80,739	5,200	4,713	554	3,486	3,584	5,829		100	219	1,794
	\$68,822	\$60,545	\$13,002	\$1,751	\$1,373	\$386	\$879	\$3,233	\$2,898		\$48	\$153	\$717
Snapper -Mexico-								9					
								\$4					
Sole, bigmouth	178				202	20			103		3		
	\$45				\$77	\$20			\$64		\$1		
Sole, butter	32,794	9,962	3,611	2,429	1,774	15	993	262		1,897	57	6	55
	\$6,269	\$2,128	\$539	\$845	\$537	\$10	\$325	\$105		\$1,648	\$21	\$2	\$24
Sole, Dover	23,723,647	18,071,140	17,027,320	13,933,131	17,021,228	19,054,146	14,426,111	9,888,498	13,417,995	14,107,539	11,693,676	7,900,722	8,434,519
	\$6,368,720	\$5,285,117	\$4,484,889	\$3,672,285	\$5,059,314	\$5,414,020	\$3,924,129	\$2,904,261	\$4,293,648	\$4,245,105	\$3,360,089	\$2,670,791	\$2,800,814
Sole, English	2,914,757	2,351,349	2,321,579	1,967,038	1,789,770	1,268,119	1,044,544	1,019,534	1,101,103	1,281,212	1,430,131	940,527	840,107
	\$1,152,143	\$940,724	\$873,285	\$682,100	\$664,297	\$464,067	\$367,102	\$379,473	\$426,130	\$478,519	\$493,343	\$343,840	\$290,949
Sole, fantail	29,901	67,589	93,253	317	2,729	4,439	1,129	476	527	1,534	224	1,889	684
	\$6,020	\$24,419	\$36,779	\$238	\$1,630	\$2,446	\$556	\$380	\$465	\$1,544	\$207	\$1,398	\$456
Sole, petrale	1,815,848	1,752,935	1,853,223	1,495,649	1,620,124	1,172,949	1,021,859	1,211,845	1,305,154	1,803,639	1,836,090	1,042,122	1,247,391
	\$1,390,414	\$1,346,999	\$1,450,391	\$1,221,002	\$1,331,403	\$938,151	\$824,601	\$1,037,680	\$1,193,853	\$1,615,539	\$1,635,933	\$995,843	\$1,165,621
Sole, rex	1,818,775	1,854,323	1,651,683	1,226,689	1,369,558	970,859	1,007,925	1,256,861	1,517,177	1,097,983	1,000,369	638,160	629,783
	\$649,399	\$695,984	\$606,943	\$427,388	\$489,357	\$341,729	\$364,269	\$475,495	\$599,554	\$409,423	\$362,639	\$242,359	\$244,256
Sole, rock	9,151	12,064	22,070	15,659	14,618	9,434	14,971	8,400	15,691	7,822	20,762	21,506	14,515
	\$3,762	\$5,405	\$8,979	\$5,764	\$5,329	\$3,936	\$7,096	\$3,624	\$7,318	\$3,370	\$8,405	\$9,653	\$6,387
Sole, sand	336,256	247,970	244,088	207,528	144,703	138,343	161,789	121,880	81,496	137,148	109,918	77,254	60,137
	\$245,295	\$184,864	\$179,200	\$156,514	\$107,671	\$104,454	\$123,425	\$94,443	\$65,663	\$112,194	\$88,147	\$58,591	\$47,321



Table 4a (continued) Fish:	1987	1988	1989	1990	1991	1992	1993	1994	1995	1996	1997	1998	1999
Sole, slender			3							41		6	
			\$2							\$4		\$5	
Sole, tongue								96				17	21
								\$64				\$43	\$13
Sole, unspecified	78,811	56,487	46,632	27,251	59,642	38,370	31,221	35,829	82,800	65,390	48,002	50,688	32,745
	\$34,544	\$30,244	\$27,394	\$14,708	\$34,067	\$19,416	\$19,094	\$19,566	\$43,278	\$33,158	\$26,974	\$29,863	\$21,671
Splittail						31	62				340		
						\$30	\$93				\$398		
Stickleback, threespine	2,549	177		14	121			167	31			61	254
	\$6,644	\$5,342		\$462	\$2,653			\$20,280	\$1,020			\$1,534	\$1,387
Stingray	298	36		240		40	130	543	48	125	2,111	545	1,463
	\$2,981	\$1,824		\$92		\$6	\$39	\$109	\$17	\$56	\$477	\$136	\$386
Sturgeons			16										
			\$8										
Sunfish, ocean	245	334	5	18					117				
	\$341	\$333	\$6	\$9					\$94				
Surfperch, barred	22,357	23,203	16,584	18,842	22,912	25,200	8,699	36,936	39,982	33,169	28,038	34,411	9,562
	\$27,523	\$28,707	\$20,954	\$27,378	\$34,281	\$41,190	\$14,451	\$63,987	\$72,270	\$52,715	\$45,710	\$60,854	\$14,781
Surfperch, black	553	397	581	933	1,951	1,258	150	1,303	117	20	303	15	42
	\$120	\$127	\$312	\$450	\$757	\$860	\$114	\$1,159	\$204	\$10	\$76	\$53	\$69
Surfperch, calico			2	1	157	148		1			67		
			\$2	\$3	\$236	\$215		\$3			\$43		
Surfperch, dwarf										6			
										\$7			
Surfperch, pile	55		6				124	795	1,160	3,493	1,461	62	505
	\$33		\$8				\$81	\$685	\$1,160	\$3,199	\$1,052	\$61	\$578
Surfperch, rainbow		476	894	1,837	640	2,188	2,098	640	23	48	55	8	44
		\$384	\$893	\$1,774	\$598	\$2,162	\$2,030	\$770	\$22	\$70	\$33	\$4	\$182
Surfperch, redtail	23,045	21,223	32,354	40,158	26,590	35,976	49,139	35,404	38,023	32,773	32,230	25,252	29,798
	\$19,417	\$16,912	\$29,523	\$39,936	\$26,818	\$35,188	\$49,240	\$35,831	\$37,299	\$34,996	\$35,405	\$27,720	\$33,422
Surfperch, rubberlip		31	3	106	68	6	30	282	418	930	261	42	314
		\$22	\$1	\$100	\$61	\$4	\$31	\$444	\$417	\$1,064	\$278	\$110	\$362
Surfperch, shiner	53	2,650	1,490	1,344	455	225	20	4	45		35	12	
	\$23	\$1,639	\$742	\$962	\$250	\$138	\$12	\$34	\$27		\$35	\$9	
Surfperch, unspecified	99,492	59,061	65,822	74,252	49,526	64,101	50,519	18,027	9,872	13,505	12,041	13,911	6,609
	\$71,819	\$54,452	\$54,354	\$52,983	\$60,807	\$95,809	\$76,301	\$19,889	\$15,508	\$17,834	\$17,978	\$23,661	\$11,149

Table 4a (continued) Fish:	1987	1988	1989	1990	1991	1992	1993	1994	1995	1996	1997	1998	1999
Surfperch, walleye		10	100	19	434	511	482	271	4	1,258	2,011	18	
		\$5	\$50	\$13	\$303	\$362	\$316	\$279	\$5	\$1,111	\$1,608	\$21	
Surfperch, white	12	19	366	157	2,014	49		10			12		2,538
	\$10	\$12	\$236	\$94	\$1,188	\$32		\$8			\$4		\$7,479
Swordfish	2,740,942	2,484,395	2,063,996	1,878,811	1,564,925	2,355,208	2,684,829	2,574,910	1,764,736	1,767,400	2,204,962	2,063,901	3,072,454
	\$10,409,413	\$9,508,443	\$7,889,380	\$7,159,740	\$6,345,295	\$7,491,326	\$9,016,840	\$9,510,874	\$6,484,145	\$5,828,587	\$6,072,476	\$5,652,514	\$8,379,186
Thornyhead, longspine								944	5,856,808	5,420,006	4,607,623	2,924,672	2,379,618
								\$872	\$5,872,599	\$4,603,316	\$3,527,194	\$1,995,337	\$2,052,541
Thornyhead, shortspine								179	1,666,441	1,543,123	1,315,231	1,230,993	785,582
								\$251	\$1,904,808	\$1,518,085	\$1,283,673	\$1,169,431	\$913,486
Thornyheads (unspecified)	6,508,187	9,956,776	11,846,487	11,884,714	6,313,351	9,648,266	9,167,428	7,294,240	502,621	345,132	271,310	107,811	131,417
	\$1,892,486	\$3,433,289	\$4,355,554	\$4,578,588	\$2,892,374	\$4,689,243	\$4,582,094	\$5,558,046	\$534,317	\$392,329	\$372,955	\$168,045	\$181,287
Tomcod, Pacific	186			392	11	33	125	39	203	13,421	18,665	6,633	2,045
	\$61			\$784	\$22	\$66	\$75	\$87	\$157	\$1,740	\$1,943	\$1,286	\$205
Topsmelt		119	186					69			133		
		\$105	\$171					\$35			\$95		
Trawled fish for animal food	64,155	89,900	121,731	76,274	23,659	1,117		44					
	\$39,135	\$73,718	\$74,256	\$51,104	\$14,432	\$726		\$29					
Trawled fish, unspecified												45	
												\$27	
Triggerfish	525	5	4			4	4	298			11		48
	\$105	\$5	\$3			\$2	\$2	\$209			\$12		\$133
Tuna, albacore	3,511,483	2,669,518	1,918,907	1,902,312	1,493,802	2,802,513	4,027,882	6,989,093	1,833,340	11,332,004	7,398,253	5,315,548	12,318,023
	\$2,076,713	\$1,774,609	\$972,170	\$1,820,271	\$1,165,818	\$3,129,151	\$3,772,396	\$6,320,708	\$1,510,437	\$10,731,960	\$5,797,422	\$3,347,768	\$10,320,614
Tuna, bigeye	109,671	14,171	1,374	4,924	16,092	14,701	56,310	83,238	85,475	111,005	167,015	100,376	216,306
	\$70,149	\$20,336	\$2,413	\$8,295	\$45,717	\$43,135	\$209,792	\$307,349	\$259,527	\$263,993	\$349,667	\$271,931	\$669,741
Tuna, blackfin	1,154						890						
	\$866						\$890						
Tuna, bluefin	1,814,038	1,771,704	2,246,117	2,040,069	228,895	2,396,650	1,231,796	2,012,277	1,368,432	10,327,599	4,958,129	4,282,466	364,680
	\$2,294,248	\$2,732,567	\$785,784	\$1,630,756	\$115,514	\$1,244,456	\$785,212	\$1,678,673	\$974,248	\$4,042,445	\$2,688,981	\$2,852,225	\$1,067,840
Tuna, longtail								82					
								\$98					
Tuna, skipjack	12,619,100	19,539,462	9,932,414	4,972,810	7,511,801	5,700,648	10,006,587	4,653,967	15,327,491	12,024,568	13,387,085	12,614,505	8,286,038
	\$5,478	\$788,642	\$29,636	\$1,728,506	\$2,272,981	\$970,500	\$2,417,196	\$1,751,403	\$4,789,673	\$3,984,396	\$5,556,802	\$5,230,061	\$2,748,207
Tuna, skipjack, black			360				137,980	176,460	221,937	184,420	91,867	509,362	197,308
			\$687				\$28,976	\$35,292	\$48,737	\$37,067	\$20,670	\$151,575	\$61,033

Table 4a (continued) Fish:	1987	1988	1989	1990	1991	1992	1993	1994	1995	1996	1997	1998	1999
Tuna, unspecified	283,784	24,205	169,037	101,520	25,290	22,466	35,229	70,963	3,036	6,948	23,369	23,832	24,660
	\$448,055	\$49,588	\$298,616	\$76,834	\$20,994	\$21,532	\$70,659	\$70,274	\$6,367	\$32,081	\$19,059	\$61,685	\$60,851
Tuna, yellowfin	51,148,999	43,033,184	38,834,295	18,759,198	9,209,748	7,384,579	8,275,912	11,142,007	6,543,938	7,376,320	10,524,823	12,736,163	2,981,179
	\$914,323	\$3,009,702	\$558,575	\$21,291,712	\$9,592,636	\$4,976,279	\$6,127,052	\$4,517,965	\$2,972,220	\$3,140,444	\$5,026,131	\$5,779,220	\$1,444,180
Turbot	42,582	23,810	30,573	20,161	20,574	26,855	17,262	10,055	14,961	16,450	20,905	11,473	8,020
	\$13,940	\$8,039	\$7,302	\$6,548	\$6,532	\$7,639	\$5,320	\$2,815	\$3,295	\$4,615	\$7,201	\$4,141	\$2,983
Turbot, c-o								106					
								\$53					
Turbot, curlfin								211	275		5	30	90
								\$53	\$158		\$2	\$30	\$68
Turbot, diamond						15							
						\$8							
Turbot, hornyhead									333	105		34	
									\$119	\$37		\$12	
Wahoo	23,328	2,714	238	10,587	7,610	19,450	15,342	4,533	5,954	3,452	16,248	18,988	4,161
	\$11,294	\$4,642	\$602	\$6,957	\$3,454	\$15,970	\$11,046	\$4,521	\$4,141	\$3,547	\$8,689	\$16,290	\$4,102
Whitefish, ocean	7,036	3,095	3,174	6,067	5,014	5,886	10,380	50,746	27,822	31,450	21,232	23,857	11,188
	\$2,766	\$2,172	\$3,079	\$5,456	\$3,396	\$4,538	\$10,367	\$32,309	\$15,704	\$20,438	\$16,475	\$29,215	\$22,307
Whiting, Pacific	9,959,960	14,401,883	16,089,053	12,166,679	15,196,943	10,868,278	6,834,597	7,964,783	9,018,285	6,395,184	14,028,191	12,617,919	2,883,014
	\$610,541	\$978,338	\$911,376	\$793,201	\$886,944	\$597,377	\$343,358	\$353,990	\$456,482	\$238,893	\$607,223	\$394,216	\$115,612
Wrasse, rock		1						4					
		\$90						\$14					
Yellowtail	56,853	85,118	28,321	40,312	21,549	15,281	59,066	31,992	9,789	29,680	73,428	244,858	66,620
	\$55,644	\$74,899	\$30,935	\$42,660	\$22,557	\$15,340	\$67,519	\$45,664	\$12,040	\$38,605	\$79,007	\$249,393	\$72,142
Zebraperch	218	232		1,519	11	630				5	1,060	40	
	\$185	\$197		\$1,095	\$13	\$444				\$10	\$795	\$40	
Total pounds	303,832,338	308,966,179	293,156,412	232,260,433	201,708,709	183,484,413	153,958,226	139,112,495	210,931,704	220,497,580	273,077,797	231,697,259	231,791,846
Total ex-vessel value (dollars)	\$78,239,153	\$98,856,119	\$62,956,272	\$87,934,173	\$69,326,861	\$62,893,684	\$53,750,962	\$58,346,011	\$74,530,384	\$85,964,049	\$86,570,235	\$54,475,863	\$62,515,997

Table 4b. Total statewide landings (pounds) and ex-vessel value (dollars) generated by rockfish, 1987-1999

Year and Pounds Landed and Ex-vessel Value (dollars)													
Rockfish:	1987	1988	1989	1990	1991	1992	1993	1994	1995	1996	1997	1998	1999
Rockfish, aurora							332				97	4	
							\$481				\$114	\$3	
Rockfish, bank	80,657	113,561	35,467	35,317	91,414	27,715	99,524	55,867	106,376	66,639	81,466	451,477	27,166
	\$33,542	\$27,389	\$7,193	\$11,630	\$32,000	\$9,800	\$40,684	\$24,766	\$46,460	\$28,833	\$33,974	\$207,119	\$12,833
Rockfish, black	42,402	61,385	230,297	284,390	277,053	194,145	85,711	248,713	244,928	272,928	269,332	188,642	130,194
	\$15,452	\$26,967	\$82,336	\$119,876	\$109,381	\$85,535	\$41,684	\$117,568	\$130,038	\$152,812	\$155,543	\$104,802	\$98,715
Rockfish, black-and-yellow	222	44	13		41		80	5		7	889	2,063	23,581
	\$103	\$18	\$17		\$35		\$40	\$3		\$30	\$3,066	\$5,460	\$102,634
Rockfish, blackgill	455,711	649,016	602,888	510,549	618,695	688,650	490,442	579,005	411,473	479,860	414,246	348,550	77,867
	\$237,182	\$317,067	\$337,567	\$323,936	\$377,212	\$382,856	\$282,994	\$403,854	\$279,173	\$354,919	\$278,240	\$238,846	\$57,397
Rockfish, blue	21,735	21,389	37,938	45,029	19,439	27,419	26,269	73,600	40,356	25,311	86,180	92,215	30,423
	\$7,610	\$7,245	\$14,082	\$20,348	\$8,356	\$12,095	\$14,584	\$39,314	\$23,336	\$15,351	\$49,700	\$57,707	\$24,788
Rockfish, bocaccio		27	3	5,741	2,163,113	2,994,177	2,575,401	1,883,077	1,678,908	1,022,044	599,972	298,388	156,872
		\$13	\$1	\$1,630	\$725,640	\$1,120,121	\$978,095	\$763,518	\$735,044	\$431,416	\$261,093	\$149,332	\$84,732
Rockfish, bronzespotted					8	13	31	54	627		16	137	
					\$2	\$3	\$11	\$41	\$627		\$7	\$150	
Rockfish, brown	9,257	28,355	60,474	28,239	3,061	11,166	8,343	9,200	3,843	2,729	6,612	13,012	24,502
	\$3,782	\$9,107	\$16,614	\$13,307	\$1,240	\$5,425	\$3,657	\$9,590	\$5,243	\$3,807	\$3,369	\$12,490	\$41,507
Rockfish, canary	3,868	5,481	7,719	104,073	60,737	107,805	84,992	205,338	341,969	404,248	477,672	399,489	239,625
	\$2,391	\$3,543	\$5,865	\$73,028	\$40,167	\$68,267	\$43,532	\$146,615	\$219,914	\$256,227	\$321,791	\$240,086	\$162,052
Rockfish, chameleon						6						18	
						\$2						\$14	
Rockfish, chilipepper	7,604	18,004	35,487	9,204	1,937,001	3,303,642	2,074,784	2,682,990	2,819,834	2,749,430	2,802,935	2,052,347	1,936,287
	\$3,123	\$6,083	\$11,276	\$3,836	\$661,436	\$1,177,028	\$814,037	\$1,182,397	\$1,275,636	\$1,190,742	\$1,239,134	\$920,537	\$889,318
Rockfish, China	12,766	17,874	12,637	13,331	17,997	11,962	10,324	67,963	58,156	38,388	47,657	21,837	14,362
	\$8,085	\$12,918	\$8,535	\$11,858	\$21,260	\$14,071	\$17,281	\$124,167	\$108,771	\$70,260	\$106,259	\$61,711	\$55,535
Rockfish, copper	6,348	3,935	27,420	56,812	36,183	37,439	15,804	76,832	97,591	141,988	100,456	66,148	35,418
	\$4,137	\$2,637	\$12,134	\$30,265	\$20,720	\$19,945	\$12,640	\$110,748	\$137,132	\$203,733	\$118,404	\$84,277	\$65,756
Rockfish, copper (whitebelly)	689	710	1,716	2,615	10,375	6,414	5,339	25			597	10	48
	\$646	\$650	\$1,075	\$1,836	\$8,060	\$5,035	\$5,347	\$30			\$612	\$10	\$144
Rockfish, cowcod	102,849	41,627	53,789	35,733	15,180	25,517	30,391	33,596	52,129	34,007	21,625	25,768	6,809
	\$92,089	\$43,851	\$39,552	\$36,540	\$20,041	\$30,788	\$37,832	\$39,335	\$60,196	\$36,094	\$23,319	\$35,154	\$8,717
Rockfish, darkblotched										10,078	25,513	8,203	1,259
										\$4,636	\$9,808	\$339	\$423

Table 4b (continued) Rockfish:	1987	1988	1989	1990	1991	1992	1993	1994	1995	1996	1997	1998	1999
Rockfish, flag						9	1,943	180	1,005	18	130	170	1
						\$8	\$4,167	\$243	\$890	\$20	\$52	\$72	\$5
Rockfish, gopher		13	28	91	5	7,449	350	31,337	17,327	12,095	19,409	23,477	93,449
		\$13	\$30	\$91	\$4	\$9,857	\$732	\$35,686	\$36,382	\$20,199	\$48,483	\$66,295	\$330,711
Rockfish, grass					3,653	11,267	22,139	72,601	108,714	93,276	87,829	92,196	59,258
					\$3,658	\$15,694	\$72,514	\$293,826	\$506,216	\$425,433	\$408,586	\$446,713	\$299,142
Rockfish, greenblotched				5								19	
				\$2								\$10	
Rockfish, greenspotted		541	935	104	2,886	29,605	9,323	33,381	15,356	41,785	44,779	27,160	13,523
		\$352	\$608	\$81	\$2,024	\$19,081	\$6,391	\$32,441	\$13,614	\$38,603	\$32,572	\$19,464	\$14,335
Rockfish, greenstriped					1,045	1,686	1,643	3,140	4,219	1,529	1,909	7,317	1,781
					\$523	\$765	\$721	\$1,115	\$1,280	\$381	\$520	\$5,436	\$1,129
Rockfish, group black/blue								10,309	384	2,226	8,192	2,695	487
								\$5,545	\$404	\$1,173	\$4,503	\$1,414	\$449
Rockfish, group bocaccio/chilipepper	5,029,299	4,023,948	4,139,424	3,851,594	23,127	10,674	15,472				542		
	\$1,994,719	\$1,524,876	\$1,494,614	\$1,409,842	\$9,490	\$3,546	\$5,599				\$325		
Rockfish, group bolina	96,714	144,545	168,133	135,187	203,945	162,079	103,485	73,926	56,229	97,338	126,021	125,799	99,723
	\$84,516	\$138,407	\$178,366	\$141,807	\$244,180	\$207,895	\$175,393	\$152,424	\$111,308	\$206,527	\$241,731	\$263,417	\$313,006
Rockfish, group canary/vermillion								147	227	33	58		164
								\$117	\$204	\$30	\$123		\$148
Rockfish, group deepwater reds	1,876			578	257	1,063	500	2,368	36,572	6,138	4,332	379	
	\$814			\$282	\$84	\$433	\$150	\$1,637	\$17,129	\$3,793	\$3,375	\$178	
Rockfish, group gopher	95,702	156,017	129,756	134,073	183,256	172,256	170,080	147,069	167,911	221,320	141,795	135,196	28,471
	\$113,252	\$198,064	\$150,127	\$154,259	\$224,407	\$251,517	\$256,801	\$258,739	\$342,448	\$530,940	\$356,083	\$359,805	\$94,691
Rockfish, group nearshore													129
													\$468
Rockfish, group red	1,670,231	2,045,468	2,623,973	2,804,469	2,326,616	1,682,520	1,274,731	1,354,762	1,044,708	1,225,176	850,531	710,605	239,341
	\$1,065,156	\$1,366,042	\$1,891,067	\$1,811,606	\$1,719,551	\$1,481,297	\$1,299,091	\$1,245,298	\$1,028,278	\$1,068,647	\$871,191	\$666,841	\$265,505
Rockfish, group rosefish	1,143,584	911,889	803,828	1,028,221	910,364	854,455	756,903	549,425	650,929	594,180	773,483	2,763,788	407,670
	\$307,099	\$236,303	\$183,231	\$244,414	\$230,086	\$217,334	\$183,755	\$149,876	\$220,292	\$157,797	\$194,823	\$670,435	\$104,121
Rockfish, group small	620,535	1,016,713	687,511	1,032,725	808,536	497,502	774,441	1,099,744	924,333	1,210,981	1,487,399	1,235,179	288,183
	\$178,826	\$255,649	\$168,646	\$269,209	\$233,214	\$140,483	\$233,180	\$355,132	\$289,709	\$321,413	\$384,920	\$352,208	\$89,951
Rockfish, honeycomb							24						
							\$9						
Rockfish, kelp		40			1,222	68	5,663	6,673	5,307	4,297	2,009	1,653	2,974
		\$215			\$916	\$35	\$5,652	\$10,254	\$6,083	\$7,377	\$2,103	\$2,402	\$10,439
Rockfish, olive	12	290	793	627	136	623	483	135	564	720	645	1,259	1,218
	\$5	\$201	\$402	\$358	\$66	\$351	\$336	\$83	\$310	\$2,089	\$1,701	\$4,693	\$1,993

Table 4b (continued) Rockfish:	1987	1988	1989	1990	1991	1992	1993	1994	1995	1996	1997	1998	1999
Rockfish, Pacific ocean perch	389	15				3,176	128	323	20	45			3,426
	\$339	\$9				\$982	\$117	\$113	\$7	\$135			\$975
Rockfish, pink	13	192	6								2		
	\$10	\$114	\$8								\$10		
Rockfish, pinkrose						597	244	214			296	3,757	
						\$219	\$90	\$107			\$118	\$1,690	
Rockfish, quillback								2,776	11,448	17,936	20,739	26,145	18,030
								\$4,021	\$16,457	\$35,702	\$31,765	\$48,063	\$55,315
Rockfish, redbanded			1,308		18	890	200	6,138	2,173	1,104	1,480	447	251
			\$1,439		\$12	\$558	\$111	\$4,776	\$1,361	\$837	\$1,330	\$359	\$218
Rockfish, rosethorn					5,752	1,297	2,547	10,157	10,248	15,855	18,792	5,307	1,106
					\$2,677	\$499	\$927	\$4,856	\$5,353	\$8,411	\$7,912	\$2,039	\$923
Rockfish, rosy	5,013	118	760	1,328	64	276		1,002	202	39		8,560	591
	\$1,588	\$30	\$114	\$865	\$22	\$69		\$587	\$103	\$34		\$4,047	\$209
Rockfish, shortbelly			1,143	6,202		400		6,195	12,600	61,440	44,888	15,088	17,634
			\$137	\$1,058		\$48		\$1,073	\$1,957	\$5,690	\$5,827	\$1,776	\$1,069
Rockfish, speckled	307							13	10	4,706	455	1,447	4,975
	\$184							\$10	\$10	\$1,995	\$336	\$986	\$6,702
Rockfish, splitnose	3,704			2,674	111,995	21,459	17,602	4,029	18	370	936	89,585	74,081
	\$3,646			\$1,846	\$31,722	\$5,757	\$4,443	\$1,075	\$32	\$107	\$234	\$15,809	\$21,188
Rockfish, squarespot								1,413	94				23
								\$1,198	\$41				\$23
Rockfish, starry				3,261	33,652	31,381	26,325	20,236	5,050	455	148	3,482	2,274
				\$5,049	\$55,158	\$47,754	\$41,003	\$25,380	\$6,766	\$644	\$170	\$4,213	\$3,070
Rockfish, swordspine										1,423	2		295
										\$1,399	\$1		\$192
Rockfish, treefish		1				16	17	114	199	1,536	1,744	231	1,960
		\$35				\$44	\$50	\$353	\$713	\$1,861	\$2,693	\$1,097	\$10,026
Rockfish, unspecified	15,816,720	13,090,228	15,358,303	16,036,264	11,326,256	8,613,889	7,177,482	4,329,766	4,329,514	3,851,532	3,859,872	3,019,771	635,388
	\$5,895,226	\$4,713,694	\$5,371,711	\$6,157,204	\$4,788,224	\$4,090,234	\$3,608,946	\$1,925,436	\$1,994,592	\$1,742,302	\$1,658,466	\$1,546,531	\$424,966
Rockfish, vermilion	42	66	540	102	1,591	2,167	2,277	48,690	46,501	30,819	32,021	22,659	23,347
	\$25	\$53	\$384	\$85	\$1,161	\$1,206	\$2,009	\$42,746	\$43,232	\$28,608	\$31,460	\$26,472	\$35,424
Rockfish, widow	4,684,568	3,759,179	3,486,417	4,190,872	2,536,781	2,392,724	2,560,432	2,015,399	3,741,581	3,106,827	3,088,267	2,140,151	1,410,627
	\$1,540,747	\$1,109,186	\$916,231	\$1,135,405	\$723,601	\$714,845	\$775,457	\$693,815	\$1,348,173	\$1,050,573	\$1,036,202	\$890,565	\$609,988
Rockfish, yelloweye	51,291	35,670	49,631	86,607	86,866	64,620	40,158	56,754	66,949	99,667	92,249	38,202	21,106
	\$32,717	\$23,221	\$32,650	\$70,334	\$70,694	\$55,553	\$36,919	\$60,035	\$87,698	\$133,270	\$117,986	\$50,851	\$37,294
Rockfish, yellowtail	183,285	216,017	48,200	205,446	294,035	430,696	251,775	543,557	533,686	465,389	547,713	755,097	231,128
	\$89,996	\$94,656	\$21,749	\$88,929	\$117,302	\$182,988	\$103,278	\$248,330	\$249,965	\$208,571	\$274,270	\$396,270	\$126,865

Table 4b (continued) Rockfish:	1987	1988	1989	1990	1991	1992	1993	1994	1995	1996	1997	1998	1999
Total pounds	30,147,392	26,362,356	28,606,537	30,651,460	24,112,352	22,430,914	18,724,130	16,348,238	17,650,267	16,417,911	16,193,930	15,225,130	6,387,025
Total ex-vessel value (dollars)	\$11,717,006	\$10,118,605	\$10,947,759	\$12,140,816	\$10,484,325	\$10,380,023	\$9,110,740	\$8,518,274	\$9,352,574	\$8,753,420	\$8,324,303	\$7,968,186	\$4,465,090

Table 4c. Total statewide landings (pounds) and ex-vessel value (dollars) generated by crustaceans, 1987-1999

Year and Pounds Landed and Ex-vessel Value (dollars)													
Crustaceans:	1987	1988	1989	1990	1991	1992	1993	1994	1995	1996	1997	1998	1999
Barnacle		2 \$4								0.4 \$20			
Crab, box	130 \$88	67 \$32	314 \$191	53 \$46	384 \$604		110 \$140	2,419 \$2,852	82 \$79	2,309 \$1,326	5,544 \$5,706	5,676 \$4,722	6,709 \$7,804
Crab, brown rock										942 \$942	3,977 \$2,651	491 \$491	929 \$557
Crab, claws	82,931 \$47,536	96,471 \$29,434	76,090 \$45,299	64,856 \$19,382	28,805 \$7,733	27,368 \$8,585	19,482 \$5,284	4,423 \$4,299	3,812 \$3,172	6,490 \$6,924	4,958 \$5,079	5,447 \$5,374	3,347 \$4,235
Crab, Dungeness	6,857,070 \$9,715,352	11,297,696 \$14,856,839	5,718,017 \$7,648,592	10,369,518 \$16,275,391	4,246,044 \$6,800,726	8,327,150 \$10,722,225	11,958,438 \$13,225,576	13,488,794 \$18,564,551	9,237,245 \$14,650,778	12,333,218 \$17,229,688	9,912,147 \$18,684,054	10,693,094 \$19,938,753	8,717,607 \$17,131,220
Crab, king	138 \$116	687 \$437	154 \$142	110 \$77	275 \$275	29 \$41	88 \$259	313 \$542	115 \$217	481 \$763	22 \$44	229 \$456	483 \$976
Crab, pelagic red													2 \$1
Crab, red rock									21 \$23	20,612 \$22,944	20,702 \$21,839	27,626 \$31,561	1,308 \$1,055
Crab, rock unspecified	1,567,101 \$1,480,488	1,239,273 \$1,202,763	1,309,975 \$1,305,472	1,789,198 \$1,819,480	1,623,381 \$1,679,537	1,468,309 \$1,544,544	1,287,378 \$1,333,647	1,002,373 \$1,051,492	935,535 \$1,103,204	1,043,165 \$1,222,919	1,181,150 \$1,368,883	1,239,905 \$1,446,998	796,366 \$1,015,118
Crab, sand	50 \$60	5 \$6		798 \$439	96 \$48	57 \$56	1,072 \$789	127 \$315	51 \$1,275	5 \$6	216 \$426	3 \$34	110 \$144
Crab, shore	8 \$140							8,272 \$11,498	40 \$40			12 \$12	926 \$1,243
Crab, spider	99,546 \$49,997	107,569 \$58,579	70,057 \$42,072	93,444 \$60,042	99,500 \$65,742	89,871 \$67,767	71,173 \$45,599	67,290 \$46,856	59,427 \$47,720	58,852 \$47,019	95,801 \$86,280	99,797 \$86,035	68,621 \$61,118
Crab, tanner	6 \$3	100 \$50					2,364 \$827	2,008 \$2,791	6,841 \$7,911	202 \$101	37,051 \$26,706		262 \$909
Crab, yellow rock									111,760 \$134,166	92,502 \$104,432	90,927 \$99,012	12,395 \$13,802	322 \$475
Crustacean, unspecified	67 \$3,790	26 \$1,297						32 \$175	19 \$49	11 \$71	20 \$9	245 \$181	943 \$326
Lobster, California spiny	449,488 \$2,131,972	610,563 \$3,151,506	737,069 \$3,913,696	708,108 \$3,978,864	605,100 \$3,820,157	585,570 \$3,822,461	554,391 \$3,588,971	470,180 \$3,493,799	616,183 \$4,846,991	651,411 \$5,074,620	914,224 \$6,794,017	654,509 \$4,118,710	486,215 \$3,572,100
Prawn, golden								25 \$132		29 \$22		13 \$26	25 \$194



Table 4c (continued) Crustaceans:	1987	1988	1989	1990	1991	1992	1993	1994	1995	1996	1997	1998	1999
Prawn, ridgeback	241,857	142,680	165,519	90,835	128,483	75,757	80,532	162,761	414,660	574,624	387,549	435,841	1,392,691
	\$296,219	\$199,269	\$221,166	\$155,237	\$184,216	\$210,419	\$170,270	\$230,803	\$466,080	\$775,016	\$696,716	\$767,183	\$1,553,130
Prawn, spot	88,500	166,621	189,809	303,781	313,086	225,441	347,792	444,354	394,934	527,516	761,605	788,901	613,390
	\$417,515	\$805,994	\$797,602	\$1,456,759	\$1,619,314	\$1,342,922	\$2,180,884	\$2,760,499	\$2,596,163	\$3,579,419	\$5,039,654	\$5,337,446	\$4,211,713
Shrimp, bay	105,168	132,950	128,859	151,382	140,725	114,923	155,891	95,328	98,053	113,398	69,231	89,348	99,319
	\$257,043	\$284,894	\$269,778	\$507,354	\$484,384	\$413,663	\$333,819	\$422,739	\$426,144	\$531,418	\$320,215	\$360,568	\$350,046
Shrimp, brine	96,906	123,253	1,156,754	1,617,039	1,611,437	944,428	1,459,514	741,360	945,017	1,037,590	1,578,368	1,138,635	1,631,889
	\$1,431	\$3,464	\$14,872	\$206,172	\$161,144	\$109,978	\$145,951	\$526,366	\$803,264	\$944,207	\$1,057,507	\$865,362	\$16,324
Shrimp, coonstriped	2,301	911							2,486	35,136	79,173	63,809	75,540
	\$7,478	\$4,557							\$3,729	\$137,374	\$297,409	\$256,888	\$313,783
Shrimp, ghost	55	9,087	11,996	1,356	87	850	43,031	1		11	825	1,957	513
	\$346	\$2,658	\$6,695	\$1,372	\$610	\$1,385	\$24,493	\$6		\$30	\$12,163	\$27,898	\$8,194
Shrimp, mantis								200					
								\$1,000					
Shrimp, Pacific Ocean	8,023,388	11,236,298	13,351,216	8,700,916	10,364,782	18,682,775	7,126,933	11,225,390	5,784,944	9,351,086	14,001,640	1,843,246	4,241,744
	\$5,441,155	\$4,481,021	\$4,739,668	\$4,190,250	\$5,833,603	\$6,214,244	\$2,504,821	\$6,556,654	\$4,203,443	\$5,608,356	\$5,363,328	\$985,167	\$2,042,684
Shrimp, red rock	254	48	18		100		73	27	186	99	15	78	334
	\$1,879	\$1,983	\$220		\$946		\$183	\$205	\$276	\$787	\$150	\$1,636	\$6,950
Shrimp, unspecified	19,866	2,791	20,960	18,934	42	45,012	1,282	3,982	105	194	12,452	305	2,077
	\$97,460	\$12,759	\$24,038	\$9,840	\$179	\$22,656	\$4,280	\$2,190	\$158	\$922	\$8,327	\$597	\$4,309
<b>Total pounds</b>	17,634,828	25,167,096	22,936,806	23,910,329	19,162,327	30,587,538	23,109,544	27,719,658	18,611,515	25,849,885	29,157,596	17,101,562	18,141,671
<b>Total ex-vessel value (dollars)</b>	\$19,950,066	\$25,097,546	\$19,029,502	\$28,680,705	\$20,659,218	\$24,480,945	\$23,565,792	\$33,679,763	\$29,294,882	\$35,289,326	\$39,890,176	\$34,249,898	\$30,304,608

Table 4d. Total statewide landings (pounds) and ex-vessel value (dollars) generated by echinoderms, 1987-1999

Year and Pounds Landed and Ex-vessel Value (dollars)													
Echinoderms:	1987	1988	1989	1990	1991	1992	1993	1994	1995	1996	1997	1998	1999
Echinoderm, unspecified			587				11	236	15	354	228	316	143
			\$408				\$5	\$1,180	\$75	\$1,177	\$1,140	\$1,520	\$766
Sand dollar													80
													\$800
Sea cucumber, unspecified	107,678	159,106	160,011	148,163	581,972	549,191	646,210	646,929	589,888	839,389	452,640	769,852	601,504
	\$22,921	\$32,318	\$32,890	\$36,542	\$180,940	\$229,486	\$363,319	\$407,510	\$412,725	\$586,471	\$222,838	\$458,222	\$419,652
Sea stars	7	12,664	5					668	375	739	486	610	236
	\$66	\$3,084	\$10					\$763	\$406	\$1,679	\$642	\$1,555	\$399
Urchin, purple sea			2,781	89,633	390,186	316,134	165,032	146,033	79,802	67,682	130,946	23,329	40,095
			\$1,363	\$42,491	\$231,683	\$257,650	\$133,157	\$166,029	\$89,481	\$89,760	\$146,047	\$29,474	\$44,791
Urchin, red	46,061,649	51,987,990	51,200,303	45,266,911	41,945,432	32,366,557	26,852,646	23,772,372	22,256,820	20,062,039	18,020,975	10,553,437	14,182,789
	\$11,794,461	\$17,116,602	\$18,459,543	\$24,504,625	\$33,352,143	\$29,050,006	\$26,542,296	\$25,322,733	\$22,506,879	\$18,776,974	\$15,137,175	\$8,001,731	\$13,465,475
Urchin, white	8	2,101		35				1,481	3,887	3,548	6,457	3,882	4,867
	\$1	\$21,010		\$350				\$5,985	\$8,896	\$8,778	\$32,640	\$19,380	\$15,963
Total pounds	46,169,341	52,161,861	51,363,687	45,504,741	42,917,590	33,231,882	27,663,898	24,567,719	22,930,787	20,973,750	18,611,731	11,351,426	14,829,714
Total ex-vessel value (dollars)	\$11,817,448	\$17,173,014	\$18,494,214	\$24,584,008	\$33,764,766	\$29,537,142	\$27,038,777	\$25,904,201	\$23,018,462	\$19,464,839	\$15,540,482	\$8,511,882	\$13,947,847

Table 4e. Total statewide landings (pounds) and ex-vessel value (dollars) generated by mollusks, 1987-1999

Year and Pounds Landed and Ex-vessel Value (dollars)													
Mollusks:	1987	1988	1989	1990	1991	1992	1993	1994	1995	1996	1997	1998	1999
Abalone	1,550	75	775	217	1,350			15		67			
	\$8,768	\$225	\$4,359	\$1,872	\$405			\$87		\$622			
Abalone, black	309,786	201,660	222,671	94,193	27,220	37,714	2,031						
	\$774,039	\$559,188	\$782,436	\$393,683	\$122,129	\$183,232	\$10,789						
Abalone, flat								1					
								\$1					
Abalone, green	28,985	23,521	20,150	27,333	8,162	10,304	10,858	992	1,073	56			
	\$135,389	\$124,417	\$121,350	\$179,466	\$54,847	\$71,088	\$42,787	\$10,720	\$12,510	\$810			
Abalone, pink	31,597	19,025	22,554	23,268	12,883	18,229	19,932	15,575	16,398	4			
	\$138,220	\$91,295	\$120,038	\$139,980	\$80,874	\$123,850	\$121,272	\$157,650	\$172,647	\$48			
Abalone, pinto								8	46	6			
								\$18	\$130	\$6			



Table 4e (continued) Mollusks:	1987	1988	1989	1990	1991	1992	1993	1994	1995	1996	1997	1998	1999
Oyster, giant Pacific		108											
		\$45											
Oyster, unspecified									3		41		
									\$1		\$21		
Scallop, rock									35		6		
									\$17		\$3		
Scallop, unspecified							233						
							\$527						
Sea hare	0.3	647						6,648	6,073	4,781	6,938	9,272	9,528
	\$5	\$16,175						\$44,258	\$46,231	\$43,561	\$50,962	\$57,976	\$60,228
Sea slug	1,384	1,086	0.3	1				2,830	248	9	24	600	325
	\$30,222	\$27,102	\$6	\$24				\$16,065	\$1,043	\$176	\$840	\$4,180	\$1,547
Snail, bubble		134	5					838	385	299	548	875	437
		\$5,340	\$5					\$7,898	\$3,943	\$1,714	\$5,474	\$7,550	\$4,370
Snail, sea	29,722	29,169	22,065	24,762	25,846	24,043	167,704	2,893	6,910	1,763	3,631	6,188	6,110
	\$14,432	\$12,147	\$8,734	\$9,714	\$11,692	\$9,087	\$50,951	\$1,423	\$9,956	\$2,546	\$1,651	\$2,555	\$2,952
Snail, top										721	3,681	86,956	24,276
										\$360	\$1,963	\$38,295	\$9,803
Snails, moon	27				2		46	591	146	210	70	38	1,990
	\$14				\$1		\$23	\$537	\$73	\$67	\$36	\$19	\$762
Squid, jumbo	26			3,370	735,960	37				1,525	12,159	238,851	13,902
	\$6			\$236	\$73,596	\$2				\$1,394	\$5,617	\$69,815	\$4,853
Squid, market	44,056,899	82,082,351	90,152,659	62,714,435	82,426,950	28,902,796	94,185,071	122,372,050	159,685,409	178,095,778	155,174,428	6,381,504	202,712,530
	\$3,791,837	\$5,577,919	\$4,559,836	\$5,188,339	\$6,151,528	\$2,529,135	\$10,101,101	\$16,370,395	\$22,055,264	\$21,723,407	\$20,610,983	\$1,631,073	\$33,279,164
Whelk, Kellet's	1,216	142	1,033	1,621	1,983	1,584	4,590	39,513	29,959	20,391	18,453	29,698	43,779
	\$382	\$114	\$390	\$725	\$1,496	\$1,424	\$1,547	\$16,265	\$11,705	\$8,605	\$7,849	\$14,206	\$30,210
<b>Total pounds</b>	44,978,401	82,742,953	90,985,736	63,326,247	83,625,895	29,507,716	94,872,630	122,751,779	160,014,797	178,378,833	155,384,821	6,793,107	202,831,201
<b>Total ex-vessel value (dollars)</b>	\$6,344,578	\$7,690,326	\$7,648,677	\$7,781,195	\$8,117,592	\$5,413,629	\$13,342,127	\$19,152,613	\$24,645,388	\$24,011,117	\$21,788,192	\$1,858,302	\$33,418,107

Table 4f. Total statewide landings (pounds) and ex-vessel value (dollars) generated by marine plants, 1987-1999

Year and Pounds Landed and Ex-vessel Value (dollars)													
Plants:	1987	1988	1989	1990	1991	1992	1993	1994	1995	1996	1997	1998	1999
Agar			2 \$1										
Algae, marine	43 \$28		44 \$35	36 \$52	38 \$18			7 \$4	170 \$174	439 \$177	27 \$10	25 \$253	30 \$70
Kelp	1,115 \$836	780 \$172	1,840 \$443	29 \$13	5,992 \$1,803			65 \$65		1,678 \$1,249	1,109 \$1,337	1,718 \$3,209	2,415 \$1,503
Total (pounds)	1,158	780	1,885	65	6,030			72	170	2,117	1,136	1,743	2,445
Total (ex-vessel dollars)	\$864	\$172	\$479	\$65	\$1,821			\$69	\$174	\$1,427	\$1,346	\$3,461	\$1,573

Table 4g. Total statewide landings (pounds) and ex-vessel value(dollars) generated by miscellaneous species, 1987-1999

Year and Pounds Landed and Ex-vessel Value (dollars)													
Miscellaneous species:	1987	1988	1989	1990	1991	1992	1993	1994	1995	1996	1997	1998	1999
Anemones										187 \$7,460			
Invertebrate, unspecified													61 \$121
Invertebrates, colonial	18 \$509	18,488 \$15,727		330 \$3,300	590 \$3,623	305 \$3,050		685 \$1,653	379 \$1,550	1,392 \$5,107	1,944 \$6,170	1,110 \$2,877	1,087 \$2,773
Sea pansy													6 \$68
Spiders, sea													2 \$2
Sponges								74 \$75	8 \$24	4 \$6			
Tunicates		40 \$71	17 \$30					52 \$246	251 \$927	247 \$809	128 \$311	145 \$340	141 \$688
Worms, marine	1,224 \$790	1,631 \$679	33 \$165		127 \$1,059	37 \$469	13 \$72	8 \$8	144 \$176	24 \$39	1,167 \$700	2,709 \$1,280	70 \$143
Unspecified species			3,638 \$2,707	3,639 \$2,141		4,209 \$2,800	608 \$469	2,239 \$970	104,376 \$45,613	54,256 \$45,379	124,589 \$112,524	6,131 \$4,190	
Total pounds	1,242	20,160	3,688	3,969	717	4,551	621	3,057	105,158	56,109	127,828	10,094	1,367
Total ex-vessel value (dollars)	\$1,299	\$16,476	\$2,902	\$5,441	\$4,682	\$6,319	\$540	\$2,952	\$48,290	\$58,801	\$119,705	\$8,688	\$3,795

Table 5a. Commercial landings (pounds) and ex-vessel value (dollars) by major fishery group and port complex, 1987

[illegible]

Table 5a (continued) <b>Fish:</b>	Eureka	Fort Bragg	Bodega Bay	San Francisco	Monterey	Morro Bay	Santa Barbara	Los Angeles	San Diego
Eel, wolf (wolf-eel)	6,396	20		82	53	106			
	\$2,567	\$9		\$48	\$15	\$46			
Eulachon								3,046	
								\$361	
Fish, unspecified	5,947	279	160	1,771	128,330	88	4,912	1,337	427
	\$2,287	\$80	\$98	\$473	\$3,067	\$80	\$3,337	\$636	\$264
Flounder, arrowtooth	99,446	186		550					
	\$14,318	\$27		\$204					
Flounder, starry	93,101	5	2,277	84,113	23,588	7,085	139		665
	\$41,411	\$2	\$996	\$36,169	\$12,607	\$3,218	\$74		\$266
Flounder, unspecified	9,353	16	12,306	9,265	21,993	17,650	202	78	12
	\$4,392	\$6	\$5,197	\$3,602	\$12,082	\$8,160	\$125	\$63	\$16
Flyingfish								179,528	
								\$74,548	
Garibaldi								95	
								\$2,012	
Goby, bluebanded								18	
								\$5	
Greenling, kelp				1,315	245	18			
				\$304	\$80	\$8			
Grenadiers	105,770	13,004		8,330					
	\$16,903	\$1,964		\$288					
Grouper				17				95	106
				\$12				\$76	\$69
Guitarfish, shovelnose				11	153	2,914	38,849	12,770	339
				\$5	\$113	\$1,816	\$14,723	\$5,175	\$133
Halfmoon								915	1,950
								\$641	\$1,172
Halibut, California	1,219	119	6,704	91,043	94,318	227,151	380,424	308,112	79,506
	\$2,237	\$235	\$15,610	\$205,733	\$208,178	\$480,576	\$798,614	\$672,703	\$168,492
Halibut, Pacific		61,576		480					
		\$121,957		\$1,367					
Halibut, unspecified	242			102		24	28		
	\$484			\$291		\$49	\$62		
Herring roe on kelp				43,359					
				\$84,739					
Herring, Pacific	143,202		1,648,162	16,655,186	49,727		12	66,860	
	\$96,676		\$657,347	\$4,868,238	\$577		\$5	\$5,049	

Table 5a (continued) <b>Fish:</b>	Eureka	Fort Bragg	Bodega Bay	San Francisco	Monterey	Morro Bay	Santa Barbara	Los Angeles	San Diego
Jacksmelt				515 \$180	391 \$51			209 \$94	
Lingcod	440,351 \$191,308	489,619 \$168,198	109,376 \$27,237	405,289 \$157,073	322,082 \$117,503	68,445 \$31,487	13,464 \$5,623	7,732 \$3,917	2,169 \$1,374
Lizardfish, California								4,770 \$1,974	
Louvar				285 \$455	1,987 \$2,512	2,489 \$3,619	1,180 \$1,393	1,752 \$2,211	3,980 \$7,622
Mackerel, bullet								7,000 \$350	
Mackerel, jack		3 \$0.2		1,097 \$76	462,329 \$31,600		17,565 \$1,640	17,198,581 \$713,066	1,793 \$967
Mackerel, Pacific				59 \$49	708,621 \$37,774		3,050,790 \$203,916	55,618,278 \$2,660,833	14,980 \$5,085
Mackerel, unspecified		38 \$7	425 \$135	13,391 \$2,828	1,400,549 \$72,755	1,836 \$458	9,923,843 \$589,735	32,267,553 \$1,033,747	6,461 \$2,604
Midshipman, plainfin									37 \$18
Mudsucker, longjaw				564 \$3,578					
Mullet, striped							2 \$2		17,132 \$12,832
Opah		10 \$4	203 \$33	1,288 \$490	7,361 \$2,633	11,752 \$3,544	5,193 \$2,309	19,199 \$7,217	47,487 \$23,588
Opaleye						14 \$12	17 \$4	4,122 \$3,292	446 \$284
Prickleback, monkeyface	28 \$14								
Queenfish					9 \$4			137 \$25	11 \$6
Ray, bat						130 \$39		1 \$0.2	
Ray, Pacific electric								4 \$2	
Ray, unspecified							94 \$52	579 \$6,527	
Sablefish	3,058,569 \$1,084,729	2,301,254 \$994,582	454,630 \$133,241	2,006,719 \$607,237	876,453 \$240,051	780,004 \$147,023	31,067 \$10,016	29,200 \$22,576	47,699 \$15,562



[illegible]

Table 5a (continued) <b>Fish:</b>	Eureka	Fort Bragg	Bodega Bay	San Francisco	Monterey	Morro Bay	Santa Barbara	Los Angeles	San Diego
Shark, salmon				255					
				\$189					
Shark, sevengill				140			30		
				\$98			\$21		
Shark, shortfin mako			1,594	923	12,160	27,021	257,400	164,985	147,898
			\$756	\$847	\$14,193	\$26,498	\$321,095	\$172,609	\$173,319
Shark, sixgill		55							
		\$110							
Shark, smooth hammerhead				60				933	814
				\$6				\$567	\$411
Shark, soupfin	2,741	2,854	2,896	13,313	12,901	14,458	43,735	55,671	52,850
	\$3,715	\$3,743	\$3,417	\$11,033	\$8,420	\$10,374	\$29,788	\$50,428	\$50,396
Shark, spiny dogfish			20	10	283	6	46,084	7,382	150
			\$3	\$1	\$75	\$2	\$4,608	\$520	\$44
Shark, thresher	12,639		2,327	9,823	49,986	87,816	71,078	144,147	147,260
	\$18,971		\$2,045	\$8,491	\$76,764	\$127,606	\$110,551	\$212,174	\$230,566
Shark, unspecified	55		29,955	29,476	8,683	1,308	92,628	5,274	471
	\$44		\$12,643	\$15,137	\$4,968	\$954	\$10,402	\$6,271	\$861
Shark, white						325	89	571	358
						\$154	\$77	\$571	\$296
Sharks, cow	15	71		252			20		
	\$7	\$71		\$76			\$9		
Sheephead, California					15	151	20,575	10,068	2,056
					\$7	\$90	\$10,017	\$8,688	\$875
Sierra, Pacific			52						
			\$26						
Silversides				1,573				3,231	50
				\$552				\$679	\$25
Skate, unspecified	84,099	1,735	3,686	36,830	26,864	6,150	4,532	5,599	196
	\$26,114	\$451	\$1,108	\$10,346	\$7,199	\$1,464	\$960	\$2,093	\$71
Smelt, night	90	391	98						2
	\$27	\$117	\$49						\$2
Smelt, surf	3,211		1,496	526	545				
	\$482		\$499	\$295	\$300				
Smelt, whitebait	458,298	1,344	26,224	113	1,841				
	\$137,374	\$407	\$8,034	\$56	\$919				
Smelts, true	422,115	40	100	11,241	915	139		68	
	\$63,980	\$6	\$30	\$4,454	\$298	\$42		\$12	

Table 5a (continued) <b>Fish:</b>	Eureka	Fort Bragg	Bodega Bay	San Francisco	Monterey	Morro Bay	Santa Barbara	Los Angeles	San Diego
Sole, bigmouth						178 \$45			
Sole, butter	13,463 \$3,225			4,709 \$479	14,111 \$2,430		12 \$6	10 \$5	489 \$124
Sole, Dover	9,480,629 \$2,931,477	2,647,212 \$810,231	2,642,069 \$770,906	2,168,559 \$584,658	1,236,920 \$296,017	5,477,187 \$956,741	70,441 \$18,533		630 \$158
Sole, English	1,268,212 \$536,258	341,480 \$118,635	195,211 \$70,722	570,844 \$236,252	372,760 \$120,508	63,851 \$26,360	99,384 \$42,244	369 \$129	2,648 \$1,036
Sole, fantail		16,927 \$1,425		12,957 \$4,588		17 \$7			
Sole, petrale	593,048 \$449,010	305,088 \$217,174	78,895 \$45,248	346,629 \$263,417	218,552 \$153,863	152,008 \$143,328	120,054 \$117,164	563 \$466	1,012 \$744
Sole, rex	758,170 \$281,602	300,604 \$106,769	132,020 \$43,553	139,033 \$49,604	128,456 \$45,373	353,871 \$119,907	6,117 \$2,402	10 \$7	495 \$183
Sole, rock	10 \$4	3,347 \$1,399	6 \$4	5,744 \$2,326	15 \$6	12 \$11			17 \$12
Sole, sand	130,082 \$95,361	1,528 \$1,055	406 \$254	194,540 \$142,790	5,573 \$3,231	1,229 \$640	118 \$35	56 \$22	2,725 \$1,908
Sole, unspecified		20 \$7		2,259 \$860	6,591 \$1,349	1,641 \$611	50,499 \$22,317	14,686 \$6,872	3,116 \$2,527
Stickleback, threespine			498 \$3,474	2,051 \$3,170					
Stingray					265 \$2,650			33 \$331	
Sunfish, ocean									245 \$341
Surfperch, barred	144 \$36					22,213 \$27,487			
Surfperch, black						41 \$26		512 \$94	
Surfperch, pile	55 \$33								
Surfperch, redbtail	22,769 \$19,192	9 \$7	50 \$25	42 \$42	171 \$145	5 \$5			
Surfperch, shiner						45 \$17		8 \$6	
Surfperch, unspecified	4,352 \$2,394	15,612 \$4,665	1,112 \$772	10,188 \$11,192	2,905 \$581	19,858 \$23,995	11,714 \$4,689	11,648 \$9,473	22,104 \$14,058

[illegible]

Table 5a (continued) <b>Rockfish:</b>	Eureka	Fort Bragg	Bodega Bay	San Francisco	Monterey	Morro Bay	Santa Barbara	Los Angeles	San Diego
Rockfish, bank				66,427	2,000				12,230
				\$27,002	\$800				\$5,741
Rockfish, black	24,786	3,227	55	14,278	56				
	\$10,073	\$2,105	\$55	\$3,201	\$18				
Rockfish, black-and-yellow					162		60		
					\$67		\$36		
Rockfish, blackgill				150		11,992	231,810	157,298	54,461
				\$15		\$5,532	\$122,159	\$79,247	\$30,228
Rockfish, blue				21	17,698	479	198	44	3,295
				\$9	\$5,758	\$203	\$79	\$11	\$1,549
Rockfish, brown	79			3	9,051	120	4		
	\$32			\$1	\$3,643	\$102	\$4		
Rockfish, canary	542	3,094		232					
	\$271	\$1,982		\$137					
Rockfish, chilipepper				2,348	3,394	1,820		42	
				\$1,325	\$1,171	\$605		\$23	
Rockfish, China				6,247	6,517	2			
				\$4,976	\$3,108	\$2			
Rockfish, copper		942	3,457	1,383			6		560
		\$377	\$2,272	\$898			\$3		\$588
Rockfish, copper (whitebelly)						689			
						\$646			
Rockfish, cowcod				652	1,425	6,998	42,758	10,692	40,324
				\$183	\$702	\$5,548	\$34,976	\$11,212	\$39,468
Rockfish, group bocaccio/chilipepper		25,936	90,817	489,665	2,471,971	569,821	803,279	468,144	109,667
		\$8,976	\$45,004	\$198,430	\$890,112	\$253,246	\$329,471	\$207,565	\$61,913
Rockfish, group bolina		80	23,405	45,634	10,277	15,537	1,454	69	258
		\$72	\$16,287	\$49,276	\$8,868	\$7,933	\$1,846	\$41	\$193
Rockfish, group deepwater reds					1,876				
					\$814				
Rockfish, group gopher		14	3,230	7,536	51,529	33,162	223	9	
		\$17	\$1,506	\$4,328	\$75,271	\$32,030	\$89	\$10	
Rockfish, group red	250,228	480,007	81,595	144,832	158,781	153,579	197,594	129,649	73,968
	\$130,680	\$170,945	\$54,404	\$75,197	\$84,927	\$125,076	\$231,872	\$134,747	\$57,308
Rockfish, group rosefish	176,083	73,974	65,423	254,812	297,960	228,954	18,763		27,615
	\$53,979	\$22,344	\$16,400	\$74,999	\$71,209	\$53,747	\$6,036		\$8,387
Rockfish, group small	405,529	5,066	12,411	49,142	61,294	85,246	1,666	181	
	\$119,328	\$1,578	\$3,996	\$12,003	\$12,982	\$27,321	\$1,438	\$181	

Table 5a (continued) <b>Rockfish:</b>	Eureka	Fort Bragg	Bodega Bay	San Francisco	Monterey	Morro Bay	Santa Barbara	Los Angeles	San Diego
Rockfish, olive						12			
						\$5			
Rockfish, Pacific ocean perch			13			127	32	217	
			\$7			\$158	\$13	\$161	
Rockfish, pink									13
									\$10
Rockfish, rosy							1,930		3,083
							\$550		\$1,038
Rockfish, speckled		307							
		\$184							
Rockfish, splitnose						760	2,103		841
						\$304	\$3,090		\$252
Rockfish, unspecified	4,990,081	1,919,965	1,254,687	2,046,797	2,459,749	1,106,290	1,028,451	115,626	895,073
	\$1,656,019	\$612,886	\$422,682	\$766,434	\$816,764	\$484,167	\$528,560	\$93,359	\$514,355
Rockfish, vermilion				10	32				
				\$6	\$19				
Rockfish, widow	2,961,948	666,970	278,272	514,107	250,090	13,181			
	\$953,628	\$212,098	\$83,294	\$196,068	\$89,728	\$5,931			
Rockfish, yelloweye	15,725	33,044	507	1,174			63	778	
	\$7,979	\$22,851	\$456	\$1,001			\$40	\$389	
Rockfish, yellowtail	1,978	5,756	196	171,928	3,380	47			
	\$701	\$3,970	\$70	\$83,599	\$1,617	\$39			

**Crustaceans:**

Crab, box							55		75
							\$28		\$60
Crab, claws	549		21	1,447	7,413	30,676	31,862	6,907	4,057
	\$791		\$16	\$1,274	\$10,807	\$21,562	\$9,771	\$2,267	\$1,047
Crab, Dungeness	4,143,626	374,461	907,506	1,401,375	18,276	3,726	4,649	3,431	20
	\$5,606,092	\$526,430	\$1,310,311	\$2,244,755	\$19,456	\$3,660	\$853	\$3,791	\$5
Crab, king							35		103
							\$13		\$103
Crab, rock unspecified	1,373	2,303	3,885	25,510	4,823	193,757	239,944	847,345	248,162
	\$2,147	\$2,851	\$3,454	\$45,934	\$4,063	\$179,477	\$227,251	\$773,664	\$241,646
Crab, sand	50								
	\$60								

Table 5a (continued) Crustaceans:	Eureka	Fort Bragg	Bodega Bay	San Francisco	Monterey	Morro Bay	Santa Barbara	Los Angeles	San Diego
Crab, shore								8	
								\$140	
Crab, spider						115	45,039	45,241	9,152
						\$79	\$24,614	\$21,020	\$4,285
Crab, tanner				3					3
				\$2					\$2
Crustacean, unspecified				40				27	
				\$3,257				\$533	
Lobster, California spiny					220	2,858	112,277	146,849	187,284
					\$535	\$14,197	\$527,027	\$711,688	\$878,525
Prawn, ridgeback						916	219,947	18,824	2,170
						\$1,131	\$262,563	\$19,261	\$13,264
Prawn, spot				120	11,147	8,371	42,868	13,992	12,001
				\$369	\$58,175	\$27,362	\$173,650	\$73,666	\$84,293
Shrimp, bay			13,622	91,546					
			\$45,087	\$211,956					
Shrimp, brine				96,906					
				\$1,431					
Shrimp, coonstriped							343	1,483	475
							\$1,115	\$5,647	\$716
Shrimp, ghost						39			16
						\$314			\$32
Shrimp, Pacific Ocean	6,662,708	658,162	6,861	18,952	179	658,293	18,012		221
	\$4,652,400	\$488,344	\$4,249	\$5,472	\$126	\$277,905	\$12,460		\$198
Shrimp, red rock								12	242
								\$124	\$1,755
Shrimp, unspecified				15,990	906		1,685	160	1,125
				\$78,428	\$5,292		\$4,609	\$750	\$8,381

**Echinoderms:**

Sea cucumber, unspecified							102,700	4,878	100
							\$19,921	\$2,920	\$80
Sea stars								7	
								\$66	
Urchin, red	1,180	17,808,808	5,713,676	36,551	970	2,565	12,555,845	9,099,099	842,956
	\$295	\$3,666,550	\$1,069,198	\$7,009	\$134	\$1,127	\$3,915,168	\$2,720,450	\$414,530

[illegible]



Table 5a (continued) <b>Mollusks:</b>	Eureka	Fort Bragg	Bodega Bay	San Francisco	Monterey	Morro Bay	Santa Barbara	Los Angeles	San Diego
Snail, sea				300		2,054	6,591	20,667	110
				\$150		\$2,564	\$2,567	\$9,114	\$37
Snails, moon				27					
				\$14					
Squid, jumbo							26		
							\$6		
Squid, market		160		755,629	12,369,609	790	18,972,407	11,952,280	6,025
		\$15		\$24,782	\$1,205,917	\$40	\$1,447,615	\$1,112,033	\$1,436
Whelk, Kellet's							684	532	
							\$211	\$171	
<hr/>									
<b>Plants:</b>									
Algae, marine	43								
	\$28								
Kelp					29		6		1,080
					\$22		\$5		\$810
<hr/>									
<b>Miscellaneous invertebrates:</b>									
Invertebrates, colonial								18	
								\$509	
Worms, marine	1,224								
	\$790								
<hr/>									
Total pounds	52,903,818	32,256,245	16,597,929	33,347,973	29,105,533	13,958,522	52,691,559	204,358,365	7,544,756
Total ex-vessel value (dollars)	\$25,856,760	\$15,710,917	\$11,937,051	\$17,049,482	\$9,523,186	\$6,726,268	\$13,645,652	\$20,729,660	\$6,891,439

Table 5b. Commercial landings (pounds) and ex-vessel value (dollars) by major fishery group and port complex, 1988

Port Complex and Pounds Landed and Ex-vessel Value (dollars)									
<b>Fish:</b>	Eureka	Fort Bragg	Bodega Bay	San Francisco	Monterey	Morro Bay	Santa Barbara	Los Angeles	San Diego
Anchovy, northern				1,085,448	1,535,002		419,035	206,543	12,026
				\$122,551	\$124,812		\$55,980	\$17,687	\$3,230
Barracuda, California						7	4,022	123,589	10,436
						\$7	\$3,764	\$101,936	\$7,318
Bass, giant sea						220	3,893	4,623	3,591
						\$386	\$5,019	\$6,630	\$4,795
Bass, kelp								0.3	
								\$0.2	
Bass, rock						7		16	
						\$3		\$8	
Bonito, Pacific				120	1,938	20	22,657	8,649,189	8,991
				\$45	\$1,772	\$5	\$3,315	\$1,263,844	\$4,253
Butterfish (Pacific pompano)			1	4,370	3,843	39	11,305	772	84
			\$1	\$4,833	\$3,374	\$19	\$6,543	\$529	\$63
Cabazon	3,219	5	302	4,960	1,356	1,809	719	195	168
	\$1,127	\$2	\$149	\$2,560	\$634	\$605	\$315	\$135	\$69
Cod, Pacific	10,345	534		116	7	15			
	\$3,000	\$155		\$27	\$5	\$8			
Corbina, California					13				
					\$21				
Croaker, unspecified					46				
					\$20				
Croaker, white	1,144		3,629	305,460	374,065	961	157,706	289,505	3,280
	\$2,716		\$1,155	\$109,676	\$107,904	\$333	\$73,641	\$135,732	\$2,156
Dolphin (fish)									377
									\$510
Eel	53				59	5			
	\$22				\$50	\$4			
Eel, wolf (wolf-eel)	1,720		15	162	55	92			
	\$572		\$5	\$63	\$39	\$36			
Fish, unspecified	554	87	54	1,549	88,249	3,566	2,986	3,528	978
	\$231	\$76	\$44	\$563	\$102	\$1,968	\$1,239	\$8,894	\$934
Flounder, arrowtooth	75,503	244		4,250					
	\$10,840	\$34		\$1,573					

Table 5b (continued) <b>Fish:</b>	Eureka	Fort Bragg	Bodega Bay	San Francisco	Monterey	Morro Bay	Santa Barbara	Los Angeles	San Diego
Flounder, starry	47,414	141	10,029	95,572	35,635	28,586	18		
	\$21,134	\$63	\$4,157	\$42,815	\$21,268	\$12,842	\$5		
Flounder, unspecified	209		1,358	9,719	20,453	15,450	115		145
	\$94		\$489	\$3,823	\$10,741	\$7,194	\$72		\$36
Flyingfish								107,032	
								\$42,386	
Garibaldi								261	
								\$6,969	
Goby, bluebanded								32	
								\$37	
Greenling, kelp	1,608		61	279	2,120	3		110	
	\$475		\$31	\$61	\$501	\$1		\$165	
Grenadiers	237,197	25,100		310	39	133			
	\$36,010	\$4,016		\$50	\$10	\$21			
Grouper					97			18	
					\$134			\$18	
Guitarfish, shovelnose				86	155	9,183	28,082	11,031	4,171
				\$65	\$154	\$4,962	\$11,038	\$4,688	\$1,762
Hagfish				466,573	224,064			18	
				\$204,368	\$94,344			\$432	
Halfmoon								2,561	1,760
								\$2,347	\$1,348
Halibut, California	1,480	124	9,423	126,873	72,171	287,924	295,616	235,679	77,918
	\$3,228	\$233	\$21,717	\$291,259	\$175,275	\$648,568	\$631,334	\$530,681	\$167,671
Halibut, Pacific		42,802							
		\$73,506							
Herring roe on kelp				15,877					
				\$31,755					
Herring, Pacific	162,191		1,496,497	17,363,541	28,482			2	13
	\$111,929		\$818,859	\$4,652,576	\$15,028			\$1	\$6
Jacksmelt				255	1,622	37	92	7,351	
				\$94	\$510	\$9	\$55	\$2,945	
Lingcod	445,505	466,421	184,946	333,858	393,412	93,063	17,966	6,738	16,690
	\$194,685	\$173,817	\$40,455	\$134,513	\$149,650	\$44,067	\$7,533	\$4,286	\$10,568
Lizardfish, California								8,269	
								\$2,429	
Louvar					6,062	3,290	353	519	692
					\$21,700	\$6,256	\$469	\$991	\$1,460



Table 5b (continued) <b>Fish:</b>	Eureka	Fort Bragg	Bodega Bay	San Francisco	Monterey	Morro Bay	Santa Barbara	Los Angeles	San Diego
Scorpionfish, California				111			1,234	16,356	12,128
				\$67			\$1,131	\$13,477	\$13,526
Sculpin, staghorn				4		13	413	2,840	1,650
				\$31		\$3	\$560	\$5,252	\$1,983
Seabass, white		27		3	799	774	66,432	22,643	16,921
		\$27		\$6	\$1,645	\$1,638	\$130,829	\$48,124	\$33,906
Shad, American				26,130	1,512	26	139	296	
				\$45,289	\$342	\$6	\$67	\$213	
Shad, threadfin				4,308					
				\$7,641					
Shark, bigeye thresher					3,543	2,429		1,829	4,232
					\$3,548	\$1,348		\$1,775	\$2,963
Shark, blue		15	222	16	15		2,867	1,421	2,591
		\$15	\$187	\$12	\$4		\$741	\$365	\$770
Shark, brown smoothhound				2	3,974	1,905	4,375	1,058	4,201
				\$3	\$3,974	\$1,207	\$1,376	\$923	\$2,804
Shark, gray smoothhound								10	10
								\$15	\$7
Shark, horn								136	
								\$3,343	
Shark, leopard	2,814			5,213	4,488	3,000	8,379	8,225	9,585
	\$2,587			\$2,630	\$3,575	\$1,889	\$5,375	\$8,775	\$10,065
Shark, Pacific angel			261		1,582	46,651	409,792	19,721	13,278
			\$170		\$757	\$24,033	\$266,687	\$8,684	\$6,842
Shark, pelagic thresher									773
									\$822
Shark, salmon				265					
				\$201					
Shark, sevengill				5			16		
				\$10			\$10		
Shark, shortfin mako				601	8,456	9,211	152,076	203,098	115,742
				\$653	\$9,585	\$11,600	\$210,433	\$272,753	\$145,319
Shark, sixgill				20					
				\$40					
Shark, smooth hammerhead					129		8	400	
					\$194		\$4	\$368	
Shark, soupfin	1,692	820	557	5,584	7,681	10,569	25,925	41,659	46,021
	\$2,307	\$1,035	\$668	\$6,330	\$6,645	\$7,532	\$16,835	\$38,499	\$49,026

Table 5b (continued) <b>Fish:</b>	Eureka	Fort Bragg	Bodega Bay	San Francisco	Monterey	Morro Bay	Santa Barbara	Los Angeles	San Diego
Shark, spiny dogfish				223		397	1,565	210	1,379
				\$22		\$1	\$154	\$27	\$426
Shark, swell								2	
								\$10	
Shark, thresher	76		27	5,227	46,533	59,010	85,580	168,567	171,213
	\$95		\$41	\$8,661	\$71,155	\$80,476	\$123,095	\$258,151	\$276,186
Shark, unspecified	1,494	177	7,067	12,320	11,295	1,916	3,364	6,378	217
	\$1,419	\$109	\$4,041	\$6,205	\$6,070	\$1,766	\$3,108	\$4,433	\$180
Shark, white				1,750			40	406	
				\$626			\$44	\$344	
Sharks, cow	129				20				7
	\$161				\$14				\$8
Sheephead, California						39	10,801	16,515	1,959
						\$24	\$4,994	\$23,753	\$1,050
Silversides						44	101	1,801	28
						\$12	\$48	\$630	\$14
Skate, unspecified	37,559	172	482	30,395	27,838	17,861	5,766	7,369	411
	\$11,224	\$55	\$105	\$9,623	\$7,453	\$4,269	\$2,140	\$2,924	\$124
Smelt, night	29	11,407		41					
	\$9	\$3,659		\$31					
Smelt, surf	9,145	62	50	1,801					
	\$1,370	\$21	\$25	\$940					
Smelt, whitebait	385,346	42,925	14,513	5,529	705	52			
	\$115,319	\$14,094	\$4,622	\$2,880	\$353	\$45			
Smelts, true	392,019		50	1,666	1,614	132		182	
	\$59,107		\$20	\$939	\$380	\$39		\$61	
Sole, butter	2,058			7,849		15			40
	\$496			\$1,579		\$13			\$40
Sole, Dover	8,663,386	2,132,635	1,321,986	1,395,842	891,630	3,648,498	17,157	6	
	\$2,609,944	\$651,431	\$374,625	\$430,444	\$229,387	\$984,428	\$4,857	\$2	
Sole, English	799,208	378,260	106,889	445,633	436,413	127,411	57,454	82	
	\$325,499	\$153,325	\$38,065	\$182,259	\$164,436	\$52,372	\$24,727	\$41	
Sole, fantail	544	46,228		20,811			6		
	\$211	\$15,673		\$8,530			\$5		
Sole, petrale	599,752	223,029	59,998	458,286	244,180	150,583	17,005	76	28
	\$439,273	\$174,932	\$40,781	\$331,787	\$198,542	\$145,832	\$15,765	\$69	\$17
Sole, rex	658,697	297,007	75,891	157,956	154,155	505,691	4,927		
	\$251,351	\$114,493	\$23,408	\$59,931	\$54,016	\$190,824	\$1,961		

Table 5b (continued) <b>Fish:</b>	Eureka	Fort Bragg	Bodega Bay	San Francisco	Monterey	Morro Bay	Santa Barbara	Los Angeles	San Diego
Sole, rock	430	2,878	736	7,668		84		264	4
	\$189	\$1,222	\$318	\$3,264		\$80		\$330	\$2
Sole, sand	99,093	2,298	1,627	137,384	4,058	3,355	123		32
	\$74,154	\$1,682	\$274	\$102,976	\$2,559	\$3,148	\$55		\$17
Sole, unspecified		580		5,373	7,055	1,671	25,530	13,153	3,125
		\$493		\$2,215	\$2,218	\$985	\$11,003	\$10,812	\$2,518
Stickleback, threespine			1	176					
			\$10	\$5,332					
Stingray								36	
								\$1,824	
Sunfish, ocean									334
									\$333
Surfperch, barred						23,143	15	45	
						\$28,684	\$12	\$11	
Surfperch, black						149		248	
						\$102		\$25	
Surfperch, rainbow	10					374		92	
	\$3					\$336		\$46	
Surfperch, redbtail	19,104	268		41	12	1,798			
	\$16,180	\$228		\$41	\$10	\$454			
Surfperch, rubberlip						31			
						\$22			
Surfperch, shiner	1,690			4	7	931		18	
	\$1,033			\$2	\$3	\$591		\$9	
Surfperch, unspecified	6,341	318	90	11,899	134	20,778	143	8,979	10,381
	\$3,861	\$111	\$43	\$13,092	\$139	\$24,327	\$62	\$6,583	\$6,234
Surfperch, walleye						10			
						\$5			
Surfperch, white								19	
								\$12	
Swordfish			1,941	39,148	423,201	430,617	146,534	666,600	776,354
			\$10,423	\$159,187	\$1,495,803	\$1,264,267	\$576,728	\$2,792,050	\$3,209,986
Thornyheads (unspecified)	7,810,045	747,433	104,395	215,685	100,143	974,537	4,538		
	\$2,747,875	\$260,643	\$30,437	\$75,418	\$26,710	\$290,921	\$1,285		
Topsmelt				119					
				\$105					
Trawled fish for animal food	84,348			844		4,708			
	\$69,165			\$692		\$3,861			

Table 5b (continued) <b>Fish:</b>	Eureka	Fort Bragg	Bodega Bay	San Francisco	Monterey	Morro Bay	Santa Barbara	Los Angeles	San Diego
Triggerfish							5		
							\$5		
Tuna, albacore	383,104	32,205	88,517	274,301	644,093	187,636	15,668	1,015,899	28,096
	\$338,421	\$26,679	\$76,027	\$234,374	\$551,989	\$162,575	\$57,532	\$302,962	\$24,050
Tuna, bigeye					5,231	3,148		771	5,020
					\$9,037	\$1,123		\$1,309	\$8,866
Tuna, bluefin					777	592	81	1,751,789	18,465
					\$1,496	\$617	\$81	\$2,701,290	\$29,083
Tuna, skipjack						596	4,052	19,090,599	444,215
						\$216	\$10	\$784,964	\$3,451
Tuna, unspecified				142	3,657	402		16,741	3,263
				\$142	\$5,287	\$616		\$38,802	\$4,742
Tuna, yellowfin				91	307	3,571	2,791,797	39,682,661	554,757
				\$159	\$685	\$2,866	\$1,984,688	\$974,484	\$46,820
Turbot	14,496	165	753	3,453	11	4,926		4	2
	\$4,723	\$54	\$249	\$1,165	\$9	\$1,835		\$2	\$2
Wahoo									2,714
									\$4,642
Whitefish, ocean					2	19	2,113	568	394
					\$1	\$9	\$1,485	\$501	\$177
Whiting, Pacific	14,389,522		9,000	1,470	1,110			756	25
	\$976,367		\$540	\$317	\$407			\$694	\$13
Wrasse, rock								1	
								\$90	
Yellowtail					120	67	18,001	14,970	51,960
					\$270	\$151	\$11,686	\$14,847	\$47,945
Zebraperch								232	
								\$197	

**Rockfish:**

Rockfish, bank			130	106,537	6,597	297			
			\$39	\$25,019	\$2,197	\$134			
Rockfish, black	37,121	19,022	288	363	368		79	4,144	
	\$13,281	\$10,051	\$68	\$134	\$77		\$42	\$3,315	
Rockfish, black-and-yellow	44								
	\$18								



Table 5b (continued) <b>Rockfish:</b>	Eureka	Fort Bragg	Bodega Bay	San Francisco	Monterey	Morro Bay	Santa Barbara	Los Angeles	San Diego
Rockfish, blackgill	52			50		296,922	259,823	55,042	37,128
	\$34			\$88		\$120,054	\$147,412	\$27,165	\$22,314
Rockfish, blue		223	7	1,188	14,661	1,301	1,797	2,039	174
		\$89	\$4	\$594	\$5,312	\$463	\$233	\$204	\$347
Rockfish, bocaccio				27					
				\$13					
Rockfish, brown	2,459	14,539		2,000	6,423		2,930		4
	\$689	\$4,798		\$660	\$2,167		\$791		\$2
Rockfish, canary	5,466			11		4			
	\$3,533			\$8		\$3			
Rockfish, chilipepper			120	703	2,024	14,381	444	9	323
			\$36	\$413	\$620	\$4,613	\$235	\$4	\$162
Rockfish, China	740	210	594	4,929	11,401				
	\$260	\$193	\$288	\$4,681	\$7,497				
Rockfish, copper	1,124	1,297	1,141	373					
	\$731	\$843	\$778	\$285					
Rockfish, copper (whitebelly)						710			
						\$650			
Rockfish, cowcod	197			1,027	2,206	10,932	11,553	1,937	13,775
	\$60			\$390	\$934	\$9,633	\$13,282	\$2,379	\$17,174
Rockfish, gopher						13			
						\$13			
Rockfish, greenspotted	541								
	\$352								
Rockfish, group bocaccio/chilipepper	2,323	48,170	316,935	490,644	1,697,914	670,985	583,614	132,439	80,926
	\$925	\$18,736	\$103,897	\$190,452	\$591,187	\$278,314	\$217,549	\$72,137	\$51,678
Rockfish, group bolina			32,098	92,807	10,399	8,813	399		31
			\$21,117	\$102,313	\$8,911	\$5,456	\$590		\$20
Rockfish, group gopher		115	11,555	2,742	105,316	36,289			
		\$75	\$5,574	\$2,253	\$154,339	\$35,823			
Rockfish, group red	278,230	837,915	78,725	129,496	168,327	202,341	243,346	62,599	44,490
	\$135,094	\$322,147	\$48,433	\$76,903	\$101,126	\$194,406	\$359,541	\$85,623	\$42,770
Rockfish, group rosefish	63,606	98,363	31,412	221,380	266,175	224,769	4,707	272	1,205
	\$17,719	\$27,501	\$7,859	\$59,699	\$62,889	\$56,721	\$1,359	\$1,904	\$653
Rockfish, group small	615,432	35,636	44,126	22,733	227,892	70,364	531		
	\$162,454	\$7,847	\$12,169	\$6,420	\$46,526	\$20,021	\$212		
Rockfish, kelp					40				
					\$215				

Table 5b (continued) <b>Rockfish:</b>	Eureka	Fort Bragg	Bodega Bay	San Francisco	Monterey	Morro Bay	Santa Barbara	Los Angeles	San Diego
Rockfish, olive					1	5	265	19	
					\$1	\$1	\$190	\$9	
Rockfish, Pacific ocean perch							15		
							\$9		
Rockfish, pink							192		
							\$114		
Rockfish, rosy					118				
					\$30				
Rockfish, treefish								1	
								\$35	
Rockfish, unspecified	2,867,101	1,910,567	1,782,411	1,606,739	1,655,831	2,220,610	610,917	110,894	325,157
	\$887,450	\$579,734	\$545,450	\$581,992	\$631,077	\$867,754	\$293,903	\$91,068	\$235,267
Rockfish, vermilion				16	6	45			
				\$12	\$4	\$37			
Rockfish, widow	2,574,189	248,066	472,087	275,876	134,142	52,044	2,775		
	\$725,624	\$78,125	\$144,521	\$88,663	\$47,050	\$24,454	\$749		
Rockfish, yelloweye	24,940	9,793	35	902					
	\$16,212	\$6,263	\$23	\$724					
Rockfish, yellowtail	457	2,459	11,492	197,398	4,192	7		12	
	\$185	\$793	\$3,333	\$88,127	\$2,202	\$3		\$11	

**Crustaceans:**

Barnacle	2								
	\$4								
Crab, box			11				56		
			\$6				\$27		
Crab, claws	1,798			4,575	4,964	19,198	48,978	13,199	3,759
	\$683			\$1,599	\$2,740	\$6,793	\$12,721	\$3,191	\$1,706
Crab, Dungeness	7,998,710	662,345	1,011,067	1,553,396	67,646	3,660	644	172	55
	\$10,040,196	\$874,042	\$1,403,631	\$2,416,240	\$116,890	\$4,577	\$1,026	\$207	\$30
Crab, king							503	29	155
							\$331	\$29	\$77
Crab, rock unspecified	19,028	2,946	5,294	22,523	12,188	196,864	225,034	623,838	131,558
	\$22,443	\$4,291	\$4,847	\$34,632	\$12,322	\$190,248	\$220,092	\$585,654	\$128,236
Crab, sand	5								
	\$6								



Table 5b (continued) <b>Mollusks:</b>	Eureka	Fort Bragg	Bodega Bay	San Francisco	Monterey	Morro Bay	Santa Barbara	Los Angeles	San Diego
Abalone							19	56	
							\$56	\$169	
Abalone, black		483		372	791		127,975	71,224	815
		\$217		\$74	\$554		\$355,626	\$200,867	\$1,848
Abalone, green							713	22,133	675
							\$3,661	\$117,237	\$3,519
Abalone, pink				50			5,319	12,700	956
				\$264			\$23,042	\$63,239	\$4,750
Abalone, red				117,866	285		192,516	7,069	6,698
				\$447,879	\$1,064		\$724,139	\$23,707	\$26,472
Abalone, white									2
									\$15
Clam, California jackknife								5,034	
								\$10,596	
Clam, gaper	720	846							
	\$499	\$685							
Clam, unspecified	22			15,254		40			
	\$6			\$4,255		\$100			
Limpet, unspecified					417	1,451	25	16	
					\$417	\$1,451	\$13	\$176	
Mollusk, unspecified								9	
								\$238	
Mussel		25		193	3	47		8,935	
		\$6		\$112	\$2	\$24		\$5,361	
Octopus, unspecified	17,441	3,003	1,352	2,208	522	508	1,047	515	970
	\$15,038	\$2,697	\$1,240	\$2,016	\$551	\$403	\$847	\$5,554	\$798
Oyster, giant Pacific						108			
						\$45			
Sea hare								647	
								\$16,175	
Sea slug				1	13			1,072	
				\$31	\$315			\$26,755	
Snail, bubble								134	
								\$5,340	
Snail, sea				28		4,000	5,002	19,063	1,077
				\$11		\$2,800	\$1,703	\$7,221	\$412
Squid, market		65,674	25	659,524	10,795,340	145	37,252,613	33,267,982	41,049
		\$1,254	\$6	\$67,944	\$1,153,864	\$67	\$1,246,924	\$3,100,739	\$7,120

Table 5b (continued) <b>Mollusks:</b>	Eureka	Fort Bragg	Bodega Bay	San Francisco	Monterey	Morro Bay	Santa Barbara	Los Angeles	San Diego
Whelk, Kellet's							142		
							\$114		
<b>Plants:</b>									
Kelp									780
									\$172
<b>Miscellaneous invertebrates:</b>									
Invertebrates, colonial					32	145		18,311	
					\$27	\$123		\$15,576	
Tunicates				8	32				
				\$14	\$56				
Worms, marine	1,603			0.3	13			15	
	\$665			\$0.1	\$7			\$8	
Total pounds	65,117,232	39,389,740	16,381,520	35,130,066	24,322,175	12,329,761	63,106,008	234,895,340	4,749,543
Total ex-vessel value (dollars)	\$29,805,526	\$21,613,110	\$16,303,574	\$22,686,963	\$12,265,462	\$7,710,663	\$14,481,840	\$28,011,060	\$6,074,089

Table 5c. Commercial landings (pounds) and ex-vessel value (dollars) by major fishery group and port complex, 1989

Fish:	Port Complex and Pounds Landed and Ex-vessel Value (dollars)								
	Eureka	Fort Bragg	Bodega Bay	San Francisco	Monterey	Morro Bay	Santa Barbara	Los Angeles	San Diego
Anchovy, northern				1,665,190	2,047,421	500	371,145	1,109,369	206,201
				\$162,522	\$93,883	\$41	\$24,850	\$58,859	\$48,906
Barracuda, California					8	27	2,717	126,916	3,656
					\$8	\$19	\$2,171	\$89,885	\$2,633
Bass, barred sand					3			12	
					\$2			\$12	
Bass, giant sea					254	284	2,698	3,117	2,405
					\$491	\$583	\$4,151	\$3,922	\$4,044
Bass, kelp					55	6			
					\$40	\$4			
Bass, rock						20			
						\$12			
Blacksmith								275	
								\$69	
Bonito, Pacific					197	246	71,599	2,322,521	12,188
					\$79	\$129	\$12,081	\$350,924	\$5,898
Butterfish (Pacific pompano)				4,301	7,377	2,111	4,540	2,628	169
				\$5,446	\$10,924	\$531	\$2,665	\$2,140	\$113
Cabazon	12,179	182	3	8,183	1,845	1,595	888	66	53
	\$3,196	\$71	\$2	\$3,245	\$889	\$461	\$678	\$151	\$40
Cod, Pacific	50	6		172					
	\$13	\$2		\$69					
Croaker, black									50
									\$25
Croaker, unspecified				45					
				\$20					
Croaker, white	23,699		1,235	353,238	258,543	975	135,720	256,361	12,521
	\$8,579		\$432	\$127,090	\$73,981	\$307	\$64,604	\$139,604	\$8,428
Dolphin (fish)									828
									\$59
Eel	37			800		5	900		
	\$17			\$400		\$1	\$405		
Eel, wolf (wolf-eel)	12,304	79		55	135	39			
	\$3,089	\$56		\$30	\$126	\$15			

Table 5c (continued) <b>Fish:</b>	Eureka	Fort Bragg	Bodega Bay	San Francisco	Monterey	Morro Bay	Santa Barbara	Los Angeles	San Diego
Fish, unspecified	457	11	273	1,401	12,934	247	6,989	21,038	2,703
	\$143	\$5	\$167	\$413	\$660	\$200	\$2,648	\$3,373	\$1,954
Flounder, arrowtooth	60,204	135		2,126					
	\$8,123	\$17		\$535					
Flounder, starry	51,665	225	3,523	59,406	9,738	11,364	14		
	\$21,500	\$101	\$1,585	\$26,709	\$5,893	\$5,378	\$5		
Flounder, unspecified	63		525	10,913	29,959	27,616	152	18	
	\$25		\$181	\$6,403	\$18,638	\$13,709	\$65	\$36	
Flyingfish								107,369	
								\$41,373	
Greenling, kelp				1,164	3,091	42		1,486	
				\$658	\$829	\$16		\$1,486	
Grenadiers	98,933	1,074			62	553			
	\$11,295	\$107			\$16	\$138			
Guitarfish, shovelnose						8,843	29,008	14,195	1,682
						\$4,392	\$11,731	\$5,999	\$1,102
Hagfish		43,560		330,357		17,404	1,681,966	569,244	9
		\$17,424		\$138,878		\$7,676	\$700,368	\$197,505	\$8
Halfmoon						6	113	3,321	1,765
						\$8	\$57	\$2,859	\$1,236
Halibut, California	3,114	70,283	10,830	168,397	114,330	305,420	292,639	186,542	67,766
	\$5,828	\$129,606	\$25,530	\$391,435	\$277,503	\$682,293	\$639,693	\$420,174	\$148,647
Halibut, Pacific		304							
		\$570							
Halibut, unspecified				15	18		6		4
				\$48	\$45		\$16		\$6
Herring roe on kelp				87,584					
				\$175,167					
Herring, Pacific	147,560		424,365	19,884,749	27,331			10,000	
	\$100,893		\$76,077	\$4,588,147	\$6,971			\$500	
Jacksmelt				1,623	2,163			1,965	
				\$559	\$677			\$781	
Kahawai					308				
					\$154				
Lingcod	672,011	611,114	176,165	717,609	419,290	149,106	27,820	2,965	14,839
	\$272,258	\$226,443	\$44,701	\$295,866	\$154,290	\$74,949	\$4,994	\$1,936	\$9,456
Lizardfish, California							111	17,587	50
							\$29	\$4,270	\$23

Table 5c (continued) <b>Fish:</b>	Eureka	Fort Bragg	Bodega Bay	San Francisco	Monterey	Morro Bay	Santa Barbara	Los Angeles	San Diego
Louvar				242	333	1,408	525	995	4,693
				\$299	\$375	\$3,165	\$961	\$1,811	\$11,561
Mackerel, jack		4		9,588	82,026	8	228	23,597,411	1,630
		\$0.2		\$3,053	\$3,372	\$0.5	\$23	\$1,477,971	\$105
Mackerel, Pacific					31,490	208	559,062	45,839,940	13,797
					\$3,171	\$85	\$25,657	\$3,125,264	\$4,981
Mackerel, unspecified	21	131	1,358	18,468	100,741	2,448	12,465,909	46,184,109	2,916
	\$13	\$32	\$281	\$5,011	\$9,503	\$510	\$354,919	\$2,938,156	\$1,403
Mudsucker, longjaw				44					
				\$611					
Mullet, striped									4,936
									\$3,724
Opah	110		114	3,894	15,889	26,477	8,053	22,207	40,010
	\$55		\$86	\$1,551	\$6,740	\$10,208	\$3,100	\$8,634	\$23,121
Opaleye							1,825	2,127	4,738
							\$728	\$1,618	\$2,384
Queenfish								80	111
								\$54	\$75
Sablefish	2,687,635	1,070,535	466,948	2,547,283	831,794	959,137	56,356	94,934	5,739
	\$1,037,726	\$466,960	\$157,218	\$870,333	\$268,599	\$275,152	\$28,845	\$91,585	\$3,367
Salmon	25	5,960	473	18,420	11,830	18,840	13,081	650	6,240
	\$38	\$11,900	\$925	\$20,453	\$26,459	\$53,130	\$24,040	\$1,982	\$16,289
Salmon, Chinook	556,467	1,119,535	960,763	1,659,231	952,181	252,056	2,128	3,141	582
	\$1,237,081	\$2,512,053	\$2,245,280	\$4,042,792	\$2,369,424	\$687,110	\$6,763	\$9,750	\$1,519
Salmon, coho	74,645	115,174	22,941	16,016	2,806	399	7		
	\$113,005	\$204,188	\$39,394	\$29,297	\$6,046	\$936	\$11		
Salmon, pink	165	3,024	417	91			771		
	\$127	\$2,266	\$190	\$63			\$771		
Sanddab	416,842	38,465	21,093	772,375	148,565	4,265	615	2,482	3,473
	\$100,354	\$9,648	\$5,193	\$225,176	\$56,685	\$1,310	\$340	\$4,921	\$3,563
Sardine, Pacific			60		524,689		205,653	1,113,905	313
			\$12		\$72,030		\$763	\$58,484	\$157
Sargo								4	175
								\$3	\$114
Scorpionfish, California				26		1,163	3,073	25,605	12,582
				\$26		\$1,138	\$7,921	\$37,403	\$14,712
Sculpin, staghorn				135			41	2,483	24
				\$111			\$41	\$6,926	\$21



Table 5c (continued) <b>Fish:</b>	Eureka	Fort Bragg	Bodega Bay	San Francisco	Monterey	Morro Bay	Santa Barbara	Los Angeles	San Diego
Seabass, white					657	1,157	67,318	34,730	12,160
					\$1,341	\$2,632	\$142,527	\$75,481	\$26,677
Shad, American			250	31,563	668	15	52	70	25
			\$500	\$45,695	\$152	\$5	\$32	\$46	\$14
Shad, threadfin				1,718					
				\$3,436					
Shark, bigeye thresher				1,620	2,738	6,278	2,049	1,482	7,926
				\$1,674	\$3,016	\$4,609	\$2,962	\$1,339	\$7,575
Shark, blue		123		23		67	9,853	3,390	65
		\$43		\$23		\$14	\$2,478	\$710	\$40
Shark, brown smoothhound			30		182	530	7,414	1,939	1,038
			\$30		\$264	\$293	\$2,365	\$1,668	\$966
Shark, gray smoothhound				372					40
				\$74					\$28
Shark, horn								32	
								\$64	
Shark, leopard	2,347			6,928	9,459	3,627	9,020	13,135	5,978
	\$2,112			\$2,830	\$8,016	\$2,518	\$5,869	\$13,141	\$6,108
Shark, Pacific angel			92		1,877	42,007	207,870	11,489	5,507
			\$41		\$844	\$22,022	\$136,314	\$4,000	\$2,927
Shark, pelagic thresher				200					49
				\$100					\$49
Shark, salmon				100	135			116	
				\$50	\$68			\$58	
Shark, sevengill							13		
							\$11		
Shark, shortfin mako	73		451	4,542	13,932	20,968	79,688	153,591	115,054
	\$113		\$617	\$4,924	\$17,820	\$21,645	\$117,130	\$225,468	\$156,535
Shark, smooth hammerhead									158
									\$79
Shark, soupfin	3,057	2,695	833	4,453	10,780	12,289	42,337	43,893	45,010
	\$3,903	\$3,305	\$435	\$4,013	\$9,330	\$8,553	\$22,775	\$38,185	\$46,461
Shark, spiny dogfish			1,350	122		78	1,389		491
			\$316	\$59		\$14	\$365		\$49
Shark, swell							4		
							\$20		
Shark, thresher	18,412		536	9,956	57,998	76,529	41,280	218,842	226,502
	\$27,860		\$835	\$14,735	\$89,190	\$56,783	\$61,344	\$301,519	\$335,400

Table 5c (continued) <b>Fish:</b>	Eureka	Fort Bragg	Bodega Bay	San Francisco	Monterey	Morro Bay	Santa Barbara	Los Angeles	San Diego
Shark, unspecified	2,450	246	507	4,168	8,122	744	626	4,241	1,665
	\$2,238	\$252	\$327	\$2,100	\$4,591	\$461	\$412	\$2,586	\$1,886
Shark, white					670		659	10	6
					\$268		\$77	\$2	\$3
Sharks, cow	7			73					51
	\$9			\$37					\$51
Sheephead, California						52	11,237	19,748	1,983
						\$31	\$5,825	\$47,938	\$1,584
Silversides							456	1,251	
							\$191	\$497	
Skate, unspecified	32,929	381	1,181	53,203	63,647	10,898	2,953	9,059	586
	\$5,879	\$75	\$202	\$14,732	\$16,530	\$2,694	\$1,122	\$2,958	\$475
Smelt, night	78,733	1,208		120	1				
	\$23,627	\$362		\$36	\$0.3				
Smelt, surf	188,967	25	60	25	688				
	\$28,345	\$4	\$35	\$4	\$322				
Smelt, whitebait	377,202	10,681	3,986	440	2,258	14			
	\$113,393	\$3,479	\$1,428	\$210	\$1,542	\$18			
Smelts, true	77,644	255		1,185	985	10		660	
	\$11,673	\$89		\$659	\$313	\$2		\$267	
Sole, butter	3,029		205						377
	\$246		\$78						\$215
Sole, Dover	7,133,837	2,152,570	1,801,695	1,747,299	622,899	3,558,655	10,305		60
	\$1,897,422	\$595,561	\$459,868	\$466,859	\$159,599	\$902,648	\$2,891		\$42
Sole, English	627,698	366,710	199,322	544,140	440,077	101,819	41,811	2	
	\$231,019	\$136,984	\$69,213	\$215,329	\$163,550	\$41,706	\$15,482	\$2	
Sole, fantail	1,117	69,370	80	22,683		3			
	\$335	\$23,170	\$68	\$13,203		\$3			
Sole, petrale	610,867	262,001	93,725	455,973	211,144	190,094	29,133	122	165
	\$452,039	\$190,218	\$69,510	\$351,006	\$174,808	\$184,536	\$28,042	\$111	\$120
Sole, rex	453,702	260,151	104,432	220,378	75,583	529,387	8,031		19
	\$159,503	\$96,049	\$37,918	\$82,831	\$26,464	\$200,960	\$3,211		\$8
Sole, rock		6,716	670	14,566	76	41	1		
		\$2,698	\$252	\$5,962	\$27	\$40	\$0.4		
Sole, sand	131,234	426	391	102,405	6,664	2,895	31	21	22
	\$94,016	\$230	\$277	\$77,093	\$5,099	\$2,432	\$12	\$21	\$22
Sole, slender						3			
						\$2			

[illegible]

Table 5c (continued) <b>Fish:</b>	Eureka	Fort Bragg	Bodega Bay	San Francisco	Monterey	Morro Bay	Santa Barbara	Los Angeles	San Diego
Tuna, albacore	159,204	43,030	15,051	557,161	241,294	232,752	2,364	654,085	13,967
	\$110,896	\$37,050	\$15,163	\$415,824	\$169,576	\$181,803	\$2,290	\$25,517	\$14,052
Tuna, bigeye						531	256		587
						\$1,012	\$219		\$1,182
Tuna, bluefin				53	261	1,335	535	2,226,561	17,372
				\$53	\$388	\$720	\$757	\$744,221	\$39,646
Tuna, skipjack				24	82	464	313	9,925,039	6,492
				\$8	\$24	\$96	\$313	\$27,289	\$1,905
Tuna, skipjack, black				32					328
				\$16					\$671
Tuna, unspecified				150	690	600		157,049	10,548
				\$150	\$1,127	\$242		\$288,418	\$8,680
Tuna, yellowfin			49		190	347		38,828,193	5,516
			\$49		\$360	\$461		\$543,345	\$14,360
Turbot	3,732	15	1,491	21,952	4	3,354	25		
	\$35	\$5	\$433	\$5,553	\$2	\$1,272	\$2		
Wahoo								150	88
								\$338	\$264
Whitefish, ocean						3	2,440	626	105
						\$1	\$1,904	\$1,077	\$97
Whiting, Pacific	16,075,560			963	41	194	2,777	9,048	470
	\$904,684			\$200	\$101	\$45	\$1,036	\$5,088	\$222
Yellowtail				60	69	14	703	6,784	20,691
				\$24	\$37	\$15	\$559	\$7,446	\$22,853

**Rockfish:**

Rockfish, bank				35,467					
				\$7,193					
Rockfish, black	216,267	9,111	410	1,157	3,347		6		
	\$75,335	\$5,604	\$182	\$437	\$776		\$4		
Rockfish, black-and-yellow					13				
					\$17				
Rockfish, blackgill		250		43	525	131,065	373,286	50,700	47,019
		\$113		\$75	\$263	\$59,058	\$210,587	\$30,875	\$36,597
Rockfish, blue	120	10,481	14	5,119	12,888	9,070	21	125	101
	\$42	\$4,002	\$6	\$1,829	\$5,362	\$2,678	\$8	\$106	\$48



Table 5c (continued) <b>Rockfish:</b>	Eureka	Fort Bragg	Bodega Bay	San Francisco	Monterey	Morro Bay	Santa Barbara	Los Angeles	San Diego
Rockfish, redbanded								1,308	
								\$1,439	
Rockfish, rosy						760			
						\$114			
Rockfish, shortbelly			1,143						
			\$137						
Rockfish, unspecified	2,241,739	2,166,096	1,794,792	2,776,341	2,814,787	2,746,721	535,859	105,214	176,754
	\$698,971	\$622,739	\$387,536	\$960,483	\$978,337	\$1,046,640	\$383,747	\$136,682	\$156,574
Rockfish, vermilion	58	382	70	7	3	20			
	\$38	\$256	\$70	\$4	\$2	\$14			
Rockfish, widow	2,237,270	249,916	478,199	275,894	204,101	13,087	27,950		
	\$580,721	\$66,272	\$117,236	\$79,286	\$60,368	\$6,045	\$6,304		
Rockfish, yelloweye	36,264	9,477	227	3,634	30				
	\$23,503	\$6,457	\$141	\$2,530	\$20				
Rockfish, yellowtail	9,988	4,516	412	27,733	4,804	19		716	12
	\$3,620	\$1,757	\$196	\$12,841	\$2,663	\$9		\$644	\$18

**Crustaceans:**

Crab, box							314		
							\$191		
Crab, claws	1,437			1,266	2,809	28,492	33,248	5,740	3,098
	\$2,874			\$660	\$4,123	\$25,312	\$10,190	\$1,361	\$780
Crab, Dungeness	4,646,467	81,931	373,109	527,208	71,007	15,651	1,223	1,342	79
	\$5,861,760	\$109,904	\$598,307	\$915,365	\$130,099	\$28,733	\$1,121	\$3,265	\$40
Crab, king						6	139		10
						\$1	\$132		\$9
Crab, rock unspecified	4,126	48	1,838	17,999	42,384	515,397	365,416	174,149	188,618
	\$3,762	\$48	\$1,655	\$20,598	\$42,462	\$492,363	\$382,515	\$182,301	\$179,768
Crab, spider						332	51,792	15,841	2,093
						\$240	\$33,316	\$7,133	\$1,383
Lobster, California spiny					49	106	177,766	283,125	276,024
					\$264	\$583	\$969,953	\$1,571,132	\$1,371,764
Prawn, ridgeback							164,827	533	159
							\$218,656	\$1,547	\$963
Prawn, spot	10,635	650		1,477	6,439	8,423	96,549	60,437	5,199
	\$2,649	\$228		\$4,521	\$39,306	\$42,859	\$406,662	\$270,064	\$31,313

Table 5c (continued) <b>Crustaceans:</b>	Eureka	Fort Bragg	Bodega Bay	San Francisco	Monterey	Morro Bay	Santa Barbara	Los Angeles	San Diego
Shrimp, bay				128,859					
				\$269,778					
Shrimp, brine				1,143,288					13,466
				\$14,703					\$169
Shrimp, ghost			268	11,580				148	
			\$816	\$4,875				\$1,004	
Shrimp, Pacific Ocean	12,490,435	832,548	5	11		24,069	4,148		
	\$4,510,652	\$216,126	\$3	\$11		\$8,816	\$4,060		
Shrimp, red rock								18	
								\$220	
Shrimp, unspecified	13,593	2,529		4,214	366			21	237
	\$3,619	\$632		\$16,216	\$2,281			\$85	\$1,204

**Echinoderms:**

Echinoderm, unspecified								587	
								\$408	
Sea cucumber, unspecified		5,824					152,050	1,807	330
		\$1,203					\$30,307	\$1,148	\$233
Sea stars								5	
								\$10	
Urchin, purple sea							2,781		
							\$1,363		
Urchin, red	70,661	21,947,991	4,028,198	868,662		3,401	16,589,336	6,501,198	1,190,856
	\$10,587	\$5,888,041	\$455,348	\$216,925		\$1,375	\$8,413,381	\$2,997,996	\$475,889

**Mollusks:**

Abalone				575			200		
				\$3,234			\$1,125		
Abalone, black	560	1,619		693	2,173	396	177,547	38,212	1,471
	\$178	\$564		\$270	\$767	\$1,588	\$630,886	\$145,434	\$2,749
Abalone, green							471	19,025	654
							\$2,977	\$114,428	\$3,945
Abalone, pink							5,806	15,039	1,708
							\$26,201	\$84,147	\$9,690
Abalone, red				130,660		2,040	333,732	2,599	6,255
				\$518,675		\$9,006	\$1,425,035	\$10,463	\$27,673





Table 5c (continued) Miscellaneous:	Eureka	Fort Bragg	Bodega Bay	San Francisco	Monterey	Morro Bay	Santa Barbara	Los Angeles	San Diego
Worms, marine					22 \$143			11 \$22	
Unspecified species		3,105 \$2,484		340 \$98			193 \$125		
Total pounds	61,631,218	33,790,236	11,752,725	40,007,025	29,517,366	13,536,704	75,251,686	218,030,161	3,537,630
Total ex-vessel value (dollars)	\$22,109,406	\$12,481,786	\$5,214,736	\$17,596,450	\$9,501,607	\$7,101,838	\$17,731,193	\$21,592,324	\$5,750,463

Table 5d. Commercial landings (pounds) and ex-vessel value (dollars) by major fishery group and port complex, 1990

Fish:	Port Complex and Pounds Landed and Ex-vessel Value (dollars)								
	Eureka	Fort Bragg	Bodega Bay	San Francisco	Monterey	Morro Bay	Santa Barbara	Los Angeles	San Diego
Anchovy, northern			155,600 \$10,892	1,418,379 \$142,332	4,699,015 \$312,131		317,277 \$45,795	442,205 \$35,193	40,640 \$42,258
Barracuda, California		160 \$92			370 \$222	791 \$643	5,055 \$3,668	160,284 \$90,523	3,263 \$2,662
Bass, barred sand								3 \$3	
Bass, giant sea					99 \$186	625 \$1,258	3,000 \$4,279	1,946 \$2,340	1,599 \$2,824
Bass, kelp					10 \$5				
Bonito, Pacific		6 \$2		457 \$410	5,493 \$2,285	25,127 \$6,570	21,508 \$5,478	9,530,100 \$1,920,325	6,700 \$2,999
Butterfish (Pacific pompano)				490 \$537	2,544 \$3,013	68 \$21	25,664 \$12,249	708 \$500	
Cabazon	19,550 \$6,313	125 \$45	19 \$10	1,967 \$914	1,385 \$652	1,574 \$519	984 \$595	238 \$282	111 \$74
Cod, Pacific	11 \$3								1 \$0.4
Croaker, black									2,660 \$1,824
Croaker, unspecified					40 \$12				

Table 5d (continued) <b>Fish:</b>	Eureka	Fort Bragg	Bodega Bay	San Francisco	Monterey	Morro Bay	Santa Barbara	Los Angeles	San Diego
Croaker, white	32		13,900	131,235	268,330	25,119	109,713	221,182	5,344
	\$16		\$4,860	\$49,136	\$85,952	\$8,686	\$53,933	\$132,043	\$3,389
Dolphin (fish)						5	25	243	1,237
						\$15	\$31	\$386	\$1,546
Eel	36			67	157	8		302	
	\$17			\$17	\$95	\$3		\$142	
Eel, California moray				115				1,072	
				\$58				\$4,288	
Eel, wolf (wolf-eel)	2,020	44		58	29	119			
	\$766	\$44		\$25	\$13	\$58			
Eulachon								20	
								\$20	
Fish, unspecified	16,989		85	536	1,807	506	2,877	2,559	105
	\$10,929		\$54	\$268	\$1,099	\$259	\$1,171	\$2,304	\$74
Flounder, arrowtooth	119,001	348		119					
	\$12,676	\$36		\$48					
Flounder, starry	44,551		75	27,457	5,744	2,485	77		
	\$18,376		\$34	\$12,039	\$3,483	\$1,225	\$40		
Flounder, unspecified	1,560	270	257	12,547	4,251	16,815	63	34	
	\$700	\$81	\$78	\$6,435	\$2,446	\$8,635	\$39	\$44	
Flyingfish								83,889	
								\$33,612	
Garibaldi								43	
								\$128	
Goby, yellowfin				3,869					
				\$16,897					
Greenling, kelp	10			272	20	2		3,030	
	\$4			\$139	\$9	\$1		\$2,605	
Grenadiers	134,275	20,163		433	387	21,705			
	\$18,463	\$2,661		\$61	\$58	\$5,212			
Guitarfish, shovelnose						823	37,884	13,198	489
						\$465	\$14,128	\$5,226	\$324
Hagfish	237,781	874,101		333,941	508,284	807,832	670,358	1,442,867	25,432
	\$71,337	\$276,619		\$134,340	\$183,321	\$274,290	\$242,911	\$967,519	\$9,174
Halfmoon								3,193	1,845
								\$2,742	\$1,270
Halibut, California	3,541	1,795	3,350	167,537	42,034	198,039	350,121	124,186	47,968
	\$6,768	\$4,463	\$8,126	\$410,366	\$104,399	\$450,764	\$781,185	\$282,102	\$109,511

Table 5d (continued) <b>Fish:</b>	Eureka	Fort Bragg	Bodega Bay	San Francisco	Monterey	Morro Bay	Santa Barbara	Los Angeles	San Diego
Halibut, Pacific	18								
	\$44								
Halibut, unspecified						34			
						\$78			
Herring roe on kelp				185,750					
				\$1,760,688					
Herring, Pacific	188,279		190,409	15,724,656	281,143		46	9,000	
	\$122,826		\$82,881	\$6,745,013	\$63,165		\$5	\$450	
Jacksnelt				160	2,077		702	696	
				\$65	\$610		\$391	\$526	
Kelpfishes						304			
						\$91			
Lingcod	697,749	430,452	208,911	523,610	344,301	98,969	14,536	3,718	23,895
	\$281,660	\$158,202	\$70,646	\$215,114	\$133,433	\$46,441	\$5,260	\$2,369	\$17,045
Lizardfish, California							528	19,382	744
							\$121	\$4,212	\$186
Louvar		30	103	28	1,521	1,827	270	658	9,662
		\$75	\$358	\$98	\$4,134	\$5,344	\$681	\$1,252	\$33,037
Mackerel, jack			4	3,437	424,226	36,377	166,997	6,473,354	163
			\$4	\$719	\$47,136	\$1,464	\$6,764	\$385,130	\$72
Mackerel, Pacific				1,013	4,661,943	525	638,782	63,194,983	13,869
				\$441	\$258,210	\$132	\$26,676	\$3,857,854	\$4,615
Mackerel, unspecified	3,684	863	37	29,476	840,129	3,608	290,199	18,756,392	3,126
	\$764	\$165	\$6	\$7,154	\$42,430	\$713	\$12,997	\$1,157,253	\$1,177
Midshipman, plainfin						33			
						\$18			
Mullet, striped								611	18,728
								\$423	\$12,782
Opah	682	667	2,067	3,059	7,370	20,423	3,707	14,810	51,524
	\$226	\$321	\$1,232	\$1,582	\$4,325	\$10,690	\$1,944	\$6,121	\$30,203
Opaleye						638	11	1,658	4,632
						\$230	\$11	\$1,321	\$2,475
Prickleback, monkeyface					92				
					\$46				
Queenfish							4,142		
							\$2,067		
Sablefish	3,126,120	943,137	371,071	1,682,022	608,008	864,402	17,497	451,628	6,492
	\$1,329,183	\$551,362	\$116,280	\$708,039	\$239,452	\$233,733	\$10,610	\$384,872	\$2,911

Table 5d (continued) <b>Fish:</b>	Eureka	Fort Bragg	Bodega Bay	San Francisco	Monterey	Morro Bay	Santa Barbara	Los Angeles	San Diego
Salmon	149	87	98	10,251	13,510	8,748	7,427	18	1,886
	\$360	\$87	\$98	\$29,926	\$38,925	\$25,751	\$23,872	\$54	\$6,473
Salmon, Chinook	260,420	563,512	723,938	1,158,073	1,079,234	292,287	2,436	960	519
	\$707,229	\$1,523,791	\$1,948,530	\$3,249,950	\$3,017,371	\$833,509	\$7,951	\$2,880	\$1,350
Salmon, chum				6					
				\$12					
Salmon, coho	31,263	108,383	61,439	80,239	25,050	6,709			61
	\$60,766	\$212,312	\$118,928	\$161,833	\$48,890	\$17,862			\$158
Sanddab	260,398	10,093	4,894	755,174	147,351	250,537	555	4,419	405
	\$72,849	\$2,905	\$1,472	\$229,977	\$50,827	\$67,390	\$396	\$10,132	\$440
Sanddab, Pacific	9								
	\$3								
Sardine, Pacific				42	280,232	266,935	521,119	2,600,262	390
				\$29	\$27,604	\$10,894	\$21,351	\$127,359	\$194
Sargo									109
									\$76
Scorpionfish, California					8	92	1,060	66,090	18,939
					\$4	\$28	\$1,448	\$138,597	\$22,187
Sculpin, staghorn				3,436			120	1,778	395
				\$9,802			\$77	\$4,077	\$333
Seabass, white				24	4,600	10,260	77,938	30,144	10,696
				\$11	\$8,916	\$23,205	\$164,690	\$66,311	\$23,846
Shad, American			291	43,353	296	22	29	16	44
			\$3	\$75,247	\$76	\$6	\$14	\$9	\$31
Shad, threadfin				10,984					
				\$17,505					
Shark, bigeye thresher	5,123		910	1,132	7,264	866	414	4,234	19,988
	\$5,123		\$852	\$952	\$6,659	\$519	\$414	\$3,878	\$16,210
Shark, blue		10		236	485		25,081	15,709	2,154
		\$10		\$244	\$664		\$6,270	\$3,398	\$543
Shark, brown smoothhound			6		20		8,435	1,367	2,624
			\$6		\$10		\$2,913	\$1,452	\$1,613
Shark, gray smoothhound				505				101	
				\$321				\$20	
Shark, horn		30					86	18	
		\$30					\$69	\$36	
Shark, leopard	356	72		7,087	3,157	2,024	12,875	9,153	6,407
	\$321	\$58		\$2,256	\$2,771	\$1,282	\$8,223	\$8,448	\$6,344

Table 5d (continued) <b>Fish:</b>	Eureka	Fort Bragg	Bodega Bay	San Francisco	Monterey	Morro Bay	Santa Barbara	Los Angeles	San Diego
Shark, Pacific angel		88			674	24,557	219,021	5,107	1,449
		\$35			\$209	\$13,037	\$148,584	\$1,904	\$850
Shark, pelagic thresher									1,733
									\$1,680
Shark, shortfin mako	2,467	5,912	4,258	12,529	23,322	28,267	74,645	172,226	243,975
	\$2,592	\$6,162	\$4,338	\$13,964	\$26,440	\$34,653	\$101,095	\$231,881	\$319,770
Shark, sixgill				22			1,064		
				\$11			\$532		
Shark, smooth hammerhead							109	739	1,146
							\$55	\$483	\$726
Shark, soupfin	2,449	2,672	457	8,626	12,004	13,397	35,180	11,293	39,636
	\$2,503	\$2,682	\$457	\$7,076	\$10,261	\$9,436	\$18,960	\$10,897	\$41,005
Shark, spiny dogfish	486					232	4,304	1,609	242
	\$243					\$30	\$531	\$325	\$175
Shark, thresher	30,041	2,588	2,795	14,900	85,855	79,856	54,769	81,968	109,269
	\$30,027	\$3,096	\$3,513	\$18,609	\$111,523	\$102,848	\$76,939	\$114,175	\$177,248
Shark, unspecified	766	117	51	3,655	5,679	819	399	6,481	218
	\$692	\$97	\$43	\$2,049	\$2,927	\$540	\$289	\$2,844	\$542
Shark, white						38	154	26	47
						\$38	\$174	\$21	\$24
Sharks, cow									23
									\$23
Sheephead, California		6				176	20,170	99,171	4,016
		\$3				\$140	\$51,196	\$395,293	\$11,156
Silversides							751	571	129
							\$376	\$365	\$32
Skate, unspecified	22,279	969	847	51,167	55,296	3,579	1,204	7,695	697
	\$6,298	\$248	\$292	\$14,749	\$13,434	\$832	\$431	\$3,061	\$192
Smelt, night	555,486	482	59	327		2			
	\$166,358	\$169	\$30	\$232		\$1			
Smelt, surf	281,638	3,987	121	44	257			248	
	\$43,197	\$1,395	\$52	\$37	\$102			\$78	
Smelt, whitebait	32,601	4,499	7,312	647	7,616				
	\$9,687	\$1,576	\$2,719	\$397	\$4,659				
Smelts, true	3,798		6	700	665	5	17	9	
	\$956		\$6	\$359	\$415	\$1	\$6	\$8	
Sole, butter	2,196				67				166
	\$682				\$22				\$141

Table 5d (continued) <b>Fish:</b>	Eureka	Fort Bragg	Bodega Bay	San Francisco	Monterey	Morro Bay	Santa Barbara	Los Angeles	San Diego
Sole, Dover	6,494,186	1,344,611	1,877,313	923,531	281,360	3,012,124		6	
	\$1,735,146	\$383,424	\$476,077	\$238,897	\$71,612	\$767,124		\$6	
Sole, English	396,225	181,389	147,805	703,642	439,620	97,244	1,113		
	\$132,708	\$61,316	\$51,304	\$237,422	\$159,064	\$39,861	\$424		
Sole, fantail	317								
	\$238								
Sole, petrale	377,702	117,610	62,963	563,663	190,991	179,857	2,841	23	
	\$283,178	\$88,314	\$50,934	\$456,284	\$165,823	\$173,933	\$2,490	\$46	
Sole, rex	359,220	124,589	73,940	161,499	40,531	466,652	258		
	\$118,079	\$41,276	\$24,323	\$55,135	\$14,013	\$174,475	\$88		
Sole, rock		2,912	524	12,165	25	34			
		\$1,029	\$217	\$4,476	\$12	\$31			
Sole, sand	100,295	293	323	98,193	5,827	2,570			27
	\$73,803	\$220	\$138	\$75,696	\$4,933	\$1,701			\$22
Sole, unspecified		5	18	124	1,817	2,184	15,066	6,697	1,340
		\$3	\$20	\$81	\$1,513	\$1,187	\$6,472	\$4,478	\$954
Stickleback, threespine				14					
				\$461					
Stingray								240	
								\$92	
Sunfish, ocean						18			
						\$9			
Surfperch, barred						18,842			
						\$27,378			
Surfperch, black						63	2	633	235
						\$38	\$1	\$250	\$160
Surfperch, calico						1			
						\$3			
Surfperch, rainbow	58			1,678		101			
	\$35			\$1,678		\$60			
Surfperch, redbtail	39,916		100	89		53			
	\$39,625		\$140	\$102		\$69			
Surfperch, rubberlip	15					12		79	
	\$14					\$8		\$79	
Surfperch, shiner	662			309		373			
	\$397			\$339		\$226			
Surfperch, unspecified	22,427	3,281	404	6,994	6,649	14,174	625	12,637	7,061
	\$8,304	\$1,159	\$318	\$7,486	\$1,229	\$18,193	\$424	\$11,183	\$4,687

Table 5d (continued) <b>Fish:</b>	Eureka	Fort Bragg	Bodega Bay	San Francisco	Monterey	Morro Bay	Santa Barbara	Los Angeles	San Diego
Surfperch, walleye									19
									\$13
Surfperch, white								105	52
								\$58	\$36
Swordfish	41,470	99,011	112,070	217,063	252,836	336,723	84,946	313,336	421,356
	\$136,007	\$355,972	\$426,816	\$692,574	\$893,724	\$1,205,425	\$395,398	\$1,318,024	\$1,735,801
Thornyheads (unspecified)	7,037,143	506,183	510,615	330,386	39,457	3,451,120	459	4,900	4,451
	\$2,714,141	\$191,835	\$193,487	\$126,356	\$12,746	\$1,330,871	\$155	\$7,350	\$1,647
Tomcod, Pacific								392	
								\$784	
Trawled fish for animal food	63,239		150	929		11,956			
	\$42,370		\$101	\$622		\$8,011			
Tuna, albacore	181,897	40,099	6,010	425,693	193,853	89,719	18,114	939,490	7,439
	\$159,135	\$37,900	\$6,350	\$356,217	\$187,111	\$77,491	\$23,846	\$965,326	\$6,895
Tuna, bigeye					313	267	134	330	3,880
					\$438	\$359	\$201	\$435	\$6,862
Tuna, bluefin			71	263	5,696	7,497	1,282	2,013,086	12,173
			\$195	\$808	\$8,379	\$8,462	\$1,477	\$1,588,833	\$22,601
Tuna, skipjack			78		92	155	79	4,971,405	1,001
			\$39		\$14	\$75	\$18	\$1,728,061	\$300
Tuna, unspecified			94		1,109	1,095	1,399	91,825	5,998
			\$94		\$1,259	\$1,691	\$1,253	\$68,035	\$4,502
Tuna, yellowfin		74	26		3,955	1,561	1,244	18,745,809	6,530
		\$129	\$39		\$1,836	\$1,882	\$835	\$21,281,967	\$5,025
Turbot	500	30	183	11,832	1,324	6,287	6		
	\$170	\$5	\$47	\$3,773	\$530	\$2,017	\$5		
Wahoo								9,150	1,437
								\$4,575	\$2,382
Whitefish, ocean							552	4,167	1,348
							\$280	\$4,151	\$1,025
Whiting, Pacific	12,159,916			214	6	29		5,820	694
	\$786,813			\$165	\$0.4	\$22		\$5,982	\$219
Yellowtail							4,611	17,681	18,020
							\$5,024	\$18,735	\$18,900
Zebraperch						107			1,412
						\$123			\$972

Table 5d (continued) <b>Rockfish:</b>	Eureka	Fort Bragg	Bodega Bay	San Francisco	Monterey	Morro Bay	Santa Barbara	Los Angeles	San Diego
Rockfish, bank				33,756 \$11,097		1,561 \$533			
Rockfish, black	257,856 \$94,908	22,546 \$23,016	1,154 \$379	1,823 \$949	171 \$80		757 \$510		83 \$34
Rockfish, blackgill		675 \$743		828 \$248	846 \$314	34,330 \$17,337	301,205 \$185,385	105,550 \$63,436	67,115 \$56,473
Rockfish, blue	3,732 \$1,442	859 \$387	231 \$81	16,998 \$8,236	13,976 \$6,619	8,012 \$2,398	47 \$13		1,173 \$1,173
Rockfish, bocaccio			323 \$200			5,243 \$1,311	50 \$25	125 \$94	
Rockfish, brown	8,796 \$2,226	4,261 \$1,150		9,330 \$7,385	5,383 \$2,174	5 \$2	2 \$1	5 \$5	457 \$364
Rockfish, canary	34,344 \$24,549	57,500 \$42,357	1,462 \$605	10,736 \$5,499		31 \$19			
Rockfish, chilipepper			35 \$15	2,439 \$876	1,794 \$828	4,892 \$2,100			44 \$18
Rockfish, China	5,526 \$4,579	3,716 \$4,031	732 \$379	1,802 \$2,083	1,355 \$506	25 \$19		175 \$263	
Rockfish, copper	37,687 \$16,955	18,907 \$13,172		107 \$62	89 \$49		22 \$28		
Rockfish, copper (whitebelly)	15 \$11		210 \$147	62 \$35	192 \$181	1,491 \$816	645 \$645		
Rockfish, cowcod				3,914 \$1,573	524 \$183	8,488 \$8,215	11,127 \$10,295	3,736 \$5,299	7,944 \$10,975
Rockfish, gopher						91 \$91			
Rockfish, greenblotched						5 \$2			
Rockfish, greenspotted	104 \$81								
Rockfish, group bocaccio/chilipepper	193 \$76	168,019 \$47,963	155,233 \$72,339	1,337,940 \$419,116	937,475 \$365,652	280,652 \$99,269	816,384 \$306,622	110,790 \$67,603	44,910 \$31,205
Rockfish, group bolina	39 \$31	7 \$10	41,806 \$24,746	74,875 \$103,384	6,771 \$6,133	8,440 \$4,423	3,112 \$2,911	75 \$101	63 \$67
Rockfish, group deepwater reds	27 \$7		173 \$87	378 \$189					
Rockfish, group gopher	3,005 \$1,503	3,109 \$2,313	280 \$140	9,449 \$7,307	61,863 \$83,885	56,340 \$59,096	27 \$16		





Table 5d (continued) <b>Crustaceans:</b>	Eureka	Fort Bragg	Bodega Bay	San Francisco	Monterey	Morro Bay	Santa Barbara	Los Angeles	San Diego
Crab, rock unspecified	9,319	225	2,274	36,313	25,014	450,132	569,254	246,482	450,187
	\$13,879	\$428	\$2,683	\$51,154	\$20,389	\$445,329	\$609,638	\$274,220	\$401,761
Crab, sand	798								
	\$439								
Crab, spider						2,044	62,594	24,590	4,216
						\$1,822	\$42,465	\$13,154	\$2,601
Lobster, California spiny					291	31	189,286	239,495	279,005
					\$102	\$163	\$1,081,243	\$1,338,200	\$1,559,157
Prawn, ridgeback							81,530	5,196	4,109
							\$112,348	\$22,158	\$20,730
Prawn, spot				6	8,366	6,668	112,881	154,329	21,532
				\$34	\$54,635	\$35,930	\$490,460	\$766,098	\$109,602
Shrimp, bay		325	100	150,957					
		\$146	\$250	\$506,958					
Shrimp, brine			122,223	1,459,024					35,792
			\$15,583	\$186,025					\$4,563
Shrimp, ghost			142	1,204					10
			\$151	\$1,204					\$17
Shrimp, Pacific Ocean	8,174,313	519,083				1,187	5,060	1,273	
	\$3,938,218	\$245,895				\$712	\$3,688	\$1,736	
Shrimp, unspecified	18,755				42		104	21	12
	\$8,961				\$264		\$446	\$103	\$66

**Echinoderms:**

Sea cucumber, unspecified							121,675	25,776	712
							\$30,521	\$5,620	\$401
Urchin, purple sea		43,490	8,806	800			7,892	28,334	311
		\$9,057	\$3,654	\$240			\$6,455	\$22,796	\$290
Urchin, red	203,586	12,485,576	5,200,416	363,028	400		20,106,706	5,506,861	1,400,339
	\$83,125	\$5,078,914	\$2,558,045	\$178,389	\$60		\$12,550,579	\$3,240,339	\$815,174
Urchin, white					35				
					\$350				

**Mollusks:**

Abalone				217					
				\$1,872					

Table 5d (continued) <b>Mollusks:</b>	Eureka	Fort Bragg	Bodega Bay	San Francisco	Monterey	Morro Bay	Santa Barbara	Los Angeles	San Diego
Abalone, black							64,885	28,833	475
							\$270,108	\$121,599	\$1,976
Abalone, green							2,475	23,641	1,217
							\$15,440	\$156,364	\$7,663
Abalone, pink							9,350	10,285	3,633
							\$54,481	\$63,664	\$21,835
Abalone, red			90	104,823	461	401	263,550	4,181	5,408
			\$432	\$500,009	\$2,337	\$2,069	\$1,267,934	\$20,771	\$26,469
Abalone, white									17
									\$10
Clam, California jackknife								3,820	
								\$7,733	
Clam, rosy razor								52	
								\$52	
Limpet, unspecified				54	134	458	403		14
				\$60	\$134	\$458	\$503		\$16
Mussel				12				17,716	200
				\$6				\$10,631	\$120
Octopus, unspecified	15,746	3,698	2,159	7,591	3,016	102	2,141	652	36
	\$12,837	\$2,982	\$1,574	\$4,479	\$2,521	\$100	\$2,176	\$656	\$42
Oyster, European flat								114	
								\$46	
Sea slug					1				
					\$24				
Snail, sea						23	12,032	11,702	1,005
						\$6	\$4,189	\$5,061	\$458
Squid, jumbo							2,185	1,150	35
							\$153	\$81	\$2
Squid, market	1,786		89,344	194,616	17,455,007	115	23,369,890	21,601,041	2,637
	\$144		\$7,416	\$23,314	\$1,398,892	\$55	\$2,378,889	\$1,378,547	\$1,082
Whelk, Kellet's							807	274	540
							\$335	\$120	\$270

**Plants:**

Algae, marine

36

\$52

Table 5d (continued) <b>Plants:</b>	Eureka	Fort Bragg	Bodega Bay	San Francisco	Monterey	Morro Bay	Santa Barbara	Los Angeles	San Diego
Kelp					15	14			
					\$7	\$6			
<b>Miscellaneous:</b>									
Invertebrates, colonial					330				
					\$3,300				
Unspecified species	15			1,342	42	555	1,529	38	119
	\$35			\$554	\$25	\$200	\$1,097	\$112	\$119
Total pounds	57,135,141	23,658,894	13,014,605	35,473,461	37,652,364	14,491,230	50,878,200	159,548,359	3,804,989
Total ex-vessel value (dollars)	\$28,888,734	\$11,266,455	\$7,953,932	\$21,317,512	\$9,810,824	\$8,000,945	\$22,585,550	\$45,246,769	\$6,055,681

Table 5e. Commercial landings (pounds) and ex-vessel value (dollars) by major fishery group and port complex, 1991

Port Complex and Pounds Landed and Ex-vessel Value (dollars)									
<b>Fish:</b>	Eureka	Fort Bragg	Bodega Bay	San Francisco	Monterey	Morro Bay	Santa Barbara	Los Angeles	San Diego
Anchovy, northern				1,012,332	5,570,477		427,291	957,025	881,680
				\$108,085	\$212,045		\$59,935	\$53,964	\$881,680
Barracuda, California						8,185	3,014	326,840	3,603
						\$7,440	\$2,501	\$131,701	\$2,455
Bass, giant sea		1,369				290	4,068	2,785	3,222
		\$1,164				\$714	\$5,228	\$3,850	\$5,061
Bass, rock						20			
						\$10			
Bass, spotted sand									25
									\$12
Blacksmith								164	
								\$41	
Bonito, Pacific						46	568	560,118	1,325
						\$16	\$284	\$106,744	\$671
Butterfish (Pacific pompano)				3,263	11,022	76	7,550	809	
				\$3,146	\$15,868	\$36	\$3,711	\$758	
Cabazon	7,706	361		1,633	110	2,956	2,915	452	149
	\$2,544	\$128		\$888	\$53	\$2,879	\$6,634	\$399	\$112

Table 5e (continued) <b>Fish:</b>	Eureka	Fort Bragg	Bodega Bay	San Francisco	Monterey	Morro Bay	Santa Barbara	Los Angeles	San Diego
Cod, Pacific	357				8			94	
	\$90				\$5			\$107	
Croaker, black									525
									\$367
Croaker, unspecified							37		
							\$15		
Croaker, white			11,160	171,139	252,177	81,170	262,812	214,291	3,566
			\$3,943	\$72,843	\$83,805	\$30,707	\$129,367	\$116,080	\$2,470
Dolphin (fish)					12			216	485
					\$19			\$204	\$933
Eel				252	84			948	
				\$384	\$45			\$2,843	
Eel, California moray									1,110
									\$3,329
Eel, wolf (wolf-eel)	855	1		131	53	5			
	\$376	\$1		\$241	\$32	\$6			
Fish, unspecified	11	350	231	91	140	485	10,446	12,158	45
	\$3	\$86	\$69	\$32	\$188	\$194	\$3,348	\$2,064	\$68
Flounder, arrowtooth	344,837	225		25	3				
	\$41,429	\$27		\$6	\$1				
Flounder, starry	20,439		1,902	58,859	5,547	11,903	726	3,558	
	\$7,284		\$863	\$27,041	\$3,309	\$5,490	\$1,199	\$6,047	
Flounder, unspecified		137	311	2,441	5,077	3,948	113		26
		\$41	\$151	\$1,052	\$3,089	\$2,117	\$92		\$8
Flyingfish								77,638	
								\$34,496	
Goby, yellowfin				379					
				\$2,052					
Greenling, kelp	178		13	766	9			679	
	\$45		\$26	\$520	\$5			\$525	
Grenadiers	110,170	43,027	1,777	750		566			
	\$13,736	\$5,616	\$213	\$225		\$137			
Grouper					30				19
					\$30				\$24
Guitarfish, shovelnose						293	36,769	15,027	615
						\$156	\$14,398	\$5,845	\$385
Hagfish	72,990			180,241		49,476	521		
	\$18,248			\$126,169		\$14,420	\$156		



Table 5e (continued) <b>Fish:</b>	Eureka	Fort Bragg	Bodega Bay	San Francisco	Monterey	Morro Bay	Santa Barbara	Los Angeles	San Diego
Sablefish	2,826,703	1,338,883	527,716	1,245,097	485,313	451,520	26,059	442,139	10,074
	\$1,362,159	\$798,043	\$197,329	\$629,862	\$220,001	\$148,099	\$20,025	\$308,432	\$5,228
Salmon		858	43	2,455	3,134	1,014	451	178	2,692
		\$2,190	\$43	\$7,302	\$8,415	\$2,511	\$1,452	\$490	\$7,840
Salmon, Chinook	82,370	466,708	811,339	870,516	694,073	297,856	4,825	305	42
	\$196,367	\$1,142,526	\$2,015,401	\$2,315,186	\$1,798,155	\$835,954	\$15,466	\$750	\$60
Salmon, coho	19,524	54,700	141,866	128,399	52,422	63,301	1,457	52	
	\$27,162	\$74,860	\$205,353	\$201,897	\$81,127	\$108,394	\$3,505	\$155	
Salmon, pink		102	47	36					
		\$67	\$34	\$19					
Sanddab	171,720	9,393	8,732	870,797	153,364	10,245	233	6,640	934
	\$54,683	\$2,979	\$2,830	\$301,083	\$60,308	\$2,714	\$183	\$13,950	\$886
Sanddab, Pacific						17			
						\$17			
Sardine, Pacific					2,173,619		410,896	14,142,636	
					\$108,229		\$21,399	\$763,142	
Sargo								43	247
								\$30	\$173
Scorpionfish, California						40	2,855	50,534	10,398
						\$26	\$2,065	\$90,389	\$12,330
Sculpin, staghorn			451	4,624	3				9
			\$1,862	\$15,322	\$10				\$10
Seabass, white				2,314	333	1,926	92,434	48,794	17,983
				\$4,744	\$715	\$4,667	\$190,967	\$104,877	\$35,829
Shad, American				70,392	117	43	45	49	13
				\$121,477	\$150	\$11	\$30	\$27	\$7
Shad, threadfin				11,521					
				\$24,384					
Shark, basking	81								
	\$49								
Shark, bigeye thresher	367	248	396	6,309	16,655	6,515	2,324	2,999	5,098
	\$373	\$74	\$119	\$2,136	\$10,402	\$4,395	\$1,018	\$2,418	\$3,847
Shark, blue				95	83	83	38	838	63
				\$95	\$125	\$42	\$15	\$210	\$30
Shark, brown smoothhound	416				1,212	261	5,667	2,276	613
	\$312				\$201	\$188	\$2,211	\$1,947	\$440
Shark, gray smoothhound				2			6	60	
				\$1			\$3	\$120	

Table 5e (continued) <b>Fish:</b>	Eureka	Fort Bragg	Bodega Bay	San Francisco	Monterey	Morro Bay	Santa Barbara	Los Angeles	San Diego
Shark, leopard	1,706			12,027	453	295	12,263	14,971	6,020
	\$1,582			\$4,933	\$389	\$179	\$7,881	\$13,651	\$6,163
Shark, Pacific angel					212	15,820	154,030	6,837	4,849
					\$33	\$8,680	\$105,638	\$3,004	\$2,212
Shark, salmon					22				
					\$11				
Shark, sevengill				15					
				\$15					
Shark, shortfin mako	1,211	923	6,347	11,520	29,625	11,021	49,834	117,382	105,193
	\$1,250	\$1,119	\$6,731	\$12,392	\$33,176	\$13,474	\$62,967	\$148,461	\$136,894
Shark, sixgill							17		
							\$8		
Shark, smooth hammerhead						5			46
						\$2			\$40
Shark, soupfin	1,041	1,411	173	7,029	10,540	11,545	37,845	12,714	22,551
	\$1,028	\$1,392	\$162	\$5,338	\$8,599	\$7,051	\$23,163	\$10,726	\$22,232
Shark, spiny dogfish				7			1,515		1
				\$5			\$227		\$0.2
Shark, thresher	66,172	1,533	1,321	32,171	56,520	132,300	164,460	109,278	194,483
	\$55,354	\$366	\$1,372	\$29,658	\$63,575	\$149,422	\$220,703	\$148,512	\$299,694
Shark, unspecified	291		11	2,363	2,186		1,828	3,815	210
	\$262		\$6	\$1,416	\$1,617		\$564	\$1,952	\$100
Shark, white							29	66	26
							\$36	\$66	\$26
Sheephead, California					3	720	102,351	72,603	16,029
					\$2	\$539	\$231,468	\$221,504	\$50,345
Silversides						6		7,540	
						\$2		\$1,938	
Skate, unspecified	4,180	167	780	36,657	52,391	2,852	1,993	13,066	1,057
	\$1,197	\$58	\$312	\$10,313	\$14,671	\$662	\$612	\$4,679	\$371
Smelt, night	894,582	5,917	798					70	
	\$260,202	\$1,847	\$187					\$35	
Smelt, surf	410,745	7,749	651	143					
	\$64,783	\$2,704	\$279	\$127					
Smelt, whitebait	4,163	15,865	5,220	1,059	313	141			
	\$1,288	\$4,957	\$1,669	\$415	\$185	\$35			
Smelts, true	2,922	722	543	232	257	37			
	\$412	\$253	\$436	\$139	\$123	\$10			



Table 5e (continued) <b>Fish:</b>	Eureka	Fort Bragg	Bodega Bay	San Francisco	Monterey	Morro Bay	Santa Barbara	Los Angeles	San Diego
Sole, bigmouth			198			4			
			\$75			\$2			
Sole, butter	1,741							33	
	\$507							\$30	
Sole, Dover	6,565,231	2,517,851	2,699,082	1,391,215	590,807	3,257,042			
	\$2,017,721	\$781,515	\$833,384	\$393,008	\$172,766	\$860,920			
Sole, English	264,851	290,890	125,003	691,782	324,382	92,030	832		
	\$100,071	\$109,931	\$46,148	\$252,288	\$116,704	\$38,807	\$347		
Sole, fantail	963	1,758					8		
	\$722	\$905					\$3		
Sole, petrale	483,772	245,350	75,840	443,455	218,751	150,656	1,797	404	100
	\$368,525	\$199,489	\$59,649	\$371,340	\$184,567	\$145,432	\$1,610	\$653	\$138
Sole, rex	330,745	250,608	199,394	163,350	59,162	366,299			
	\$118,191	\$89,306	\$71,269	\$53,585	\$20,783	\$136,223			
Sole, rock		1,097	114	13,332	75				
		\$380	\$56	\$4,854	\$39				
Sole, sand	62,053	81	1,652	70,056	7,662	3,199			
	\$45,690	\$61	\$1,196	\$52,735	\$5,927	\$2,063			
Sole, unspecified			97	3,452	978	1,259	23,926	29,358	573
			\$60	\$1,416	\$503	\$523	\$9,851	\$21,196	\$519
Stickleback, threespine				121					
				\$2,653					
Surfperch, barred	37					22,597		99	179
	\$37					\$34,001		\$65	\$179
Surfperch, black						23		1,695	233
						\$14		\$588	\$155
Surfperch, calico						157			
						\$236			
Surfperch, rainbow			50	492		98			
			\$47	\$492		\$59			
Surfperch, redtail	26,323		73		179	15			
	\$26,342		\$73		\$394	\$9			
Surfperch, rubberlip	50					18			
	\$50					\$11			
Surfperch, shiner						455			
						\$250			
Surfperch, unspecified	1,378		546	6,156	705	29,717	833	7,376	2,816
	\$1,144		\$783	\$6,580	\$366	\$43,070	\$427	\$6,343	\$2,094

Table 5e (continued) <b>Fish:</b>	Eureka	Fort Bragg	Bodega Bay	San Francisco	Monterey	Morro Bay	Santa Barbara	Los Angeles	San Diego
Surfperch, walleye	46				254	94			40
	\$46				\$177	\$52			\$28
Surfperch, white	1,888					1		125	
	\$1,120					\$1		\$68	
Swordfish	50,789	111,097	46,694	269,099	294,239	153,775	61,176	244,322	333,734
	\$186,311	\$450,280	\$178,268	\$1,104,086	\$1,140,413	\$576,979	\$265,963	\$1,033,985	\$1,409,009
Thornyheads (unspecified)	3,732,573	597,276	421,611	364,085	48,004	1,143,444	1,781	4,577	
	\$1,727,739	\$275,935	\$196,257	\$150,363	\$22,091	\$513,272	\$1,288	\$5,430	
Tomcod, Pacific								11	
								\$22	
Trawled fish for animal food	16,204		2,609			4,846			
	\$9,884		\$1,591			\$2,956			
Tuna, albacore	86,102	18,464	5,002	555,228	58,904	76,328	12,908	676,160	4,705
	\$72,085	\$13,248	\$4,835	\$406,118	\$34,425	\$53,740	\$19,015	\$557,213	\$5,138
Tuna, bigeye			97	778	1,063	2,785	541	7,952	2,876
			\$291	\$778	\$1,595	\$4,337	\$669	\$31,526	\$6,520
Tuna, bluefin		101		72	1,190	1,587	2,114	221,041	2,790
		\$591		\$144	\$2,018	\$2,713	\$3,616	\$101,544	\$4,887
Tuna, skipjack				547	1,328	2,247	163	7,506,840	676
				\$166	\$314	\$562	\$75	\$2,271,572	\$292
Tuna, unspecified			353	864	2,414	545	485	17,726	2,903
			\$318	\$1,079	\$4,605	\$818	\$799	\$10,926	\$2,450
Tuna, yellowfin			233		1,517			9,207,413	585
			\$461		\$4,347			\$9,586,736	\$1,093
Turbot	7,493	617		9,649	443	2,234	68	70	
	\$1,788	\$463		\$3,194	\$148	\$870	\$35	\$35	
Wahoo								7,582	28
								\$3,412	\$42
Whitefish, ocean							949	3,201	864
							\$507	\$2,227	\$662
Whiting, Pacific	15,188,565			1,586	710			5,512	571
	\$880,513			\$832	\$79			\$5,290	\$230
Yellowtail							7,749	7,805	5,995
							\$7,675	\$8,688	\$6,194
Zebraperch						11			
						\$13			

Table 5e (continued) <b>Rockfish:</b>	Eureka	Fort Bragg	Bodega Bay	San Francisco	Monterey	Morro Bay	Santa Barbara	Los Angeles	San Diego
Rockfish, bank				85,976	4,958	480			
				\$29,849	\$1,983	\$168			
Rockfish, black	258,917	1,440	1,563	14,586	75	20	80	372	
	\$99,879	\$504	\$430	\$8,231	\$30	\$8	\$40	\$260	
Rockfish, black-and-yellow		41							
		\$35							
Rockfish, blackgill				870		122,430	269,461	171,555	54,380
				\$331		\$48,446	\$176,060	\$107,741	\$44,635
Rockfish, blue	400	684	1,149	1,412	7,008	7,487	43	423	834
	\$280	\$338	\$287	\$885	\$3,374	\$2,062	\$22	\$275	\$834
Rockfish, bocaccio	103,757	324,001	111,348	699,673	454,434	340,893	97,460	29,727	1,820
	\$32,059	\$97,374	\$37,491	\$228,281	\$160,030	\$111,258	\$41,266	\$16,556	\$1,325
Rockfish, bronzespotted						8			
						\$2			
Rockfish, brown	530		15	9	2,501	4		2	
	\$341		\$5	\$5	\$884	\$3		\$3	
Rockfish, canary	25,234	35,339	2	154		9			
	\$17,086	\$22,967	\$1	\$108		\$5			
Rockfish, chilipepper	7,495	152	38,464	1,450,365	161,562	173,374	88,832	16,360	397
	\$3,039	\$53	\$15,574	\$472,560	\$62,315	\$64,556	\$35,869	\$7,147	\$324
Rockfish, China	1,408	1,894	2	11,119	43	415	3,116		
	\$1,162	\$1,895	\$1	\$12,743	\$41	\$432	\$4,986		
Rockfish, copper	17,631	17,056	652	672	50		123		
	\$8,670	\$10,763	\$324	\$736	\$43		\$184		
Rockfish, copper (whitebelly)			897		79	2,660	6,191	63	485
			\$404		\$56	\$1,830	\$5,375	\$57	\$339
Rockfish, cowcod			47	1,672	114	720	4,880	4,372	3,375
			\$21	\$796	\$68	\$542	\$6,376	\$7,007	\$5,231
Rockfish, gopher						5			
						\$4			
Rockfish, grass					18	3,635			
					\$18	\$3,640			
Rockfish, greenspotted	2,886								
	\$2,024								
Rockfish, greenstriped							1,045		
							\$523		
Rockfish, group bocaccio/chilipepper	1,374	3,010	3,983	398	5,127	4,268	2,360	1,687	921
	\$431	\$903	\$1,735	\$256	\$2,133	\$1,184	\$1,200	\$999	\$650

Table 5e (continued) <b>Rockfish:</b>	Eureka	Fort Bragg	Bodega Bay	San Francisco	Monterey	Morro Bay	Santa Barbara	Los Angeles	San Diego
Rockfish, group bolina	1,874	502	54,853	110,744	17,319	12,356	5,608	570	120
	\$1,421	\$427	\$47,545	\$158,737	\$15,359	\$12,694	\$7,130	\$733	\$133
Rockfish, group deepwater reds	237				20				
	\$76				\$8				
Rockfish, group gopher	3	151	7,352	7,003	72,504	96,070	172		
	\$3	\$92	\$5,332	\$7,685	\$93,418	\$117,679	\$198		
Rockfish, group red	134,667	727,269	155,467	418,815	164,367	311,496	258,116	119,566	36,852
	\$80,771	\$266,303	\$58,295	\$261,290	\$125,899	\$357,846	\$368,871	\$155,799	\$44,478
Rockfish, group rosefish	4,224	74,103	33,748	265,956	312,903	219,176	254		
	\$1,182	\$20,821	\$9,465	\$78,243	\$71,876	\$48,356	\$143		
Rockfish, group small	438,739	48,978	67,731	61,713	111,676	79,452	114	112	22
	\$122,730	\$16,828	\$19,143	\$21,064	\$30,218	\$23,011	\$173	\$31	\$17
Rockfish, kelp		1,182			40				
		\$886			\$30				
Rockfish, olive				7		1		128	
				\$5		\$0.4		\$61	
Rockfish, redbanded	18								
	\$12								
Rockfish, rosethorn		5,752							
		\$2,677							
Rockfish, rosy	64								
	\$22								
Rockfish, splitnose		1,204	6,284			103,782	141	44	540
		\$337	\$1,760			\$29,059	\$106	\$29	\$432
Rockfish, starry	64	551				95	8,497	24,204	241
	\$22	\$297				\$46	\$13,584	\$40,762	\$446
Rockfish, unspecified	2,164,406	1,818,957	1,076,689	1,540,537	1,692,730	1,289,137	1,143,587	413,929	186,283
	\$706,282	\$591,627	\$377,054	\$660,535	\$670,043	\$627,102	\$699,977	\$294,229	\$161,373
Rockfish, vermilion	397	1,184					10		
	\$329	\$825					\$7		
Rockfish, widow	1,167,787	336,527	243,987	678,648	87,287	9,744	12,801		
	\$318,669	\$91,280	\$67,240	\$206,461	\$31,402	\$3,887	\$4,663		
Rockfish, yelloweye	46,382	21,777	551	15,122	1,412		1,622		
	\$37,579	\$16,952	\$358	\$12,235	\$1,060		\$2,510		
Rockfish, yellowtail	88,182	2,712	4,436	158,875	11,955	35	22,559	5,281	
	\$31,824	\$2,305	\$1,675	\$64,026	\$5,253	\$14	\$9,693	\$2,512	

Table 5e (continued) <b>Crustaceans:</b>	Eureka	Fort Bragg	Bodega Bay	San Francisco	Monterey	Morro Bay	Santa Barbara	Los Angeles	San Diego
Crab, box							122	137	125
							\$82	\$397	\$125
Crab, claws	1,403	156		2	140	3,561	18,080	3,256	2,208
	\$702	\$42		\$1	\$58	\$937	\$4,445	\$1,037	\$512
Crab, Dungeness	3,065,049	134,250	417,308	494,556	53,406	68,519	7,479	5,475	2
	\$4,412,791	\$217,847	\$774,563	\$1,089,106	\$118,208	\$162,458	\$10,133	\$15,619	\$1
Crab, king									275
									\$275
Crab, rock unspecified	10,606	670	4,109	50,106	34,810	419,839	595,309	247,121	260,812
	\$14,161	\$732	\$7,812	\$82,938	\$32,363	\$409,928	\$617,063	\$281,102	\$233,439
Crab, sand	96								
	\$48								
Crab, spider	67				42	714	53,130	40,840	4,707
	\$134				\$84	\$654	\$35,911	\$25,885	\$3,074
Lobster, California spiny						325	193,687	213,875	197,213
						\$894	\$1,217,406	\$1,348,509	\$1,253,348
Prawn, ridgeback							115,042	12,135	1,306
							\$152,200	\$25,190	\$6,826
Prawn, spot			1	1,527	12,605	8,582	102,074	171,907	16,391
			\$3	\$5,235	\$81,405	\$48,455	\$498,932	\$898,568	\$86,717
Shrimp, bay			8,038	132,517			170		
			\$29,871	\$453,621			\$893		
Shrimp, brine				1,594,245					17,192
				\$159,425					\$1,719
Shrimp, ghost								60	27
								\$563	\$46
Shrimp, Pacific Ocean	10,221,736	141,658	25	90		34	58	58	1,123
	\$5,756,354	\$76,444	\$13	\$51		\$19	\$48	\$58	\$618
Shrimp, red rock				1				11	88
				\$4				\$110	\$832
Shrimp, unspecified								42	
								\$179	

**Echinoderms:**

Sea cucumber, unspecified		745	44,795	72		1,258	275,404	255,882	3,816
		\$67	\$17,918	\$36		\$164	\$59,591	\$101,845	\$1,319

Table 5e (continued) <b>Echinoderms:</b>	Eureka	Fort Bragg	Bodega Bay	San Francisco	Monterey	Morro Bay	Santa Barbara	Los Angeles	San Diego
Urchin, purple sea		129,911	49,822	28,833			146,731	31,641	3,248
		\$62,017	\$31,667	\$10,769			\$103,165	\$21,959	\$2,106
Urchin, red	69,533	10,979,649	5,439,483	284,485		2,895	19,369,662	4,256,549	1,543,177
	\$79,963	\$8,354,466	\$3,812,567	\$158,069		\$2,911	\$16,793,615	\$2,929,376	\$1,221,175
<b>Mollusks:</b>									
Abalone		1,350							
		\$405							
Abalone, black				6			24,643	2,542	29
				\$28			\$110,930	\$11,049	\$123
Abalone, green							567	6,919	677
							\$2,759	\$47,356	\$4,733
Abalone, pink							3,827	6,756	2,300
							\$23,363	\$42,594	\$14,917
Abalone, red				76,349		551	250,376	1,376	2,321
				\$380,788		\$2,535	\$1,152,827	\$7,196	\$12,060
Abalone, white								2	2
								\$12	\$12
Clam, California jackknife				800				3,922	
				\$280				\$8,002	
Limpet, unspecified				12		359			
				\$12		\$359			
Mussel								15,953	
								\$9,572	
Octopus, unspecified	19,354	6,367	913	4,433	323	41	76	1,263	6
	\$16,987	\$6,032	\$726	\$3,122	\$302	\$41	\$19	\$1,511	\$6
Oyster, California native							740		
							\$18,622		
Snail, sea				1,112		287	9,626	12,583	2,239
				\$1,129		\$115	\$3,752	\$4,974	\$1,722
Snails, moon							2		
							\$1		
Squid, jumbo							82,960	653,000	
							\$8,296	\$65,300	
Squid, market		3,940	436,441	2,807,503	14,777,840	46	37,268,260	27,132,920	
		\$972	\$45,070	\$301,441	\$1,603,354	\$17	\$2,571,834	\$1,628,839	

Table 5e (continued) <b>Mollusks:</b>	Eureka	Fort Bragg	Bodega Bay	San Francisco	Monterey	Morro Bay	Santa Barbara	Los Angeles	San Diego
Whelk, Kellet's							743	1,083	157
							\$289	\$1,083	\$125
<b>Plants:</b>									
Algae, marine						38			
						\$18			
Kelp						7			5,985
						\$7			\$1,796
<b>Miscellaneous invertebrates:</b>									
Invertebrates, colonial					590				
					\$3,623				
Worms, marine								127	
								\$1,059	
Total pounds	50,262,518	21,199,377	13,648,295	36,197,636	30,450,042	10,001,228	63,094,029	142,500,465	4,180,029
Total ex-vessel value (dollars)	\$19,658,535	\$13,991,057	\$9,369,082	\$21,886,197	\$7,888,745	\$6,207,415	\$27,049,784	\$30,037,758	\$6,270,690

Table 5f. Commercial landings (pounds) and ex-vessel value (dollars) by major fishery group and port complex, 1992

Port Complex and Pounds Landed and Ex-vessel Value (dollars)									
<b>Fish:</b>	Eureka	Fort Bragg	Bodega Bay	San Francisco	Monterey	Morro Bay	Santa Barbara	Los Angeles	San Diego
Anchovy, northern	1,530			362,430	1,340,921		205,110	301,280	266,532
	\$131			\$34,404	\$65,560		\$29,994	\$17,858	\$266,532
Barracuda, California				93	1,516	7,674	6,052	63,826	2,050
				\$73	\$832	\$4,867	\$3,892	\$47,907	\$1,536
Bass, giant sea					2,055	91	2,020	1,956	2,551
					\$2,092	\$212	\$3,314	\$2,842	\$4,779
Bass, kelp									113
									\$135
Blacksmith								315	
								\$92	
Bonito, Pacific	24			432	165	1,512	1,881	2,331,329	2,476
	\$5			\$383	\$78	\$582	\$802	\$440,428	\$1,419

Table 5f (continued) <b>Fish:</b>	Eureka	Fort Bragg	Bodega Bay	San Francisco	Monterey	Morro Bay	Santa Barbara	Los Angeles	San Diego
Butterfish (Pacific pompano)			70	1,201	6,536	37	4,249	1,591	440
			\$18	\$1,617	\$7,658	\$14	\$2,032	\$666	\$164
Cabezon	7,311	975	18	3,525	1,854	21,916	515	477	23
	\$2,501	\$341	\$13	\$1,717	\$617	\$47,625	\$732	\$553	\$14
Cabrilla, spotted								10	201
								\$9	\$101
Cod, Pacific	517			918	358			50	
	\$574			\$1,193	\$179			\$100	
Croaker, black									4,388
									\$3,084
Croaker, unspecified									77
									\$62
Croaker, white			110,425	38,859	105,645	12,093	120,936	227,161	100,831
			\$44,293	\$26,005	\$34,570	\$5,032	\$57,145	\$112,651	\$68,234
Dolphin (fish)	12							5,171	1,940
	\$11							\$4,326	\$1,916
Eel	18			320	371	11		4,195	1,190
	\$6			\$181	\$140	\$22		\$10,957	\$3,552
Eel, California moray						12		74	1,133
						\$23		\$74	\$3,226
Eel, wolf (wolf-eel)	610			299	18	162			13
	\$207			\$222	\$11	\$166			\$46
Fish, unspecified	6		200	45	12	1,276	7,703	5,537	
	\$3		\$38	\$32	\$6	\$263	\$3,676	\$4,444	
Flounder, arrowtooth	217,956	191	25			1			
	\$23,849	\$22	\$3			\$0.4			
Flounder, starry	16,684	254	2,767	41,716	2,987	9,972	342	3,464	
	\$6,335	\$97	\$1,037	\$18,591	\$1,356	\$5,534	\$482	\$6,241	
Flounder, unspecified		9	42	8,312	13,503	5,711		17	
		\$3	\$32	\$4,045	\$8,536	\$4,611		\$11	
Flyingfish								19,720	
								\$10,478	
Goby, yellowfin			76	1,983					
			\$45	\$2,752					
Greenling, kelp	103		30	1,257	2,839	297		100	
	\$26		\$30	\$600	\$645	\$747		\$44	
Grenadiers	253,506	49,070	3,505			7,931			
	\$22,760	\$5,575	\$351			\$1,689			



Table 5f (continued) <b>Fish:</b>	Eureka	Fort Bragg	Bodega Bay	San Francisco	Monterey	Morro Bay	Santa Barbara	Los Angeles	San Diego
Grunion, California	1,089								
	\$327								
Guitarfish, shovelnose				12	49	1,020	23,353	13,690	1,499
				\$5	\$49	\$493	\$9,307	\$5,048	\$656
Hagfish	397,529			7,324	407				114
	\$75,098			\$1,384	\$82				\$57
Halfmoon				5			33	644	753
				\$27			\$29	\$574	\$560
Halibut, California	339	5,057	19,614	321,628	42,825	138,340	207,683	112,079	37,780
	\$797	\$10,883	\$47,123	\$771,616	\$111,150	\$332,266	\$488,590	\$285,573	\$90,359
Halibut, Pacific	2,102								
	\$3,813								
Halibut, unspecified			765	24	1,608	395	2,802	2,611	
			\$1,823	\$71	\$4,355	\$919	\$5,664	\$5,542	
Herring roe on kelp				127,872					
				\$714,611					
Herring, Pacific	188,336		13,199	13,703,665			1,028	25,205	13
	\$110,921		\$5,280	\$9,374,264			\$324	\$1,508	\$5
Herring, round								108,175	
								\$6,826	
Jacks, unspecified									5
									\$5
Jacksmelt				53	282			2,944	
				\$26	\$134			\$2,369	
Lingcod	238,253	310,433	106,665	284,159	271,413	99,858	33,478	5,550	1,877
	\$98,036	\$127,057	\$40,336	\$131,361	\$109,328	\$54,254	\$13,924	\$3,576	\$1,435
Lizardfish, California								6,347	50
								\$784	\$35
Louvar	3,520	7,816	910	626	851	1,266	460	474	1,575
	\$6,260	\$13,745	\$1,647	\$1,442	\$2,015	\$3,318	\$1,418	\$1,167	\$5,849
Mackerel, jack	2,266			3,191	242,120	35	276	2,415,872	2,352
	\$453			\$348	\$22,040	\$54	\$82	\$223,865	\$955
Mackerel, Pacific		823	260	23,940	824,460	896	207,076	39,852,281	38,295
		\$315	\$78	\$9,102	\$64,925	\$247	\$8,758	\$4,068,818	\$13,965
Mackerel, unspecified		114		1,682	2,109			2,088	70
		\$22		\$473	\$326			\$649	\$25
Mudsucker, longjaw			158	26					
			\$96	\$167					

Table 5f (continued) <b>Fish:</b>	Eureka	Fort Bragg	Bodega Bay	San Francisco	Monterey	Morro Bay	Santa Barbara	Los Angeles	San Diego
Mullet, striped									17,351
									\$13,907
Needlefish, California			103						
			\$51						
Opah	8,174	523	2,211	2,208	16,366	29,849	5,826	11,381	36,248
	\$3,111	\$163	\$1,155	\$1,191	\$5,089	\$11,883	\$2,182	\$4,427	\$21,249
Opaleye						3	21	1,617	2,483
						\$2	\$11	\$1,316	\$1,667
Prickleback, monkeyface				13					
				\$7					
Queenfish					20			23	316
					\$20			\$6	\$253
Sablefish	3,510,942	1,304,584	628,308	845,349	595,770	688,041	34,416	482,649	8,742
	\$1,891,348	\$707,133	\$300,857	\$458,313	\$314,708	\$271,266	\$26,045	\$428,004	\$4,818
Salema							9		
							\$4		
Salmon			3,626	370	2,513	31,687	13,463	2,746	
			\$9,486	\$816	\$7,512	\$86,969	\$40,636	\$7,275	
Salmon, Chinook	1,126	21,473	362,510	640,609	352,149	203,951	6,610	691	
	\$2,944	\$54,497	\$921,158	\$1,845,223	\$954,266	\$547,728	\$18,719	\$1,866	
Salmon, chum							54		
							\$36		
Salmon, coho	16	157	1,437	9,105	1,044	167			
	\$32	\$178	\$1,649	\$16,031	\$1,313	\$447			
Sanddab	72,348	10,314	6,164	420,075	101,530	2,099	65	10,020	554
	\$23,149	\$3,301	\$2,065	\$149,046	\$39,207	\$605	\$36	\$18,577	\$533
Sanddab, Pacific					49				
					\$49				
Sardine, Pacific				75,958	6,819,306		2,145,973	30,530,414	272
				\$6,080	\$286,313		\$69,491	\$1,377,103	\$177
Sargo								15	465
								\$11	\$328
Scorpionfish, California				25		90	13,106	50,152	13,950
				\$10		\$190	\$10,089	\$96,399	\$17,663
Sculpin, staghorn		24	685	4,375	146				8
		\$24	\$2,214	\$9,800	\$620				\$7
Seabass, white				133	380	2,304	74,266	31,553	16,512
				\$263	\$706	\$5,277	\$153,286	\$68,805	\$35,774

Table 5f (continued) <b>Fish:</b>	Eureka	Fort Bragg	Bodega Bay	San Francisco	Monterey	Morro Bay	Santa Barbara	Los Angeles	San Diego
Shad, American				35,731	125	10	8	4	60
				\$60,175	\$25	\$5	\$6	\$2	\$47
Shad, threadfin				26,317					
				\$49,278					
Shark, bigeye thresher	8,726	890	125		2,767	708	188	6,326	8,169
	\$3,518	\$445	\$68		\$796	\$262	\$118	\$4,690	\$4,862
Shark, blue		76	71	310	136	53		1,467	767
		\$60	\$32	\$300	\$197	\$29		\$367	\$767
Shark, brown smoothhound	266	360		8	91	415	6,020	2,501	495
	\$160	\$144		\$4	\$23	\$208	\$1,914	\$2,637	\$343
Shark, dusky					526				
					\$79				
Shark, gray smoothhound							56	5	26
							\$20	\$5	\$13
Shark, horn							1		
							\$1		
Shark, leopard	1,211		22	13,582	438	601	7,711	11,818	6,860
	\$1,149		\$17	\$7,219	\$401	\$379	\$4,780	\$11,283	\$6,949
Shark, Pacific angel				358	738	13,323	94,814	9,824	4,497
				\$125	\$513	\$8,270	\$62,997	\$3,911	\$1,952
Shark, pelagic thresher									638
									\$602
Shark, sevengill				38			39		
				\$17			\$20		
Shark, shortfin mako	30,519	3,419	5,502	6,838	11,556	21,645	20,894	44,726	70,778
	\$30,402	\$3,075	\$5,344	\$6,456	\$11,173	\$20,813	\$23,116	\$48,066	\$82,329
Shark, smooth hammerhead						1,569	555	1,243	1,664
						\$706	\$278	\$600	\$832
Shark, soupfin	1,932	2,917	569	7,285	6,598	11,118	35,652	10,559	19,150
	\$1,930	\$2,839	\$562	\$4,857	\$5,896	\$6,324	\$19,634	\$10,109	\$19,732
Shark, spiny dogfish		1,420		130	58	20	1,619		103
		\$71		\$130	\$7	\$8	\$168		\$85
Shark, thresher	53,174	17,682	11,049	3,853	11,322	82,205	69,059	92,644	53,204
	\$64,438	\$3,502	\$10,167	\$3,116	\$14,615	\$80,162	\$94,189	\$119,227	\$70,554
Shark, unspecified	444		40	1,501	2,565	29	158	1,591	638
	\$244		\$4	\$1,336	\$976	\$15	\$220	\$892	\$321
Shark, white							298	548	111
							\$201	\$88	\$56

Table 5f (continued) <b>Fish:</b>	Eureka	Fort Bragg	Bodega Bay	San Francisco	Monterey	Morro Bay	Santa Barbara	Los Angeles	San Diego
Sharks, cow	32			525					
	\$34			\$436					
Sheephead, California					10	2,215	166,943	44,009	45,324
					\$31	\$2,717	\$376,858	\$114,756	\$108,898
Silversides	357							24	
	\$89							\$10	
Skate, unspecified	5,675	1,082		35,346	46,368	1,718	224	12,414	642
	\$1,498	\$162		\$10,580	\$14,402	\$467	\$126	\$4,044	\$284
Smelt, night	450,568	3,788		1,430	65			56	
	\$112,881	\$2,529		\$585	\$47			\$29	
Smelt, surf	388,496	2,086	2,500	435	20				
	\$61,393	\$1,565	\$640	\$218	\$10				
Smelt, whitebait	19,822	4,131	2,282	24,996	2,610	4		65	
	\$4,750	\$1,519	\$831	\$6,418	\$655	\$1		\$59	
Smelts, true		425		125		4			
		\$319		\$66		\$1			
Sole, bigmouth								20	
								\$20	
Sole, butter					15				
					\$10				
Sole, Dover	7,111,452	2,177,325	2,521,656	1,741,146	1,422,315	4,074,627	5,620	5	
	\$2,120,917	\$647,659	\$751,149	\$490,938	\$390,251	\$1,011,359	\$1,741	\$5	
Sole, English	194,044	242,911	121,373	407,895	254,716	46,964	1	216	
	\$71,987	\$89,820	\$44,458	\$152,049	\$86,581	\$19,068	\$0.5	\$103	
Sole, fantail		4,439							
		\$2,446							
Sole, petrale	350,109	208,754	72,089	277,634	178,513	83,750	1,672	68	360
	\$262,034	\$166,093	\$60,416	\$222,338	\$143,776	\$81,286	\$1,494	\$112	\$601
Sole, rex	251,352	153,923	113,091	174,049	166,167	111,953	310	15	
	\$90,431	\$55,415	\$40,666	\$54,309	\$57,491	\$43,291	\$112	\$15	
Sole, rock	60	295	515	8,239	250	72	3		
	\$24	\$116	\$197	\$3,393	\$171	\$35	\$1		
Sole, sand	42,425	433	941	84,890	6,920	2,550		184	
	\$31,819	\$302	\$592	\$64,114	\$5,604	\$1,889		\$134	
Sole, unspecified				2,454	1,147	1,384	17,362	15,516	507
				\$964	\$488	\$929	\$8,141	\$8,496	\$398
Splittail						31			
						\$30			

Table 5f (continued) <b>Fish:</b>	Eureka	Fort Bragg	Bodega Bay	San Francisco	Monterey	Morro Bay	Santa Barbara	Los Angeles	San Diego
Stingray								40	
								\$6	
Surfperch, barred						25,200			
						\$41,190			
Surfperch, black				35		108	175	235	705
				\$53		\$70	\$149	\$94	\$494
Surfperch, calico						148			
						\$215			
Surfperch, rainbow				2,121		68			
				\$2,121		\$42			
Surfperch, redbtail	35,933	43							
	\$35,146	\$42							
Surfperch, rubberlip						6			
						\$4			
Surfperch, shiner						225			
						\$138			
Surfperch, unspecified	841	11	1,647	5,004	10	48,663	2,832	2,258	2,835
	\$615	\$11	\$1,103	\$6,090	\$15	\$81,284	\$1,948	\$2,347	\$2,396
Surfperch, walleye						15			496
						\$11			\$351
Surfperch, white				1					48
				\$2					\$31
Swordfish	945,957	133,390	116,749	213,877	211,020	207,490	29,998	256,068	240,660
	\$2,706,968	\$351,681	\$389,426	\$688,275	\$665,184	\$591,634	\$124,187	\$1,074,894	\$899,077
Thornyheads (unspecified)	4,887,236	891,996	659,762	562,515	220,110	2,413,817	1,491	11,200	139
	\$2,394,731	\$434,794	\$321,401	\$250,004	\$99,795	\$1,174,415	\$909	\$13,111	\$82
Tomcod, Pacific								33	
								\$66	
Trawled fish for animal food	1,117								
	\$726								
Triggerfish						4			
						\$2			
Tuna, albacore	567,547	79,975	57,100	410,628	206,076	43,187	7,082	1,424,781	6,138
	\$646,687	\$82,495	\$63,574	\$442,938	\$218,132	\$47,868	\$10,544	\$1,605,870	\$11,043
Tuna, bigeye					131	258	357	13,237	718
					\$131	\$387	\$607	\$40,427	\$1,583
Tuna, bluefin	2,905	108	2,677	28,941	7,293	2,201	897	2,346,748	4,881
	\$3,825	\$270	\$5,411	\$36,176	\$9,819	\$2,164	\$1,023	\$1,180,418	\$5,351

Table 5f (continued) <b>Fish:</b>	Eureka	Fort Bragg	Bodega Bay	San Francisco	Monterey	Morro Bay	Santa Barbara	Los Angeles	San Diego
Tuna, skipjack		511			75	210	86	5,616,367	83,399
		\$128			\$38	\$54	\$9	\$913,819	\$56,453
Tuna, unspecified	235			248	5,866	5,879		4,366	5,872
	\$294			\$248	\$6,554	\$6,888		\$4,887	\$2,662
Tuna, yellowfin	2,654	173	839	269	1,267	166		6,799,016	580,194
	\$6,437	\$368	\$1,675	\$538	\$1,987	\$287		\$4,308,499	\$656,489
Turbot	4,410		230	19,305	703	1,881		326	
	\$940		\$58	\$5,485	\$215	\$802		\$140	
Turbot, diamond									15
									\$8
Wahoo								19,450	
								\$15,970	
Whitefish, ocean						27	2,396	3,043	420
						\$12	\$1,762	\$2,308	\$456
Whiting, Pacific	10,866,802			45	44	2		1,385	
	\$595,670			\$14	\$13	\$1		\$1,680	
Yellowtail		2,494	48	600	288	47	1,144	4,153	6,507
		\$873	\$10	\$300	\$173	\$59	\$1,438	\$4,615	\$7,872
Zebraperch									630
									\$444

<b>Rockfish:</b>									
Rockfish, bank			113	5,296	21,844	415			47
			\$51	\$1,799	\$7,743	\$170			\$38
Rockfish, black	154,429	168	8,324	14,647	14,915	351		1,040	271
	\$62,632	\$70	\$1,836	\$7,196	\$12,295	\$114		\$1,257	\$135
Rockfish, blackgill	2,587		2,139	19,020	21,147	73,584	352,918	110,739	106,516
	\$865		\$963	\$7,731	\$11,583	\$30,059	\$194,979	\$60,886	\$75,790
Rockfish, blue	201	40		5,899	17,896	2,955	378	49	
	\$244	\$17		\$3,331	\$7,345	\$835	\$302	\$20	
Rockfish, bocaccio	108,247	99,821	139,584	542,160	709,890	523,612	549,539	292,857	28,467
	\$35,003	\$31,101	\$51,149	\$197,226	\$265,123	\$182,790	\$204,011	\$135,998	\$17,720
Rockfish, bronzespotted					13				
					\$3				
Rockfish, brown	382	910	1,265	195	6,223	2,001	190		
	\$283	\$637	\$611	\$273	\$1,992	\$1,446	\$184		

Table 5f (continued) <b>Rockfish:</b>	Eureka	Fort Bragg	Bodega Bay	San Francisco	Monterey	Morro Bay	Santa Barbara	Los Angeles	San Diego
Rockfish, canary	45,575	57,792	68	4,284	87				
	\$26,181	\$38,764	\$38	\$3,243	\$41				
Rockfish, chameleon			6						
			\$2						
Rockfish, chilipepper	9,088	2,969	589,893	1,891,869	646,546	96,825	34,779	29,683	1,990
	\$3,325	\$1,998	\$206,635	\$656,418	\$238,018	\$41,727	\$14,274	\$13,384	\$1,247
Rockfish, China	3,886	3,239	136	3,045	45	1,610		2	
	\$2,697	\$3,460	\$73	\$5,245	\$35	\$2,560		\$2	
Rockfish, copper	18,356	12,777	1,882	3,358	285	20	762		
	\$8,944	\$6,209	\$1,004	\$2,721	\$114	\$29	\$923		
Rockfish, copper (whitebelly)			146	204	219	1,628	4,189	28	
			\$68	\$166	\$182	\$1,146	\$3,452	\$21	
Rockfish, cowcod			13	362	350	2,450	2,937	8,725	10,680
			\$11	\$197	\$182	\$1,875	\$4,289	\$12,796	\$11,439
Rockfish, flag				9					
				\$8					
Rockfish, gopher				9	5,412	2,004	25		
				\$11	\$5,816	\$3,989	\$41		
Rockfish, grass				200	3,523	7,331	214		
				\$300	\$751	\$13,896	\$747		
Rockfish, greenspotted	703	28,581		271	50				
	\$460	\$18,414		\$175	\$32				
Rockfish, greenstriped			32				1,654		
			\$15				\$751		
Rockfish, group bocaccio/chilipepper			8,995	45	41		1,593		
			\$2,878	\$14	\$16		\$637		
Rockfish, group bolina	1,990	2,218	62,864	57,564	10,111	24,281	2,752	299	
	\$1,457	\$1,691	\$53,384	\$99,249	\$13,797	\$34,906	\$3,109	\$303	
Rockfish, group deepwater reds				1	1,062				
				\$0.4	\$433				
Rockfish, group gopher	316	21	6,177	6,035	60,787	98,397	522		
	\$436	\$11	\$4,528	\$8,396	\$77,169	\$160,467	\$511		
Rockfish, group red	89,944	313,264	94,232	360,738	124,472	296,820	231,196	130,797	41,057
	\$53,411	\$139,549	\$46,437	\$243,358	\$99,965	\$347,504	\$324,279	\$177,086	\$49,706
Rockfish, group rosefish	14,434	35,481	21,509	330,279	296,650	155,968		134	
	\$3,160	\$9,582	\$6,101	\$100,195	\$67,540	\$30,662		\$94	
Rockfish, group small	252,685	24,823	41,659	30,161	43,067	105,040	32	35	
	\$67,838	\$9,031	\$11,258	\$9,903	\$9,900	\$32,501	\$24	\$28	

Table 5f (continued) <b>Rockfish:</b>	Eureka	Fort Bragg	Bodega Bay	San Francisco	Monterey	Morro Bay	Santa Barbara	Los Angeles	San Diego
Rockfish, kelp						68			
						\$35			
Rockfish, olive					3	600		20	
					\$2	\$309		\$40	
Rockfish, Pacific ocean perch						3,047			129
						\$853			\$129
Rockfish, pinkrose		597							
		\$219							
Rockfish, redbanded	192		698						
	\$125		\$433						
Rockfish, rosethorn		1,267					30		
		\$481					\$18		
Rockfish, rosy						276			
						\$69			
Rockfish, shortbelly					400				
					\$48				
Rockfish, splitnose	300	1,635				18,992		26	506
	\$75	\$420				\$4,800		\$13	\$449
Rockfish, starry	369			5,485	58	217	3,462	21,791	
	\$237			\$4,547	\$89	\$217	\$5,333	\$37,332	
Rockfish, treefish						15	1		
						\$41	\$3		
Rockfish, unspecified	1,870,221	1,042,553	1,120,821	949,978	1,061,028	1,251,577	847,646	116,090	353,975
	\$622,904	\$354,539	\$412,399	\$479,264	\$431,569	\$754,137	\$621,651	\$131,850	\$281,920
Rockfish, vermilion	661	744	2	572	126	10			52
	\$419	\$351	\$1	\$343	\$50	\$12			\$29
Rockfish, widow	1,279,836	176,871	308,896	550,188	72,431	1,226	3,254	22	
	\$369,551	\$50,012	\$90,913	\$177,162	\$25,698	\$499	\$1,001	\$9	
Rockfish, yelloweye	34,100	14,833	146	10,535	1,794		577		2,636
	\$25,260	\$13,972	\$124	\$10,805	\$2,006		\$751		\$2,636
Rockfish, yellowtail	136,503	2,026	11,262	272,973	7,088	845			
	\$50,387	\$912	\$2,848	\$125,032	\$3,471	\$338			

**Crustaceans:**

Crab, claws				200	313	13,952	10,097	2,336	470
				\$100	\$230	\$5,016	\$2,542	\$565	\$132



Table 5f (continued) <b>Crustaceans:</b>	Eureka	Fort Bragg	Bodega Bay	San Francisco	Monterey	Morro Bay	Santa Barbara	Los Angeles	San Diego
Crab, Dungeness	7,368,932	144,417	210,586	451,191	50,978	92,605	1,321	7,121	
	\$9,020,327	\$179,660	\$336,298	\$865,514	\$108,201	\$191,614	\$2,690	\$17,921	
Crab, king							9		20
							\$21		\$20
Crab, rock unspecified	45,098	300	3,132	91,147	25,353	441,908	612,212	190,620	58,538
	\$53,478	\$300	\$4,639	\$130,515	\$31,785	\$432,755	\$619,524	\$215,425	\$56,123
Crab, sand								45	12
								\$45	\$11
Crab, spider						354	43,020	44,260	2,237
						\$209	\$32,317	\$33,678	\$1,564
Lobster, California spiny		4,149				589	182,616	187,802	210,414
		\$27,084				\$3,730	\$1,185,047	\$1,234,142	\$1,372,458
Prawn, ridgeback						459	67,867	6,742	689
						\$1,058	\$180,471	\$24,573	\$4,317
Prawn, spot	296			29	17,146	5,489	80,957	104,056	17,468
	\$1,782			\$125	\$108,214	\$30,285	\$466,588	\$629,478	\$106,449
Shrimp, bay			11,854	100,630	2,439				
			\$35,295	\$367,373	\$10,996				
Shrimp, brine			2,986	936,276					5,166
			\$13,437	\$93,628					\$2,913
Shrimp, ghost				850					
				\$1,385					
Shrimp, Pacific Ocean	18,679,801			204	105	2,307	257	101	
	\$6,212,546			\$204	\$35	\$1,164	\$193	\$101	
Shrimp, unspecified	44,254		8	18			39	589	104
	\$17,702		\$5	\$51			\$137	\$4,452	\$311
<b>Echinoderms:</b>									
Sea cucumber, unspecified		117	66,555			301	255,731	225,702	785
		\$1	\$43,669			\$114	\$93,546	\$91,844	\$313
Urchin, purple sea	13,296	99,442	115,267	1,673			75,036	6,336	5,084
	\$7,576	\$51,611	\$121,219	\$753			\$67,404	\$4,594	\$4,493
Urchin, red	213,167	8,033,313	3,686,259	232,529			16,713,664	2,228,378	1,259,247
	\$124,531	\$6,398,051	\$2,825,403	\$225,153			\$16,507,890	\$1,726,546	\$1,242,431

Table 5f (continued) <b>Mollusks:</b>	Eureka	Fort Bragg	Bodega Bay	San Francisco	Monterey	Morro Bay	Santa Barbara	Los Angeles	San Diego
Abalone, black							36,289	1,413	13
							\$177,648	\$5,525	\$60
Abalone, green							1,060	8,219	1,025
							\$6,021	\$58,465	\$6,602
Abalone, pink							11,142	4,792	2,296
							\$74,745	\$33,030	\$16,075
Abalone, red				119,942		2,603	324,646	825	578
				\$668,965		\$12,969	\$1,749,962	\$4,369	\$3,332
Clam, California jackknife								2,837	
								\$5,781	
Clam, unspecified								505	
								\$1,018	
Limpet, unspecified					297	90			
					\$338	\$103			
Mussel								14,214	
								\$8,528	
Octopus, unspecified	24,757	10,754	1,860	6,259	739	233	642	1,153	77
	\$22,123	\$9,914	\$1,713	\$4,265	\$658	\$124	\$377	\$1,197	\$78
Snail, sea				391			9,578	13,548	526
				\$537			\$3,166	\$5,103	\$281
Squid, jumbo						37			
						\$2			
Squid, market	109	889	257,165	5,139,535	13,472,990	369	6,246,671	3,748,948	36,120
	\$40	\$1,067	\$18,149	\$449,944	\$1,302,878	\$110	\$491,666	\$261,668	\$3,612
Whelk, Kellet's							245	1,339	
							\$110	\$1,313	
<b>Miscellaneous:</b>									
Invertebrates, colonial					305				
					\$3,050				
Worms, marine								37	
								\$469	
Unspecified species				38	4,141				30
				\$32	\$2,748				\$20
Total pounds	61,565,328	15,762,881	11,731,183	33,178,809	30,225,462	11,708,724	30,306,215	100,908,299	3,860,115
Total ex-vessel value (dollars)	\$28,320,428	\$10,121,224	\$7,372,264	\$21,108,008	\$6,634,903	\$6,940,316	\$24,732,743	\$21,709,526	\$5,772,330

Table 5g. Commercial landings (pounds) and ex-vessel value (dollars) by major fishery group and port complex, 1993

Port Complex and Pounds Landed and Ex-vessel Value (dollars)									
Fish:	Eureka	Fort Bragg	Bodega Bay	San Francisco	Monterey	Morro Bay	Santa Barbara	Los Angeles	San Diego
Anchovy, northern	275			537,736	2,832,819	2,500	674,305	261,851	8,149
	\$32			\$108,964	\$198,866	\$500	\$83,677	\$13,388	\$1,569
Barracuda, California				39	744	7,481	3,155	94,569	3,824
				\$28	\$366	\$6,311	\$1,905	\$64,489	\$3,197
Bass, giant sea						7	1,916	1,408	1,377
						\$18	\$2,886	\$2,027	\$2,612
Blacksmith								46	
								\$12	
Bonito, Pacific					1,883	243	1,094	1,041,065	3,322
					\$2,328	\$146	\$784	\$208,398	\$3,968
Butterfish (Pacific pompano)				3,746	11,826	82	4,440	174	72
				\$3,964	\$11,482	\$65	\$1,909	\$120	\$36
Cabazon	878	66		403	23	37,078	283	493	82
	\$322	\$24		\$261	\$12	\$120,851	\$728	\$1,292	\$127
Cod, Pacific	24			120	5	130		15	
	\$8			\$180	\$9	\$325		\$30	
Croaker, black									230
									\$173
Croaker, unspecified				420					
				\$210					
Croaker, white			5,075	77,262	122,964	22,618	35,932	317,998	132,401
			\$2,051	\$38,390	\$41,801	\$6,295	\$19,313	\$214,143	\$88,521
Dolphin (fish)							34,542	1,380	1,328
							\$39,766	\$1,420	\$2,160
Eel				431	460	65	6	3,310	1,554
				\$294	\$146	\$135	\$21	\$7,150	\$4,815
Eel, California moray						32		114	629
						\$24		\$377	\$2,056
Eel, wolf (wolf-eel)	462			623	212	206	17	36	
	\$99			\$350	\$56	\$143	\$43	\$25	
Eulachon				25					
				\$5					

Table 5g (continued) <b>Fish:</b>	Eureka	Fort Bragg	Bodega Bay	San Francisco	Monterey	Morro Bay	Santa Barbara	Los Angeles	San Diego
Fish, unspecified			1 \$1	3,645 \$35,508	91 \$29	219 \$738	3,911 \$1,573	342 \$427	
Flounder, arrowtooth	125,199 \$12,535	122 \$32				26 \$23			
Flounder, starry	18,004 \$6,758		216 \$82	20,017 \$8,563	1,580 \$712	2,080 \$1,868			
Flounder, unspecified	2,158 \$404			14,190 \$6,410	4,387 \$3,742	3,648 \$5,298	90 \$76	9 \$18	16 \$13
Flyingfish				423 \$106				26,053 \$13,016	
Goby, bluebanded				120 \$60					
Goby, yellowfin				12,279 \$12,960					
Greenling, kelp				181 \$161	4 \$9	482 \$1,719		985 \$1,828	
Grenadiers	562,300 \$64,752	224,464 \$26,889	48,734 \$5,703	616 \$74	4,813 \$562	3,964 \$794			
Grouper							312 \$172	71 \$71	
Guitarfish, shovelnose		188 \$74			25 \$25	1,440 \$624	20,003 \$8,181	9,590 \$3,449	497 \$213
Hagfish				25 \$25	444 \$117	4 \$2			
Halfmoon							23 \$12	2,328 \$2,187	494 \$397
Halibut, California	801 \$1,767	23 \$58	9,061 \$22,091	310,259 \$760,171	44,730 \$110,171	67,836 \$171,641	157,035 \$396,351	77,454 \$238,518	59,350 \$145,968
Halibut, Pacific	2,991 \$5,234	634 \$1,268							
Herring, Pacific	114,113 \$49,230		444,612 \$40,379	7,914,329 \$1,978,200	1,470 \$179		1,921 \$602	3,075 \$138	
Herring, roe							558 \$278		
Herring, round								46,880 \$2,858	
Jacksmelt	1,307 \$457			60 \$34	1,536 \$538			320 \$128	

Table 5g (continued) <b>Fish:</b>	Eureka	Fort Bragg	Bodega Bay	San Francisco	Monterey	Morro Bay	Santa Barbara	Los Angeles	San Diego
Killifish, California	2,745								
	\$329								
Lingcod	258,248	189,379	185,782	413,125	323,307	66,793	77,613	4,525	1,053
	\$104,505	\$79,194	\$67,956	\$191,001	\$140,162	\$39,958	\$30,131	\$3,793	\$835
Lizardfish, California				136	8,382			1,544	
				\$27	\$1,774			\$186	
Louvar	1,445	81	216	24	8,559	2,173	165	345	2,012
	\$2,168	\$237	\$603	\$60	\$22,021	\$6,914	\$469	\$725	\$7,382
Mackerel, jack	122,133	20	79	618	760,841	36	24	2,797,494	6,959
	\$18,320	\$15	\$24	\$182	\$89,901	\$12	\$9	\$176,779	\$2,604
Mackerel, Pacific	25	500	207	2,814	83,954	145	85,286	25,801,760	35,910
	\$1	\$108	\$39	\$1,121	\$12,970	\$44	\$4,817	\$1,471,237	\$13,243
Mudsucker, longjaw				14					
				\$70					
Mullet, striped					6				13,508
					\$2				\$11,143
Opah	15,190	1,768	2,285	2,045	6,664	6,888	15,433	15,120	58,222
	\$6,422	\$788	\$1,040	\$1,036	\$2,487	\$3,811	\$8,743	\$6,070	\$23,250
Opaleye		52				3		2,780	942
		\$26				\$2		\$2,793	\$2,000
Prickleback, monkeyface	27			93		6			
	\$12			\$166		\$9			
Queenfish							60	40,022	64
							\$24	\$1,609	\$51
Ray, bat							4,200		
							\$420		
Ray, Pacific electric							50		
							\$16		
Ray, unspecified							40		
							\$5		
Sablefish	2,566,534	910,685	400,309	600,762	303,641	629,260	12,877	291,969	4,249
	\$1,153,148	\$420,943	\$139,134	\$235,545	\$128,552	\$179,272	\$11,263	\$213,714	\$2,145
Salmon		1,910	2,807	4,647	37,735	2,283	7,402	404	
		\$4,622	\$4,642	\$10,404	\$83,956	\$5,987	\$19,335	\$1,111	
Salmon, Chinook	14,358	217,797	437,981	909,968	640,779	291,281	8,844		375
	\$29,827	\$452,539	\$951,072	\$2,070,769	\$1,467,165	\$686,028	\$23,367		\$1,219
Salmon, coho				119	168	193			
				\$443	\$271	\$270			

Table 5g (continued) <b>Fish:</b>	Eureka	Fort Bragg	Bodega Bay	San Francisco	Monterey	Morro Bay	Santa Barbara	Los Angeles	San Diego
Salmon, pink		18					83		8
		\$18					\$338		\$16
Sanddab	149,563	8,327	6,400	497,247	65,376	38,098	232	6,812	640
	\$48,136	\$2,665	\$1,943	\$227,983	\$26,033	\$11,746	\$108	\$20,037	\$667
Sanddab, Pacific	29					1,181			
	\$9					\$354			
Sardine, Pacific					1,489,540	3	1,525,136	30,815,031	774
					\$81,777	\$0.1	\$51,528	\$1,407,612	\$530
Sargo								83	97
								\$79	\$72
Scorpionfish, California				11	30	502	11,411	35,810	11,113
				\$44	\$33	\$1,006	\$13,317	\$64,367	\$15,853
Sculpin, staghorn				2,553	32	45	46	1,273	1,250
				\$6,120	\$32	\$55	\$26	\$2,725	\$1,495
Seabass, white				184	3,482	3,013	56,767	30,130	6,485
				\$400	\$7,049	\$7,440	\$112,624	\$63,771	\$14,757
Shad, American				11,608	330		28	99	28
				\$21,760	\$64		\$32	\$28	\$19
Shad, threadfin				36,520				2	
				\$62,296				\$1	
Shark, basking							15		888
							\$15		\$888
Shark, bigeye thresher	26,113	6,728		3,321	799	724	629	12,315	5,916
	\$12,785	\$3,881		\$1,480	\$106	\$362	\$477	\$7,578	\$2,507
Shark, blacktip								1,600	
								\$960	
Shark, blue		35	20	224		128	83	32	
		\$35	\$20	\$191		\$64	\$54	\$22	
Shark, brown smoothhound				104	111	500	3,124	1,442	1,838
				\$47	\$93	\$228	\$1,425	\$1,673	\$963
Shark, leopard	3,487		231	19,656	513	1,294	11,550	7,838	7,580
	\$3,472		\$213	\$7,031	\$411	\$735	\$7,876	\$8,432	\$7,885
Shark, Pacific angel				21	531	10,155	49,525	3,889	2,534
				\$15	\$255	\$5,989	\$34,287	\$1,878	\$1,317
Shark, pelagic thresher								294	390
								\$221	\$195
Shark, salmon	15,345		108						
	\$7,892		\$16						

Table 5g (continued) <b>Fish:</b>	Eureka	Fort Bragg	Bodega Bay	San Francisco	Monterey	Morro Bay	Santa Barbara	Los Angeles	San Diego
Shark, shortfin mako	26,488	6,039	4,322	5,663	8,556	7,770	34,124	51,559	40,734
	\$32,511	\$6,317	\$5,226	\$6,269	\$10,177	\$9,591	\$41,628	\$57,582	\$52,043
Shark, sixgill	124			41					
	\$124			\$41					
Shark, smooth hammerhead					129		443	350	
					\$54		\$222	\$135	
Shark, soupfin	2,440	1,658	188	9,999	10,735	8,607	25,037	8,107	10,661
	\$2,440	\$1,658	\$179	\$7,778	\$9,125	\$4,921	\$14,343	\$7,968	\$10,745
Shark, spiny dogfish	34				132	16		6,048	
	\$34				\$37	\$4		\$1,512	
Shark, thresher	64,986	7,364	5,668	4,315	5,707	7,212	56,536	151,319	52,952
	\$79,119	\$4,641	\$3,814	\$4,976	\$6,768	\$9,691	\$70,268	\$195,524	\$84,063
Shark, unspecified	50			2,035	2,893	118	2,422	2,002	254
	\$50			\$1,196	\$1,795	\$76	\$2,255	\$668	\$102
Sharks, cow	47								
	\$59								
Sheephead, California						1,153	180,336	19,526	113,136
						\$1,874	\$439,153	\$54,383	\$317,411
Silversides					15			2,041	
					\$5			\$813	
Skate, unspecified	5,829		188	31,398	29,751	1,516	1,173	7,249	967
	\$1,570		\$58	\$10,070	\$9,053	\$487	\$309	\$2,158	\$309
Smelt, night	661,994	4,553		264					
	\$132,618	\$3,344		\$132					
Smelt, surf	430,742	2,972		1					
	\$66,544	\$2,294		\$1					
Smelt, whitebait	6,952	660	486	236				530	
	\$1,952	\$264	\$144	\$120				\$217	
Smelts, true	2,632		30	630	131	41		22	
	\$442		\$8	\$336	\$72	\$10		\$11	
Sole, butter	863				130				
	\$260				\$65				
Sole, Dover	5,375,943	1,929,028	1,872,973	1,157,456	1,072,016	3,018,555	3	137	
	\$1,519,451	\$536,547	\$542,071	\$300,667	\$222,031	\$803,254	\$2	\$107	
Sole, English	173,535	191,752	144,603	325,379	171,147	37,696	432		
	\$58,586	\$67,432	\$47,513	\$121,641	\$56,612	\$14,370	\$948		
Sole, fantail		996		124	9				
		\$458		\$94	\$5				





Table 5g (continued) <b>Fish:</b>	Eureka	Fort Bragg	Bodega Bay	San Francisco	Monterey	Morro Bay	Santa Barbara	Los Angeles	San Diego
Triggerfish						4			
						\$2			
Tuna, albacore	1,161,107	124,911	74,675	394,074	589,543	36,754	5,553	1,635,389	5,877
	\$927,155	\$97,489	\$71,801	\$367,404	\$693,067	\$41,430	\$5,512	\$1,563,151	\$5,387
Tuna, bigeye						64	47,690	7,807	749
						\$112	\$188,982	\$18,894	\$1,804
Tuna, blackfin	549				341				
	\$549				\$341				
Tuna, bluefin	9,995	893	3,792	3,942	25,606	14,441	9,151	1,153,244	10,733
	\$19,238	\$1,448	\$7,495	\$7,717	\$36,069	\$23,674	\$64,308	\$609,566	\$15,696
Tuna, skipjack		829				441		10,002,681	2,636
		\$149				\$137		\$2,416,372	\$537
Tuna, skipjack, black								137,980	
								\$28,976	
Tuna, unspecified	958	362	432		7,081	7,367	8,130	5,980	4,920
	\$1,570	\$362	\$367		\$10,381	\$10,862	\$19,083	\$20,440	\$7,594
Tuna, yellowfin	5,354		486	406	57	2,069	11,205	8,253,503	2,832
	\$15,852		\$705	\$528	\$45	\$3,876	\$31,636	\$6,071,913	\$2,496
Turbot	1,414		50	14,860	625	313			
	\$378		\$13	\$4,585	\$213	\$132			
Wahoo							26	15,175	141
							\$33	\$10,873	\$141
Whitefish, ocean					203	54	5,712	926	3,485
					\$61	\$40	\$7,156	\$630	\$2,480
Whiting, Pacific	6,832,337			704		2	11	1,543	
	\$341,752			\$148		\$0.1	\$3	\$1,455	
Yellowtail			4,063	6,849			1,724	36,440	9,990
			\$5,168	\$3,555			\$2,218	\$44,887	\$11,691

**Rockfish:**

Rockfish, aurora							332		
							\$481		
Rockfish, bank			11,111	28,094	58,008	2,078			233
			\$4,260	\$9,827	\$25,499	\$935			\$163
Rockfish, black	54,134	626	4,753	21,523	858	3,033		784	
	\$24,677	\$135	\$1,547	\$12,131	\$438	\$1,537		\$1,221	

Table 5g (continued) <b>Rockfish:</b>	Eureka	Fort Bragg	Bodega Bay	San Francisco	Monterey	Morro Bay	Santa Barbara	Los Angeles	San Diego
Rockfish, black-and-yellow				80					
				\$40					
Rockfish, blackgill			2,144	45,521	4,191	94,426	244,867	45,045	54,248
			\$708	\$16,833	\$1,672	\$41,348	\$148,322	\$27,653	\$46,459
Rockfish, blue	573	444	3	3,990	8,327	9,032	2,052	995	854
	\$229	\$222	\$1	\$2,502	\$3,057	\$4,458	\$1,558	\$1,737	\$820
Rockfish, bocaccio	210,280	78,008	360,887	346,363	514,319	341,020	453,999	257,652	12,873
	\$71,514	\$25,719	\$134,418	\$126,506	\$203,675	\$119,700	\$164,146	\$123,687	\$8,730
Rockfish, bronzespotted						31			
						\$11			
Rockfish, brown	1,144		2,186	4	4,954			55	
	\$686		\$960	\$2	\$1,995			\$14	
Rockfish, canary	30,223	42,345	982	11,194	180	3		65	
	\$16,324	\$18,685	\$734	\$7,511	\$178	\$2		\$98	
Rockfish, chilipepper	44,421		403,813	887,946	649,537	68,668	6,112	4,581	9,708
	\$17,610		\$162,128	\$322,639	\$269,249	\$29,188	\$3,845	\$4,670	\$4,708
Rockfish, China	714	3,017	100	5,619	151	723			
	\$704	\$3,314	\$275	\$11,429	\$138	\$1,422			
Rockfish, copper	4,056	4,084	169	3,018	84	970	1,936	1,487	
	\$2,096	\$2,157	\$221	\$3,079	\$85	\$1,253	\$2,171	\$1,579	
Rockfish, copper (whitebelly)			722	135		1,734	2,748		
			\$366	\$54		\$2,469	\$2,458		
Rockfish, cowcod	34		262	1,517	503	5,030	8,823	8,722	5,500
	\$43		\$118	\$515	\$353	\$5,490	\$11,077	\$13,811	\$6,425
Rockfish, flag				137			1,806		
				\$103			\$4,064		
Rockfish, gopher				3	101	202	44		
				\$6	\$151	\$502	\$73		
Rockfish, grass				9		20,758	341	1,031	
				\$33		\$67,381	\$1,263	\$3,838	
Rockfish, greenspotted	974	7,831		301		217			
	\$324	\$5,551		\$256		\$260			
Rockfish, greenstriped	534			93	236		776		4
	\$117			\$37	\$118		\$446		\$2
Rockfish, group bocaccio/chilipepper	501	1,060	1,650	8,519	997	2,545	200		
	\$165	\$383	\$1,073	\$2,529	\$399	\$1,000	\$50		
Rockfish, group bolina	195	10	18,235	58,248	6,468	17,199	2,820	309	
	\$149	\$9	\$16,543	\$120,274	\$7,448	\$27,031	\$3,615	\$325	

Table 5g (continued) <b>Rockfish:</b>	Eureka	Fort Bragg	Bodega Bay	San Francisco	Monterey	Morro Bay	Santa Barbara	Los Angeles	San Diego
Rockfish, group deepwater reds					500 \$150				
Rockfish, group gopher	30 \$14	243 \$224	2,055 \$1,536	15,029 \$28,961	74,813 \$98,258	77,259 \$127,006	643 \$797		8 \$6
Rockfish, group red	91,713 \$56,738	57,425 \$28,959	53,285 \$32,036	274,348 \$204,480	150,794 \$123,921	292,482 \$372,519	223,372 \$306,995	87,418 \$124,431	43,893 \$49,012
Rockfish, group rosefish	1,962 \$667	36,512 \$9,099	15,342 \$4,911	163,462 \$43,361	318,024 \$74,455	216,850 \$50,009			4,751 \$1,254
Rockfish, group small	355,623 \$89,681	93,563 \$23,630	41,914 \$9,897	77,430 \$31,115	119,764 \$27,272	82,942 \$50,410	2,730 \$914		475 \$261
Rockfish, honeycomb					24 \$9				
Rockfish, kelp				14 \$14		5,601 \$5,574	48 \$64		
Rockfish, olive						451 \$272		32 \$64	
Rockfish, Pacific ocean perch								22 \$22	106 \$95
Rockfish, pinkrose		244 \$90							
Rockfish, redbanded	149 \$60						51 \$51		
Rockfish, rosethorn		2,521 \$911					26 \$16		
Rockfish, splitnose				840 \$252	10,774 \$2,694	5,988 \$1,497			
Rockfish, starry				2,090 \$1,812			5,931 \$9,445	18,179 \$29,584	125 \$162
Rockfish, treefish						17 \$50			
Rockfish, unspecified	1,582,645 \$552,030	910,556 \$306,074	1,183,379 \$468,134	659,776 \$399,598	882,105 \$347,293	991,091 \$710,384	660,321 \$522,781	103,505 \$127,760	204,104 \$174,892
Rockfish, vermilion	216 \$162	314 \$219	9 \$8	68 \$58	1,669 \$1,561	1 \$1			
Rockfish, widow	1,892,047 \$554,201	60,346 \$17,905	199,101 \$61,921	209,584 \$68,937	191,059 \$69,350	5,595 \$2,408	2,700 \$735		
Rockfish, yelloweye	13,915 \$11,719	18,412 \$18,048	965 \$481	4,808 \$4,839	2,053 \$1,829	6 \$3			

Table 5g (continued) <b>Rockfish:</b>	Eureka	Fort Bragg	Bodega Bay	San Francisco	Monterey	Morro Bay	Santa Barbara	Los Angeles	San Diego
Rockfish, yellowtail	51,599	14,761	15,737	154,753	8,104	401	5,567	700	153
	\$16,984	\$3,112	\$6,992	\$70,558	\$3,774	\$204	\$1,550	\$42	\$63
<b>Crustaceans:</b>									
Crab, box				38					72
				\$28					\$112
Crab, claws						7,024	12,072	171	215
						\$2,166	\$2,977	\$83	\$58
Crab, Dungeness	11,182,564	166,684	141,781	252,934	28,638	162,038	2,015	21,783	
	\$11,942,167	\$180,834	\$244,623	\$436,287	\$56,810	\$312,623	\$3,354	\$48,877	
Crab, king								83	5
								\$249	\$10
Crab, rock unspecified	58,763	21	96	57,088	9,528	373,765	555,934	154,345	77,839
	\$65,297	\$21	\$97	\$73,375	\$14,358	\$363,213	\$560,823	\$177,915	\$78,548
Crab, sand	566	506							
	\$283	\$506							
Crab, spider						2,593	42,379	23,950	2,251
						\$1,532	\$26,495	\$16,192	\$1,379
Crab, tanner	2,364								
	\$827								
Lobster, California spiny				15		764	161,729	193,405	198,478
				\$94		\$4,857	\$1,064,661	\$1,293,147	\$1,226,213
Prawn, ridgeback						292	72,401	6,805	1,035
						\$394	\$144,461	\$18,181	\$7,235
Prawn, spot	1,991			121	29,682	37,181	120,182	119,110	39,525
	\$796			\$484	\$148,242	\$186,566	\$776,219	\$801,570	\$267,006
Shrimp, bay	84,191			71,700					
	\$25,257			\$308,562					
Shrimp, brine			19,820	1,431,481					8,213
			\$1,982	\$143,148					\$821
Shrimp, ghost				43,031					
				\$24,493					
Shrimp, Pacific Ocean	7,072,843	53,715			88	128	159		
	\$2,487,871	\$16,786			\$44	\$64	\$56		
Shrimp, red rock					73				
					\$183				

Table 5g (continued) <b>Crustaceans:</b>	Eureka	Fort Bragg	Bodega Bay	San Francisco	Monterey	Morro Bay	Santa Barbara	Los Angeles	San Diego
Shrimp, unspecified				1,180				102	
				\$3,540				\$740	
<b>Echinoderms:</b>									
Echinoderm, unspecified					10			1	
					\$4			\$0.4	
Sea cucumber, unspecified		1,364	16,182			2,967	191,627	419,626	14,444
		\$842	\$12,946			\$742	\$75,559	\$267,050	\$6,180
Urchin, purple sea	148	55,714	3,948		19	20	88,656	13,456	3,071
	\$126	\$39,747	\$8,621		\$67	\$15	\$71,573	\$9,656	\$3,352
Urchin, red	277,127	5,305,735	1,403,652	369,492	8	1,273	15,197,585	2,859,744	1,438,029
	\$136,423	\$4,787,937	\$1,074,372	\$355,519	\$8	\$810	\$16,347,823	\$2,270,082	\$1,569,323
<b>Mollusks:</b>									
Abalone, black				46			1,867	119	
				\$243			\$9,599	\$946	
Abalone, green							1,142	9,146	571
							\$6,928	\$31,410	\$4,450
Abalone, pink							8,515	9,428	1,990
							\$70,212	\$34,717	\$16,343
Abalone, red		86		79,669		364	347,205	452	743
		\$575		\$555,315		\$2,263	\$2,412,361	\$2,762	\$4,490
Chiton, unspecified		296							
		\$592							
Clam, California jackknife								2,384	
								\$4,916	
Clam, unspecified				14,443					
				\$7,264					
Limpet, unspecified					141			27	37
					\$106			\$21	\$8
Mollusk, unspecified					2				
					\$18				
Mussel					10		30	11,527	
					\$6		\$18	\$6,916	
Octopus, unspecified	13,914	2,484	288	5,810	924	329	201	735	67
	\$7,284	\$1,315	\$235	\$4,623	\$686	\$222	\$145	\$940	\$48

Table 5g (continued) <b>Mollusks:</b>	Eureka	Fort Bragg	Bodega Bay	San Francisco	Monterey	Morro Bay	Santa Barbara	Los Angeles	San Diego
Scallop, unspecified				226		7			
				\$513		\$14			
Snail, sea				126		282	16,638	21,271	129,387
				\$53		\$141	\$4,613	\$7,281	\$38,864
Snails, moon				46					
				\$23					
Squid, market	11		1,124	2,242,820	13,314,438	4,488,807	45,720,937	28,416,589	345
	\$6		\$119	\$375,059	\$1,960,084	\$805,262	\$4,243,088	\$2,717,448	\$37
Whelk, Kellet's							4,574	16	
							\$1,539	\$8	
<b>Miscellaneous:</b>	Eureka	Fort Bragg	Bodega Bay	San Francisco	Monterey	Morro Bay	Santa Barbara	Los Angeles	San Diego
Worms, marine									13
									\$72
Unspecified species					269	37		70	232
					\$117	\$73		\$70	\$209
Total pounds	48,402,059	12,151,658	8,457,149	21,948,826	25,789,780	14,123,217	67,642,368	116,486,215	3,327,778
Total ex-vessel value (dollars)	\$26,370,253	\$8,277,467	\$5,093,784	\$11,324,818	\$7,957,570	\$7,006,226	\$29,664,067	\$25,058,723	\$6,056,031

Table 5h. Commercial landings (pounds) and ex-vessel value (dollars) by major fishery group and port complex, 1994

Fish:	Port Complex and Pounds Landed and Ex-vessel Value (dollars)								
	Eureka	Fort Bragg	Bodega Bay	San Francisco	Monterey	Morro Bay	Santa Barbara	Los Angeles	San Diego
Anchovy, northern	26,647			616,472	2,173,262	1,800	762,957	301,044	61,420
	\$2,047			\$83,099	\$202,105	\$360	\$142,376	\$16,495	\$9,533
Barracuda, California				19	30	2,150	3,951	291,767	2,915
				\$9	\$18	\$1,892	\$2,629	\$128,577	\$3,001
Bass, giant sea						41	250	495	114
						\$108	\$298	\$674	\$221
Bonito, Pacific					55	179	41,391	537,356	342,179
					\$11	\$106	\$7,686	\$123,830	\$58,496
Butterfish (Pacific pompano)				579	9,398	19	3,098	1,317	
				\$556	\$17,143	\$19	\$2,099	\$894	
Cabazon	543		1,151	4,754	2,807	60,048	11,593	569	1,459
	\$237		\$2,319	\$7,597	\$7,101	\$199,588	\$53,361	\$1,304	\$2,863
Cabrilla, spotted								100	
								\$50	
Cod, Pacific	28								
	\$8								
Croaker, white	104		634	44,670	48,931	20,306	9,297	212,991	137,620
	\$31		\$448	\$24,136	\$21,494	\$3,251	\$4,560	\$140,811	\$87,952
Dolphin (fish)	1,905			90			57,486	22,697	33
	\$3,810			\$180			\$51,898	\$18,961	\$40
Eel				210	54	6		12	1,232
				\$296	\$25	\$6		\$12	\$4,254
Eel, California moray						63	61	5,125	349
						\$277	\$480	\$12,185	\$1,017
Eel, spotted cusk-				95		22			
				\$47		\$11			
Eel, wolf (wolf-eel)	293			439	42	699	24		
	\$84			\$235	\$19	\$2,284	\$94		
Escolar					37	62	9,114	888	143
					\$71	\$62	\$9,482	\$1,356	\$143
Fish, unspecified	985					329	123	803	93
	\$284					\$218	\$91	\$1,297	\$93

[illegible]



Table 5h (continued) <b>Fish:</b>	Eureka	Fort Bragg	Bodega Bay	San Francisco	Monterey	Morro Bay	Santa Barbara	Los Angeles	San Diego
Jacksnelt	910		178	24	12,827	10		1,135	
	\$520		\$112	\$15	\$8,396	\$6		\$420	
Kelpfishes				680				3	
				\$3,400				\$15	
Lingcod	239,549	218,577	92,868	363,242	197,331	93,705	30,690	14,589	804
	\$102,220	\$96,848	\$41,747	\$171,803	\$91,887	\$59,360	\$14,176	\$7,104	\$704
Lizardfish, California					4,961			1,116	
					\$960			\$311	
Louvar	1,732	88	74	360	445	1,016	346	51	1,079
	\$4,065	\$220	\$139	\$1,945	\$1,097	\$2,815	\$875	\$178	\$4,640
Mackerel, bullet			19						
			\$8						
Mackerel, jack	182		38	833	421,516	16	104,700	5,422,912	10,775
	\$67		\$10	\$314	\$96,904	\$4	\$3,220	\$273,952	\$2,567
Mackerel, Pacific	4,807	251	312	7,712	84,347	374	217,697	21,702,455	45,388
	\$343	\$63	\$78	\$10,655	\$17,613	\$99	\$19,748	\$1,228,699	\$13,782
Mackerel, unspecified									30
									\$12
Midshipman, plainfin									35
									\$28
Mudsucker, longjaw				10					
				\$20					
Mullet, striped								84	7,293
								\$25	\$5,032
Opah	7,528	193	2,373	6,187	8,636	15,942	18,082	24,110	72,760
	\$3,726	\$53	\$1,104	\$2,134	\$3,489	\$8,029	\$6,051	\$9,978	\$35,032
Opaleye						146		5,871	
						\$161		\$6,536	
Prickleback, monkeyface				551		194	6		
				\$1,102		\$521	\$22		
Queenfish					27		247		100
					\$15		\$247		\$65
Ratfish, spotted							6		
							\$23		
Ray, bat								2	
								\$10	
Ray, Pacific electric							775	351	200
							\$2,282	\$1,064	\$400

Table 5h (continued) <b>Fish:</b>	Eureka	Fort Bragg	Bodega Bay	San Francisco	Monterey	Morro Bay	Santa Barbara	Los Angeles	San Diego
Ray, unspecified							5 \$5	210 \$63	
Sablefish	2,155,308 \$1,605,069	886,668 \$655,506	197,747 \$109,175	554,838 \$378,549	317,964 \$168,320	402,195 \$180,035	16,082 \$13,823	254,188 \$275,761	5,283 \$4,096
Salmon			189 \$363	2,286 \$5,144	2,448 \$4,700	602 \$1,713	880 \$2,521		
Salmon, Chinook	7,481 \$15,829	76,378 \$175,063	435,333 \$909,128	1,753,136 \$3,628,636	773,618 \$1,575,729	51,739 \$116,467	586 \$1,497	648 \$1,666	
Salmon, chum					2 \$21				
Salmon, coho			158 \$673	813 \$1,656		40 \$90			
Salmon, roe (Chinook and coho)		2 \$5	260 \$260	31 \$47	25 \$9				
Sanddab	441,107 \$150,621	37,509 \$12,003	15,436 \$4,939	811,456 \$290,173	90,336 \$36,692	71 \$36	242 \$150	6,994 \$16,879	5,385 \$6,680
Sanddab, Pacific	626 \$200		60 \$19	40 \$40		90,540 \$20,651			12 \$8
Sardine, Pacific	10,723 \$1,814			1,741 \$573	5,047,183 \$406,319	167 \$8	694,204 \$22,503	19,911,293 \$968,057	4,240 \$1,311
Sargo								312 \$298	
Scorpionfish, California	71 \$32		1 \$1	1 \$1		2,154 \$7,780	12,345 \$25,474	58,161 \$88,023	40,391 \$59,695
Sculpin, staghorn			147 \$306	1,720 \$5,250			26 \$20	255 \$445	1,409 \$1,336
Seabass, white				87 \$200	9,568 \$18,121	2,616 \$5,131	44,444 \$89,266	19,267 \$31,789	2,952 \$5,439
Senorita						4 \$2			
Shad, American				954 \$1,431		3 \$2			
Shad, threadfin				56,692 \$97,760					
Shark, basking				80 \$116					
Shark, bigeye thresher	2,680 \$1,344	283 \$425			3,013 \$3,831		800 \$733	11,931 \$9,527	29,236 \$18,207

Table 5h (continued) <b>Fish:</b>	Eureka	Fort Bragg	Bodega Bay	San Francisco	Monterey	Morro Bay	Santa Barbara	Los Angeles	San Diego
Shark, blue				125				24,646	57
				\$125				\$15,819	\$29
Shark, brown smoothhound				250		53	730	2,814	40
				\$103		\$22	\$356	\$4,531	\$22
Shark, gray smoothhound							38		
							\$13		
Shark, horn								7	
								\$175	
Shark, leopard	1,581		10	8,719	3,789	1,016	9,203	2,498	799
	\$1,597		\$8	\$4,232	\$2,740	\$708	\$6,371	\$3,055	\$821
Shark, Pacific angel			42		271	5,713	12,462	3,174	1,570
			\$27		\$153	\$3,508	\$9,143	\$931	\$973
Shark, pelagic thresher					210				
					\$42				
Shark, salmon	88			80					
	\$88			\$80					
Shark, sevengill	18					10	20		
	\$18					\$10	\$9		
Shark, shortfin mako	6,871	2,904	2,384	6,772	6,673	8,041	58,133	51,472	50,532
	\$9,432	\$2,947	\$3,109	\$15,009	\$8,120	\$10,255	\$70,417	\$63,238	\$62,727
Shark, sixgill						916			
						\$275			
Shark, smooth hammerhead							8	397	243
							\$4	\$357	\$122
Shark, soupfin	855	1,359	48	4,647	9,621	5,540	23,351	18,199	15,866
	\$876	\$1,359	\$48	\$3,817	\$7,847	\$3,515	\$15,778	\$17,723	\$17,947
Shark, spiny dogfish	852			346		16	7		
	\$417			\$170		\$6	\$3		
Shark, swell							778		
							\$78		
Shark, thresher	16,524	83	12,017	1,825	7,899	14,709	180,744	110,682	83,031
	\$23,884	\$102	\$16,680	\$2,358	\$11,770	\$21,104	\$233,198	\$148,610	\$125,881
Shark, unspecified			154	3,289	2,777	103	2,588	2,891	644
			\$53	\$1,988	\$2,481	\$52	\$818	\$1,222	\$764
Shark, white				40		8		198	118
				\$40		\$4		\$149	\$92
Sharks, cow	27			88					7
	\$16			\$44					\$13

Table 5h (continued) <b>Fish:</b>	Eureka	Fort Bragg	Bodega Bay	San Francisco	Monterey	Morro Bay	Santa Barbara	Los Angeles	San Diego
Sheephead, California					15	4,616	109,165	40,036	105,266
					\$8	\$10,121	\$301,948	\$104,269	\$333,000
Silversides								35	
								\$18	
Skate, California					155				
					\$28				
Skate, unspecified	20,220	1,431	1,835	29,714	21,242	6,879	976	10,050	889
	\$5,683	\$183	\$618	\$10,445	\$7,168	\$1,787	\$625	\$2,854	\$271
Smelt, night	1,232,073	8,178	2	1,829			150		
	\$316,730	\$4,997	\$1	\$499			\$38		
Smelt, surf	659,694	3,238		1,895		23		170	
	\$154,271	\$1,283		\$6,562		\$9		\$51	
Smelt, whitebait	948				662				
	\$240				\$375				
Smelts, true	2,575			65	672			273	
	\$2,575			\$34	\$515			\$109	
Snapper -Mexico-						9			
						\$4			
Sole, butter			140		122				
			\$50		\$55				
Sole, Dover	3,118,642	1,607,186	983,166	698,574	1,010,768	2,469,803	79	280	
	\$955,119	\$489,277	\$282,280	\$173,056	\$273,346	\$730,986	\$35	\$163	
Sole, English	202,654	214,242	108,901	336,096	133,341	23,820	480		
	\$75,636	\$78,119	\$37,858	\$128,713	\$49,931	\$8,984	\$231		
Sole, fantail		21				455			
		\$9				\$371			
Sole, petrale	522,431	120,831	52,820	272,832	116,334	121,987	4,338	271	
	\$401,474	\$94,472	\$45,725	\$234,849	\$121,322	\$134,881	\$4,367	\$589	
Sole, rex	300,338	226,313	53,048	116,466	123,447	436,845	183	94	128
	\$116,053	\$83,275	\$19,257	\$37,714	\$47,332	\$171,637	\$89	\$48	\$90
Sole, rock	142	1,358	1,056	5,463	378	4			
	\$94	\$513	\$381	\$2,396	\$238	\$4			
Sole, sand	59,929	53	159	58,721	2,849	161	4	4	
	\$47,090	\$40	\$120	\$44,436	\$2,626	\$118	\$11	\$4	
Sole, tongue				96					
				\$64					
Sole, unspecified	493	5		173	969	939	3,446	29,550	254
	\$685	\$5		\$155	\$326	\$723	\$2,476	\$14,905	\$291



Table 5h (continued) <b>Fish:</b>	Eureka	Fort Bragg	Bodega Bay	San Francisco	Monterey	Morro Bay	Santa Barbara	Los Angeles	San Diego
Trawled fish for animal food	44								
	\$29								
Triggerfish						7		291	
						\$5		\$204	
Tuna, albacore	1,655,043	159,569	80,206	64,964	350,635	28,152	17,549	4,618,284	14,691
	\$1,503,470	\$130,224	\$82,730	\$57,169	\$298,398	\$27,245	\$9,453	\$4,197,515	\$14,503
Tuna, bigeye					645		80,324	2,145	124
					\$1,613		\$297,999	\$7,521	\$217
Tuna, bluefin	31,574	2,725	3,176	392	8,191	6,470	10,702	1,931,978	17,070
	\$81,428	\$9,827	\$11,244	\$1,404	\$23,567	\$12,132	\$48,682	\$1,465,135	\$25,253
Tuna, longtail						82			
						\$98			
Tuna, skipjack					71	52		3,927,103	726,742
					\$142	\$80		\$1,533,175	\$218,007
Tuna, skipjack, black								176,460	
								\$35,292	
Tuna, unspecified	51			1,062	297	3,356	8,526	20,538	37,133
	\$20			\$1,053	\$591	\$6,252	\$17,036	\$7,315	\$38,006
Tuna, yellowfin					10	3	3,590	10,488,330	650,074
					\$4	\$1	\$13,492	\$4,243,929	\$260,538
Turbot	2,589	62	333	6,622	47	343	1	58	
	\$727	\$18	\$86	\$1,791	\$11	\$152	\$0.3	\$29	
Turbot, c-o					106				
					\$53				
Turbot, curlfin		211							
		\$53							
Wahoo							492	4,041	
							\$492	\$4,029	
Whitefish, ocean					379		18,467	3,286	28,614
					\$76		\$13,036	\$1,728	\$17,469
Whiting, Pacific	7,957,580			3,588		1,380		2,115	120
	\$350,303			\$548		\$46		\$3,051	\$42
Wrasse, rock						1		3	
						\$4		\$11	
Yellowtail			200	6	5		100	25,483	6,199
			\$285	\$12	\$7		\$144	\$36,343	\$8,873

Table 5h (continued) <b>Rockfish:</b>	Eureka	Fort Bragg	Bodega Bay	San Francisco	Monterey	Morro Bay	Santa Barbara	Los Angeles	San Diego
Rockfish, bank	265			22,604	22,057	10,161			781
	\$172			\$9,699	\$9,685	\$4,661			\$548
Rockfish, black	187,001	11,901	16,416	25,431	6,526	1,330	109		
	\$88,451	\$5,065	\$5,248	\$15,210	\$2,669	\$799	\$126		
Rockfish, black-and-yellow				5					
				\$3					
Rockfish, blackgill			19,632	29,328	2,513	58,807	136,767	204,272	127,685
			\$9,179	\$15,578	\$1,159	\$31,796	\$103,493	\$140,510	\$102,139
Rockfish, blue	36,407	9,770	508	4,830	20,577	1,291	195	22	
	\$17,474	\$4,280	\$441	\$3,555	\$12,721	\$626	\$195	\$22	
Rockfish, bocaccio	90,913	110,907	179,166	197,561	422,188	531,619	208,419	129,179	13,126
	\$37,327	\$39,438	\$67,522	\$80,443	\$182,288	\$190,620	\$76,831	\$79,061	\$9,988
Rockfish, bronzespotted					54				
					\$41				
Rockfish, brown	322		699	5,620	2,366	193			
	\$311		\$1,790	\$6,700	\$710	\$80			
Rockfish, canary	93,496	66,099	7,339	36,193	992	1,220			
	\$63,501	\$43,152	\$6,238	\$31,151	\$730	\$1,844			
Rockfish, chilipepper	29,346	12,844	344,667	866,266	993,693	423,856	4,402	3,173	4,744
	\$12,820	\$6,119	\$157,070	\$363,633	\$438,431	\$196,284	\$1,657	\$2,625	\$3,758
Rockfish, China	2,097	10,235	24,459	20,686	7,763	2,295	400	28	
	\$2,674	\$14,436	\$46,530	\$43,202	\$11,695	\$4,689	\$843	\$99	
Rockfish, copper	6,380	18,650	10,346	14,622	3,677	8,266	14,173	718	
	\$5,480	\$17,247	\$20,256	\$23,000	\$6,056	\$15,426	\$22,566	\$718	
Rockfish, copper (whitebelly)					25				
					\$30				
Rockfish, cowcod				41	4,252	2,370	9,883	14,060	2,990
				\$21	\$2,179	\$2,967	\$11,111	\$19,244	\$3,813
Rockfish, flag	4					2	174		
	\$3					\$3	\$237		
Rockfish, gopher		156	341	665	1,976	3,762	16,584	6,625	1,229
		\$286	\$750	\$1,304	\$2,892	\$9,592	\$15,007	\$4,610	\$1,246
Rockfish, grass				84	219	45,770	26,529		
				\$287	\$306	\$185,692	\$107,541		
Rockfish, greenspotted	244	15,616	1,578	14,958	365	612	8		
	\$189	\$13,368	\$2,065	\$15,257	\$950	\$576	\$36		
Rockfish, greenstriped	1,290				75	1,217	558		
	\$284				\$30	\$365	\$437		

Table 5h (continued) <b>Rockfish:</b>	Eureka	Fort Bragg	Bodega Bay	San Francisco	Monterey	Morro Bay	Santa Barbara	Los Angeles	San Diego
Rockfish, group black/blue	7,866		23	2,420					
	\$3,450		\$39	\$2,056					
Rockfish, group bolina	11	577	10,497	39,630	3,230	13,650	5,362	970	
	\$13	\$993	\$34,160	\$89,446	\$4,165	\$17,828	\$4,990	\$830	
Rockfish, group canary/vermilion			2	145					
			\$2	\$115					
Rockfish, group deepwater reds	2,113				80		175		
	\$1,373				\$36		\$228		
Rockfish, group gopher	14	1,151	5,345	16,595	43,229	78,692	2,044		
	\$33	\$1,619	\$13,064	\$29,819	\$58,825	\$152,373	\$3,006		
Rockfish, group red	122,956	14,901	50,354	230,440	114,819	249,822	440,099	98,194	33,178
	\$57,346	\$8,885	\$28,633	\$159,131	\$92,170	\$312,601	\$421,159	\$125,193	\$40,181
Rockfish, group rosefish		28,917	3,205	90,719	152,283	274,143		60	98
		\$7,332	\$801	\$25,109	\$48,635	\$67,801		\$75	\$123
Rockfish, group small	547,736	289,791	28,138	87,112	50,658	90,104	2,020	4,185	
	\$145,980	\$75,390	\$8,907	\$32,380	\$17,048	\$67,467	\$2,369	\$5,590	
Rockfish, kelp		162	571	67	222	5,468	184		
		\$81	\$318	\$52	\$290	\$9,252	\$260		
Rockfish, olive				70		65			
				\$35		\$48			
Rockfish, Pacific ocean perch	323								
	\$113								
Rockfish, pinkrose		150					64		
		\$75					\$32		
Rockfish, quillback	1,907	242		627					
	\$2,068	\$327		\$1,626					
Rockfish, redbanded	5,638	425					75		
	\$4,637	\$64					\$75		
Rockfish, rosethorn	62	6,603	471	2,746	58		217		
	\$30	\$3,233	\$236	\$1,171	\$28		\$159		
Rockfish, rosy	4	444						15	539
	\$3	\$115						\$11	\$458
Rockfish, shortbelly	293	5,085			817				
	\$64	\$882			\$127				
Rockfish, speckled						13			
						\$10			
Rockfish, splitnose						3,939	90		
						\$985	\$90		



Table 5h (continued) <b>Rockfish:</b>	Eureka	Fort Bragg	Bodega Bay	San Francisco	Monterey	Morro Bay	Santa Barbara	Los Angeles	San Diego
Rockfish, squarespot	672			741					
	\$605			\$593					
Rockfish, starry				1,525	3	5	2,709	15,975	19
				\$866	\$3	\$3	\$4,608	\$19,875	\$25
Rockfish, treefish						81	17	15	2
						\$288	\$51	\$9	\$5
Rockfish, unspecified	1,004,858	1,334,364	421,069	293,273	199,425	696,211	206,628	107,718	66,221
	\$362,851	\$478,191	\$166,432	\$138,050	\$104,271	\$340,551	\$159,859	\$104,581	\$70,650
Rockfish, vermilion	1,943	4,885	2,280	26,356	12,366	7	449		404
	\$1,631	\$4,480	\$2,106	\$21,612	\$11,694	\$8	\$711		\$505
Rockfish, widow	1,357,396	177,566	121,381	135,958	146,374	63,366	13,173	185	
	\$441,859	\$60,547	\$44,071	\$52,231	\$62,030	\$28,713	\$4,154	\$209	
Rockfish, yelloweye	11,952	26,071	1,252	15,083	2,243		154		
	\$12,108	\$29,535	\$1,440	\$14,367	\$2,332		\$252		
Rockfish, yellowtail	196,278	57,149	15,345	196,262	58,344	14,111	6,068		
	\$79,170	\$28,655	\$7,777	\$92,993	\$30,680	\$7,052	\$2,004		

<b>Crustaceans:</b>									
Crab, box				162		81		1,982	194
				\$41		\$89		\$2,466	\$256
Crab, claws	32				34	1,695	1,196	1,442	25
	\$64				\$33	\$1,527	\$935	\$1,723	\$17
Crab, Dungeness	10,593,204	414,573	914,633	1,219,284	119,812	222,439	2,713	2,137	
	\$14,053,723	\$582,756	\$1,359,836	\$1,894,602	\$207,558	\$454,973	\$6,136	\$4,966	
Crab, king							265		48
							\$479		\$63
Crab, rock unspecified	12,336	2,959	130	57,316	13,534	313,402	473,496	67,101	62,100
	\$14,605	\$3,432	\$177	\$63,100	\$17,050	\$322,529	\$490,429	\$75,087	\$65,083
Crab, sand		11					115	1	
		\$200					\$115	\$1	
Crab, shore	8,272								
	\$11,498								
Crab, spider	40					3,890	41,449	17,935	3,976
	\$35					\$3,256	\$24,908	\$15,797	\$2,861
Crab, tanner	2,008								
	\$2,791								

Table 5h (continued) <b>Crustaceans:</b>	Eureka	Fort Bragg	Bodega Bay	San Francisco	Monterey	Morro Bay	Santa Barbara	Los Angeles	San Diego
Crustacean, unspecified								32	
								\$175	
Lobster, California spiny						6,350	144,185	138,272	181,373
						\$45,578	\$1,119,682	\$1,062,167	\$1,266,371
Prawn, golden			24					1	
			\$120					\$12	
Prawn, ridgeback							160,210	2,533	18
							\$220,210	\$10,525	\$68
Prawn, spot	201	95	767	982	73,188	108,707	164,345	62,332	33,736
	\$710	\$720	\$3,136	\$6,566	\$413,040	\$629,480	\$1,023,388	\$445,400	\$238,060
Shrimp, bay			7,451	87,872		5			
			\$33,736	\$389,000		\$3			
Shrimp, brine				737,399					3,961
				\$523,553					\$2,812
Shrimp, ghost								1	
								\$6	
Shrimp, mantis								200	
								\$1,000	
Shrimp, Pacific Ocean	10,024,875	651,177		899	319	547,779	341		
	\$5,820,600	\$408,246		\$557	\$279	\$326,681	\$291		
Shrimp, red rock					10			17	
					\$10			\$195	
Shrimp, unspecified				3,932	50				
				\$2,163	\$28				

**Echinoderms:**

Echinoderm, unspecified								236	
								\$1,180	
Sea cucumber, unspecified					675		218,313	422,800	5,141
					\$439		\$127,367	\$277,657	\$2,047
Sea stars						22		647	
						\$72		\$691	
Urchin, purple sea	1,181	89,180	1,485	447			29,218	19,469	5,053
	\$1,181	\$89,894	\$10,921	\$370			\$27,330	\$32,312	\$4,021
Urchin, red	90,164	4,224,407	1,342,343	118,826	5,343	8,457	13,504,938	3,028,785	1,449,108
	\$60,862	\$4,177,985	\$1,224,663	\$91,419	\$4,209	\$12,623	\$15,202,608	\$2,793,809	\$1,754,555

Table 5h (continued) <b>Echinoderms:</b>	Eureka	Fort Bragg	Bodega Bay	San Francisco	Monterey	Morro Bay	Santa Barbara	Los Angeles	San Diego
Urchin, white								1,481	
								\$5,985	
<b>Mollusks:</b>									
Abalone				15					
				\$87					
Abalone, flat							1		
							\$1		
Abalone, green							167	538	287
							\$2,660	\$5,185	\$2,875
Abalone, pink						13	9,721	3,508	2,333
						\$116	\$98,610	\$35,704	\$23,220
Abalone, pinto				8					
				\$18					
Abalone, red				68,317		9,510	207,024	68	1,050
				\$586,829		\$84,064	\$1,823,618	\$545	\$9,332
Abalone, threaded							38		
							\$1,009		
Abalone, white								47	
								\$420	
Clam, California jackknife								2,528	
								\$5,251	
Clam, northern razor								15	
								\$24	
Clam, purple				16					
				\$3					
Clam, rosy razor								48	700
								\$12	\$439
Limpet, unspecified				15				384	
				\$90				\$2,294	
Mollusk, unspecified						1		123	
						\$4		\$88	
Mussel							17	12,280	120
							\$10	\$7,517	\$73
Octopus, unspecified	3,317	623	115	1,796	139	220	104	972	241
	\$1,917	\$312	\$86	\$1,289	\$89	\$183	\$83	\$1,349	\$365

Table 5h (continued) <b>Mollusks:</b>	Eureka	Fort Bragg	Bodega Bay	San Francisco	Monterey	Morro Bay	Santa Barbara	Los Angeles	San Diego
Sea hare						1,570		5,068	10
						\$3,140		\$41,058	\$60
Sea slug					24			2,657	150
					\$133			\$15,917	\$15
Snail, bubble								838	
								\$7,898	
Snail, sea				2		42	855	1,682	312
				\$2		\$22	\$293	\$950	\$156
Snails, moon				59		7	525		
				\$29		\$4	\$504		
Squid, market	154,825			4,928,499	30,042,577	2,853,028	59,631,291	24,760,165	1,665
	\$17,626			\$640,239	\$4,482,132	\$541,701	\$8,300,043	\$2,388,437	\$216
Whelk, Kellet's						112	19,978	18,804	619
						\$56	\$6,879	\$8,166	\$1,164
<b>Plants:</b>									
Algae, marine								7	
								\$4	
Kelp								65	
<b>Miscellaneous:</b>									
Invertebrates, colonial					284			401	
					\$686			\$968	
Sponges							2	10	62
							\$3	\$10	\$62
Tunicates								52	
								\$246	
Worms, marine								8	
								\$8	
Unspecified species	1,000	23		128	30		863	109	86
	\$419	\$10		\$51	\$36		\$309	\$109	\$36
Total pounds	48,023,456	13,130,207	6,343,460	21,989,177	44,377,037	11,837,194	79,499,038	100,235,744	5,067,706
Total ex-vessel value (dollars)	\$31,060,696	\$9,263,862	\$5,208,361	\$14,856,878	\$10,691,764	\$7,319,480	\$34,730,788	\$25,201,889	\$7,270,163

Table 5i. Commercial landings (pounds) and ex-vessel value (dollars) by major fishery group and port complex, 1995

Port Complex and Pounds Landed and Ex-vessel Value (dollars)									
Fish:	Eureka	Fort Bragg	Bodega Bay	San Francisco	Monterey	Morro Bay	Santa Barbara	Los Angeles	San Diego
Anchovy, northern				205,498	2,448,138		763,421	656,702	84,155
				\$8,750	\$88,888		\$142,894	\$27,660	\$14,130
Barracuda, California				10		121	6,986	289,300	6,373
				\$5		\$96	\$6,131	\$124,641	\$8,372
Bass, giant sea							499	431	265
							\$1,084	\$601	\$402
Blacksmith								243	
								\$243	
Bonito, Pacific	84			1,640	293		32,814	121,597	1,011
	\$17			\$368	\$293		\$10,628	\$28,230	\$564
Butterfish (Pacific pompano)				897	3,929	62	895	667	
				\$888	\$7,171	\$31	\$491	\$628	
Cabazon	4,500	307	1,698	6,259	5,079	152,983	20,470	576	1,930
	\$2,304	\$452	\$3,728	\$10,203	\$11,183	\$551,366	\$80,496	\$905	\$5,205
Cabrilla, spotted								635	
								\$635	
Cod, Pacific	4								
	\$1								
Corvina, shortfin								10	1,037
								\$25	\$794
Croaker, white			382	44,330	52,343	2,483	92,581	227,578	145,616
			\$147	\$20,657	\$22,910	\$1,383	\$55,597	\$161,388	\$86,674
Croaker, yellowfin									55
									\$28
Dolphin (fish)		13					10,236	666	
		\$13					\$4,839	\$591	
Eel				32	6	12	5		
				\$87	\$2	\$27	\$16		
Eel, California moray							611	6,192	713
							\$5,575	\$16,562	\$4,665
Eel, wolf (wolf-eel)	129			284	5	11	5		
	\$45			\$184	\$3	\$41	\$10		
Escolar							2,443	544	
							\$2,545	\$1,088	

[illegible]

Table 5i (continued) <b>Fish:</b>	Eureka	Fort Bragg	Bodega Bay	San Francisco	Monterey	Morro Bay	Santa Barbara	Los Angeles	San Diego
Jacksnelt				94	2,816			2,469	12
				\$44	\$1,926			\$2,125	\$5
Kelpfishes			90						
			\$27						
Lingcod	351,505	267,922	65,210	243,096	134,741	91,507	27,284	3,157	1,033
	\$173,300	\$118,053	\$35,539	\$138,468	\$70,413	\$62,166	\$14,068	\$2,502	\$601
Lizardfish, California					34		433	9,788	29
					\$7		\$148	\$2,842	\$8
Louvar	68	209	345	148	704	957	247	222	2,400
	\$272	\$692	\$831	\$342	\$1,945	\$3,037	\$743	\$547	\$9,016
Mackerel, jack	128		3	538	240,615	19	48,988	3,518,885	1,161
	\$7		\$0.2	\$302	\$70,355	\$3	\$11,306	\$193,564	\$438
Mackerel, Pacific	150	10	4	1,341	1,015,766	100	592,173	17,336,453	68,942
	\$9	\$1	\$0.2	\$517	\$195,129	\$16	\$23,720	\$1,027,428	\$17,411
Midshipman, plainfin				342					
				\$41					
Mullet, striped							40		6,561
							\$20		\$4,770
Needlefish, California							50		
							\$25		
Opah	504	495	1,421	7,870	24,158	18,767	17,033	12,316	61,672
	\$230	\$206	\$688	\$3,165	\$10,281	\$8,079	\$7,239	\$5,271	\$30,545
Opaleye						56	579	328	
						\$88	\$190	\$306	
Prickleback, monkeyface			3	336		424	2		
			\$9	\$729		\$1,521	\$6		
Queenfish					1,289			140	
					\$980			\$32	
Ratfish, spotted				1					5
				\$0.4					\$2
Ray, bat	1,099								
	\$352								
Ray, Pacific electric							2,759	780	
							\$6,634	\$2,484	
Ray, unspecified				275			100		
				\$110			\$270		
Sablefish	2,193,764	1,413,571	220,221	562,704	1,057,006	483,156	65,808	176,708	13,949
	\$2,701,268	\$1,825,743	\$243,320	\$587,246	\$1,250,645	\$365,516	\$62,177	\$218,197	\$9,579

Table 5i (continued) <b>Fish:</b>	Eureka	Fort Bragg	Bodega Bay	San Francisco	Monterey	Morro Bay	Santa Barbara	Los Angeles	San Diego
Salmon		217	75	724	1,870	31	519		
		\$434	\$86	\$1,431	\$2,628	\$74	\$1,253		
Salmon, Chinook	30,916	129,393	834,338	2,557,927	2,446,075	581,027	183,509	14,278	92
	\$53,372	\$229,560	\$1,497,730	\$4,798,519	\$4,016,942	\$1,050,517	\$334,500	\$27,087	\$267
Salmon, chum				13					
				\$23					
Salmon, coho			5,062		10	92			
			\$8,856		\$25	\$191			
Salmon, pink				50					
				\$88					
Salmon, roe (Chinook and coho)		128	127	351	829				
		\$134	\$127	\$715	\$1,216				
Sanddab	377,761	18,915	59,312	788,182	231,996	880	470	2,746	3,366
	\$121,693	\$6,052	\$19,074	\$282,798	\$99,254	\$268	\$393	\$7,571	\$3,613
Sanddab, Pacific						9,743	32	35	98
						\$745	\$16	\$105	\$279
Sardine, Pacific	3,398			3,512	12,517,999		1,048,343	75,320,536	11,789
	\$850			\$482	\$517,091		\$58,567	\$2,997,284	\$3,461
Saury, Pacific				53					
				\$21					
Scorpionfish, California						23	6,872	66,844	17,032
						\$18	\$12,047	\$111,223	\$23,177
Sculpin, staghorn			266	1,163				409	
			\$547	\$3,613				\$383	
Sculpin, yellowchin								4	
								\$2	
Seabass, white				166	1,813	714	40,290	20,739	9,571
				\$389	\$2,950	\$1,760	\$100,846	\$41,611	\$16,385
Senorita								5	217
								\$21	\$108
Shad, American				60	48				
				\$24	\$10				
Shad, threadfin				35,086					
				\$61,537					
Shark, bigeye thresher					4,439	1,712	814	9,127	24,253
					\$3,434	\$1,027	\$469	\$6,398	\$13,903
Shark, blue	49	170		60				7,043	38
	\$25	\$80		\$60				\$2,423	\$23



Table 5i (continued) <b>Fish:</b>	Eureka	Fort Bragg	Bodega Bay	San Francisco	Monterey	Morro Bay	Santa Barbara	Los Angeles	San Diego
Shark, brown smoothhound						1	93	360	
						\$1	\$43	\$544	
Shark, gray smoothhound						47	17	100	74
						\$13	\$5	\$10	\$37
Shark, horn							7	74	
							\$0.5	\$111	
Shark, leopard	868		104	5,032	2,762	258	4,235	5,156	246
	\$882		\$108	\$2,405	\$3,965	\$168	\$3,334	\$6,581	\$236
Shark, Pacific angel					836	4,259	9,046	5,514	57
					\$461	\$2,727	\$7,854	\$1,475	\$33
Shark, pelagic thresher					5,823				447
					\$8,465				\$313
Shark, salmon						133			130
						\$48			\$47
Shark, shortfin mako	1,255	2,135	1,621	2,746	8,788	12,377	22,382	31,724	62,251
	\$1,677	\$2,719	\$2,286	\$3,121	\$11,149	\$15,201	\$16,882	\$34,384	\$78,436
Shark, soupfin	896	880	57	5,476	14,472	3,203	13,607	9,892	15,429
	\$903	\$945	\$57	\$4,267	\$10,652	\$1,937	\$9,505	\$9,913	\$16,943
Shark, spiny dogfish				112		120			
				\$39		\$12			
Shark, swell							125		
							\$96		
Shark, thresher	1,989	2,051	1,198	9,126	29,301	48,109	70,824	54,218	125,519
	\$2,042	\$1,846	\$1,779	\$11,224	\$44,313	\$57,672	\$95,247	\$78,865	\$179,572
Shark, unspecified	281		249	2,336	5,312	124	16,097	356	322
	\$369		\$177	\$1,033	\$5,187	\$80	\$15,452	\$94	\$245
Shark, white								102	230
								\$457	\$1,035
Sharks, cow	81								
	\$81								
Sheephead, California	13		2,672		63	6,653	138,280	42,524	63,451
	\$26		\$2,672		\$47	\$14,984	\$355,798	\$130,212	\$198,355
Silversides	1,200								
	\$392								
Skate, big				230					
				\$87					
Skate, unspecified	280,087	31,893	289	28,535	49,564	4,933	475	17,077	194
	\$45,638	\$4,784	\$137	\$10,462	\$21,268	\$1,532	\$236	\$5,122	\$166

Table 5i (continued) <b>Fish:</b>	Eureka	Fort Bragg	Bodega Bay	San Francisco	Monterey	Morro Bay	Santa Barbara	Los Angeles	San Diego
Smelt, night	1,205,883	11,305			300				
	\$362,983	\$3,944			\$90				
Smelt, surf	799,898	2,583	35	119	506			38	
	\$242,163	\$943	\$25	\$327	\$304			\$11	
Smelt, whitebait	5,855								
	\$3,806								
Smelts, true	5,152							677	
	\$2,562							\$337	
Sole, bigmouth			88		15				
			\$54		\$10				
Sole, Dover	3,839,317	2,498,000	1,567,585	1,126,747	1,821,571	2,560,811	683	3,282	
	\$1,263,729	\$817,898	\$492,270	\$328,448	\$574,358	\$815,088	\$259	\$1,597	
Sole, English	188,298	231,636	108,050	394,915	153,851	15,054	8,821	477	
	\$72,269	\$87,664	\$41,053	\$154,332	\$61,130	\$5,825	\$3,573	\$286	
Sole, fantail					307	220			
					\$271	\$194			
Sole, petrale	503,946	175,326	50,959	309,244	152,124	112,177	1,316	61	
	\$435,017	\$151,700	\$47,179	\$276,693	\$161,755	\$119,315	\$2,030	\$163	
Sole, rex	407,892	274,260	132,961	120,373	354,854	222,635	277	3,896	28
	\$163,224	\$109,704	\$52,753	\$42,440	\$141,243	\$88,293	\$114	\$1,763	\$20
Sole, rock	9	1,890	808	12,763	153	15		53	
	\$3	\$709	\$305	\$6,138	\$104	\$5		\$53	
Sole, sand	22,640	212	48	50,871	6,380	1,345			
	\$18,410	\$144	\$41	\$42,073	\$3,799	\$1,196			
Sole, unspecified				3		2,090	11,256	68,982	470
				\$2		\$1,225	\$7,047	\$34,651	\$353
Stickleback, threespine				31					
				\$1,020					
Stingray						48			
						\$17			
Sunfish, ocean		117							
		\$94							
Surfperch, barred	81	29			3	39,808	61		
	\$49	\$29			\$2	\$72,087	\$104		
Surfperch, black						117			
						\$204			
Surfperch, pile	1,160								
	\$1,160								

Table 5i (continued) <b>Fish:</b>	Eureka	Fort Bragg	Bodega Bay	San Francisco	Monterey	Morro Bay	Santa Barbara	Los Angeles	San Diego
Surfperch, rainbow						23			
						\$22			
Surfperch, redbtail	37,173	163		614		73			
	\$36,393	\$163		\$614		\$129			
Surfperch, rubberlip				42		5		370	
				\$60		\$6		\$352	
Surfperch, shiner	45								
	\$27								
Surfperch, unspecified	680	170	23	2,201	669	2,285	134	3,599	112
	\$403	\$170	\$35	\$3,267	\$4,340	\$3,808	\$86	\$3,313	\$86
Surfperch, walleye	4								
	\$5								
Swordfish	42,827	68,039	70,995	81,886	272,682	142,137	455,198	204,243	426,729
	\$164,697	\$280,826	\$276,029	\$298,834	\$998,828	\$523,403	\$1,200,754	\$956,476	\$1,784,297
Thornyhead, longspine	2,467,549	1,192,913	294,746	226,975	734,235	940,249		141	
	\$2,411,363	\$1,222,575	\$278,281	\$231,382	\$780,648	\$947,926		\$423	
Thornyhead, shortspine	625,605	335,607	122,295	73,966	239,913	269,055			
	\$714,785	\$417,951	\$139,302	\$94,529	\$259,098	\$279,144			
Thornyheads (unspecified)	75,347	5,042	16,793	44,252	87,408	94,351	70,441	100,783	8,204
	\$83,035	\$5,205	\$17,877	\$44,574	\$81,661	\$95,560	\$57,483	\$143,171	\$5,751
Tomcod, Pacific		52						151	
		\$21						\$136	
Tuna, albacore	501,712	55,794	22,240	39,929	417,926	30,170	14,743	711,743	39,084
	\$409,721	\$46,365	\$17,307	\$36,826	\$333,487	\$27,903	\$14,426	\$591,010	\$33,394
Tuna, bigeye							73,316	10,851	1,308
							\$187,449	\$68,780	\$3,297
Tuna, bluefin	2,373	2,450	5,554	3,023	13,930	4,704	8,216	1,324,731	3,452
	\$7,119	\$4,710	\$11,979	\$7,551	\$35,890	\$7,730	\$30,565	\$865,600	\$3,105
Tuna, skipjack		1,249	666		1,699	1,233	1,120	14,607,748	713,777
		\$1,698	\$333		\$802	\$577	\$1,008	\$4,542,854	\$242,400
Tuna, skipjack, black								221,937	
								\$48,737	
Tuna, unspecified					897	24	88		2,027
					\$1,305	\$72	\$134		\$4,857
Tuna, yellowfin				144	370	63	4,156	6,491,464	47,741
				\$345	\$130	\$158	\$8,436	\$2,938,454	\$24,698
Turbot	9,358	22	336	4,119	65	1,062			
	\$1,580	\$7	\$100	\$1,222	\$23	\$363			

Table 5i (continued) <b>Fish:</b>	Eureka	Fort Bragg	Bodega Bay	San Francisco	Monterey	Morro Bay	Santa Barbara	Los Angeles	San Diego
Turbot, curlfin						76			199
						\$29			\$129
Turbot, hornyhead						333			
						\$119			
Wahoo							372	5,497	85
							\$372	\$3,752	\$17
Whitefish, ocean	7				8	2	16,413	8,058	3,335
	\$1				\$5	\$1	\$9,616	\$4,316	\$1,765
Whiting, Pacific	9,015,207			552		9		2,054	463
	\$453,153			\$127		\$5		\$3,001	\$197
Yellowtail	40		150				20	3,387	6,192
	\$49		\$185				\$20	\$3,734	\$8,052

**Rockfish:**

Rockfish, bank				51,920	26,295	11,861	15,165		1,135
				\$22,713	\$10,750	\$5,960	\$6,163		\$874
Rockfish, black	213,751	3,789	4,140	17,671	3,595	1,726	98	158	
	\$111,777	\$1,891	\$2,162	\$10,963	\$2,192	\$781	\$147	\$126	
Rockfish, blackgill	266		4,126	23,733	20,067	46,769	96,838	162,897	56,778
	\$134		\$1,952	\$10,775	\$11,246	\$24,884	\$75,061	\$105,253	\$49,868
Rockfish, blue	12,352	6,560	1,986	6,078	11,163	1,888	195	135	
	\$6,072	\$3,285	\$1,372	\$4,778	\$6,624	\$1,060	\$78	\$68	
Rockfish, bocaccio	96,896	182,438	117,173	194,201	454,709	325,801	201,450	101,399	4,841
	\$39,133	\$68,423	\$45,817	\$82,666	\$214,731	\$125,513	\$86,846	\$68,919	\$2,995
Rockfish, bronzespotted							627		
							\$627		
Rockfish, brown	480		377	1,394	734	6	464	121	267
	\$445		\$644	\$2,966	\$294	\$15	\$464	\$121	\$294
Rockfish, canary	193,190	72,956	6,919	53,045	15,062	798			
	\$119,804	\$46,084	\$3,628	\$41,848	\$8,231	\$318			
Rockfish, chilipepper	33,509	439	152,740	901,484	1,436,642	272,796	9,644	5,485	7,094
	\$16,227	\$220	\$79,874	\$385,239	\$653,467	\$127,272	\$4,503	\$3,231	\$5,603
Rockfish, China	9,343	2,485	26,676	9,779	6,859	3,014			
	\$13,410	\$3,402	\$57,013	\$17,761	\$10,123	\$7,062			
Rockfish, copper	28,312	7,209	12,221	23,271	9,326	4,901	10,024	2,328	
	\$27,962	\$6,855	\$25,811	\$41,787	\$11,003	\$9,648	\$11,439	\$2,626	

Table 5i (continued) <b>Rockfish:</b>	Eureka	Fort Bragg	Bodega Bay	San Francisco	Monterey	Morro Bay	Santa Barbara	Los Angeles	San Diego
Rockfish, cowcod		4		697	1,300	6,351	25,534	17,015	1,228
		\$4		\$272	\$800	\$6,770	\$25,516	\$25,217	\$1,617
Rockfish, flag						10	995		
						\$5	\$885		
Rockfish, gopher	8		1,828	744	128	9,395	3,358	1,698	169
	\$14		\$2,757	\$2,098	\$128	\$22,678	\$6,822	\$1,676	\$210
Rockfish, grass	6			77	503	70,580	37,548		
	\$29			\$276	\$1,449	\$318,020	\$186,443		
Rockfish, greenspotted	655	11,118		3,459	124				
	\$559	\$10,206		\$2,763	\$87				
Rockfish, greenstriped	2,395		1,314	183	274	23	30		
	\$543		\$527	\$48	\$109	\$23	\$30		
Rockfish, group black/blue	31			353					
	\$15			\$389					
Rockfish, group bolina			9,602	33,053	3,040	10,204	161	170	
			\$16,882	\$81,590	\$3,531	\$8,938	\$197	\$170	
Rockfish, group canary/vermillion	227								
	\$204								
Rockfish, group deepwater reds	9				36,563				
	\$6				\$17,123				
Rockfish, group gopher			9,968	11,080	31,231	113,899	1,734		
			\$21,982	\$21,190	\$47,761	\$248,368	\$3,147		
Rockfish, group red	51,075	5,755	23,073	136,095	115,830	131,282	450,737	97,420	33,441
	\$36,978	\$2,956	\$14,230	\$81,942	\$81,629	\$166,543	\$467,234	\$135,981	\$40,785
Rockfish, group rosefish		19,000		79,081	347,586	204,996	1	265	
		\$4,940		\$24,566	\$133,761	\$56,745	\$1	\$278	
Rockfish, group small	456,935	190,194	54,404	45,107	135,405	36,815	3,317	1,555	602
	\$137,934	\$50,099	\$17,033	\$17,660	\$37,873	\$23,797	\$2,825	\$2,007	\$480
Rockfish, kelp			63	61	289	4,597	297		
			\$54	\$43	\$244	\$5,327	\$416		
Rockfish, olive				200	101	263			
				\$140	\$51	\$120			
Rockfish, Pacific ocean perch							20		
							\$7		
Rockfish, quillback	6,670	1,021		2,556	1,201				
	\$8,644	\$1,157		\$6,296	\$360				
Rockfish, redbanded	1,862	250					61		
	\$1,153	\$135					\$72		

Table 5i (continued) <b>Rockfish:</b>	Eureka	Fort Bragg	Bodega Bay	San Francisco	Monterey	Morro Bay	Santa Barbara	Los Angeles	San Diego
Rockfish, rosethorn	578	8,129		1,038	503				
	\$402	\$3,951		\$768	\$232				
Rockfish, rosy				202					
				\$103					
Rockfish, shortbelly				8,246	4,354				
				\$825	\$1,132				
Rockfish, speckled						10			
						\$10			
Rockfish, splitnose	18								
	\$32								
Rockfish, squarespot				85	9				
				\$34	\$7				
Rockfish, starry				107		8	3,170	1,765	
				\$305		\$2	\$3,577	\$2,882	
Rockfish, treefish						187	10		2
						\$647	\$58		\$8
Rockfish, unspecified	988,952	1,678,213	297,922	360,426	162,345	488,910	192,006	72,071	88,669
	\$392,671	\$638,518	\$130,694	\$181,079	\$84,112	\$252,032	\$142,787	\$84,295	\$88,404
Rockfish, vermilion	5,143	1,908	109	27,380	10,712	207	360	320	362
	\$4,740	\$1,645	\$60	\$22,449	\$12,369	\$255	\$709	\$550	\$456
Rockfish, widow	1,621,406	524,096	501,300	544,379	426,737	114,669	4,195	4,800	
	\$542,969	\$176,818	\$172,113	\$215,762	\$188,651	\$48,485	\$1,798	\$1,577	
Rockfish, yelloweye	37,224	24,749	86	2,069	2,553	38	230		
	\$51,509	\$30,906	\$54	\$2,174	\$2,608	\$171	\$276		
Rockfish, yellowtail	249,127	54,379	19,657	137,836	59,224	10,334	3,065	64	
	\$97,960	\$28,381	\$8,901	\$70,267	\$37,887	\$5,261	\$1,226	\$82	

**Crustaceans:**

Crab, box			7				20		55
			\$7				\$17		\$55
Crab, claws						953	1,771	347	741
						\$626	\$1,505	\$249	\$792
Crab, Dungeness	5,722,383	792,304	989,479	1,510,200	175,488	44,314	45	2,327	705
	\$8,234,570	\$1,513,995	\$1,724,293	\$2,730,724	\$328,018	\$113,831	\$83	\$4,380	\$883
Crab, king						34	81		
						\$136	\$81		

Table 5i (continued) <b>Crustaceans:</b>	Eureka	Fort Bragg	Bodega Bay	San Francisco	Monterey	Morro Bay	Santa Barbara	Los Angeles	San Diego
Crab, red rock							1 \$1	20 \$22	
Crab, rock unspecified	16,173 \$21,351	196 \$390	17,232 \$23,667	50,705 \$58,774	24,383 \$29,714	247,779 \$277,165	393,635 \$473,568	78,143 \$99,005	107,289 \$119,569
Crab, sand		51 \$1,275							
Crab, shore									40 \$40
Crab, spider	625 \$625			2 \$7		2,960 \$2,655	35,319 \$29,004	13,398 \$11,315	7,122 \$4,115
Crab, tanner	5,914 \$5,914		10 \$10		520 \$590	342 \$1,368		55 \$29	
Crab, yellow rock							111,760 \$134,166		
Crustacean, unspecified								19 \$49	
Lobster, California spiny	66 \$590			197 \$1,633		71 \$571	205,074 \$1,713,798	185,799 \$1,476,342	224,976 \$1,654,057
Prawn, ridgeback						13 \$9	371,870 \$428,014	42,777 \$38,057	
Prawn, spot	123 \$769	17 \$107		43 \$283	24,566 \$165,919	221,367 \$1,407,994	97,578 \$647,689	27,425 \$212,038	23,816 \$161,366
Shrimp, bay	1,951 \$8,484		17,890 \$89,583	78,197 \$328,074	15 \$4				
Shrimp, brine				935,656 \$795,308					9,361 \$7,957
Shrimp, coonstriped	2,486 \$3,729								
Shrimp, Pacific Ocean	4,303,117 \$3,109,191	235,719 \$173,566				1,178,501 \$867,371	67,607 \$53,315		
Shrimp, red rock								186 \$276	
Shrimp, unspecified							105 \$158		

Table 5i (continued) <b>Echinoderms:</b>	Eureka	Fort Bragg	Bodega Bay	San Francisco	Monterey	Morro Bay	Santa Barbara	Los Angeles	San Diego
Echinoderm, unspecified								15	
								\$75	
Sea cucumber, unspecified			4,173		200	52	402,959	159,501	23,003
			\$4,173		\$40	\$13	\$276,484	\$117,635	\$14,381
Sea stars				55				320	
				\$36				\$371	
Urchin, purple sea	871	28,850	3,480	535			25,896	17,880	2,290
	\$1,008	\$24,380	\$13,296	\$321			\$22,325	\$26,017	\$2,134
Urchin, red	95,709	3,867,355	763,529	12,854		1,611	10,420,925	5,623,443	1,471,395
	\$63,351	\$3,517,144	\$607,810	\$6,518		\$1,289	\$10,969,876	\$5,486,396	\$1,854,496
Urchin, white			80					3,807	
			\$160					\$8,736	
<b>Mollusks:</b>									
Abalone, green							115	765	194
							\$1,283	\$9,269	\$1,958
Abalone, pink						10	6,042	7,810	2,535
						\$100	\$63,509	\$84,074	\$24,964
Abalone, pinto							46		
							\$130		
Abalone, red			15	73,500		2,816	166,173	1,155	1,148
			\$141	\$686,635		\$26,319	\$1,571,292	\$10,874	\$10,551
Abalone, threaded							1		
							\$10		
Abalone, white							20	17	
							\$300	\$340	
Chiton, unspecified									21
									\$26
Clam, California jackknife								2,561	
								\$5,504	
Clam, gaper			5						
			\$5						
Clam, rosy razor				230					50
				\$173					\$40
Limpet, unspecified	54			22				758	
	\$21			\$119				\$4,421	



Table 5i (continued) <b>Mollusks:</b>	Eureka	Fort Bragg	Bodega Bay	San Francisco	Monterey	Morro Bay	Santa Barbara	Los Angeles	San Diego
Mussel							40	13,946	
							\$30	\$10,477	
Octopus, unspecified	1,987	321		101	78	62	139	2,838	56
	\$1,095	\$161		\$89	\$39	\$127	\$51	\$2,972	\$56
Oyster, unspecified				3					
				\$1					
Scallop, rock							35		
							\$17		
Sea hare							5	6,068	
							\$30	\$46,201	
Sea slug								128	120
								\$322	\$721
Snail, bubble								385	
								\$3,943	
Snail, sea	4			85		9	543	2,722	3,547
	\$6			\$72		\$4	\$201	\$8,717	\$956
Snails, moon				6				140	
				\$3				\$70	
Squid, market	3,862		16,500	1,629,986	5,399,325	402,448	111,621,535	40,610,098	1,655
	\$463		\$2,475	\$214,795	\$815,196	\$35,542	\$15,828,003	\$5,158,210	\$579
Whelk, Kellet's							11,204	16,713	2,042
							\$3,629	\$7,059	\$1,017
<b>Plants:</b>									
Algae, marine								170	
								\$174	
<b>Miscellaneous:</b>									
Invertebrates, colonial								379	
								\$1,550	
Sponges								8	
								\$24	
Tunicates			10					241	
			\$20					\$907	
Worms, marine							132	12	
							\$152	\$24	

Table 5i (continued) <b>Miscellaneous:</b>	Eureka	Fort Bragg	Bodega Bay	San Francisco	Monterey	Morro Bay	Santa Barbara	Los Angeles	San Diego
Unspecified species		8,106	51	292	175	684	217	94,852	
		\$4,171	\$26	\$846	\$199	\$530	\$470	\$39,373	
Total pounds	37,892,397	14,701,931	7,255,109	23,959,424	34,083,725	9,904,222	129,075,723	169,279,422	4,092,447
Total ex-vessel value (dollars)	\$23,226,641	\$11,711,293	\$6,758,875	\$23,705,077	\$13,106,182	\$9,479,673	\$36,734,255	\$29,166,586	\$7,001,571

Table 5j. Commercial landings (pounds) and ex-vessel value (dollars) by major fishery group and port complex, 1996

Port Complex and Pounds Landed and Ex-vessel Value (dollars)									
<b>Fish:</b>	Eureka	Fort Bragg	Bodega Bay	San Francisco	Monterey	Morro Bay	Santa Barbara	Los Angeles	San Diego
Anchovy, deepbody								50	
								\$25	
Anchovy, northern				231,772	7,834,859		830,420	526,092	323,631
				\$24,844	\$342,397		\$149,867	\$22,243	\$79,290
Barracuda, California						21	14,417	351,578	3,118
						\$18	\$9,999	\$133,560	\$3,934
Bass, giant sea							906	763	154
							\$1,616	\$919	\$215
Blacksmith								1,207	
								\$1,418	
Bonito, Pacific					371		181,509	794,816	3,775
					\$461		\$22,673	\$176,040	\$658
Butterfish (Pacific pompano)				1,067	4,571	28	1,745	83	
				\$1,070	\$9,765	\$17	\$974	\$8	
Cabazon	3,199	25,396	1,408	699	2,320	188,206	22,675	315	1,013
	\$1,609	\$55,088	\$4,098	\$941	\$7,258	\$676,813	\$94,061	\$488	\$2,254
Cod, Pacific	10								
	\$4								
Corvina, shortfin									1,245
									\$929
Croaker, unspecified							20		
							\$10		
Croaker, white		68	184	39,587	119,701	1,882	104,321	153,923	109,120
		\$27	\$157	\$24,450	\$51,575	\$681	\$59,717	\$115,655	\$63,274
Dolphin (fish)							18,308	929	265
							\$9,245	\$952	\$460

Table 5j (continued) <b>Fish:</b>	Eureka	Fort Bragg	Bodega Bay	San Francisco	Monterey	Morro Bay	Santa Barbara	Los Angeles	San Diego
Eel				11		23	13	40	45
				\$44		\$87	\$33	\$80	\$90
Eel, California moray							166	4,089	636
							\$1,180	\$13,226	\$1,938
Eel, spotted cusk-									128
									\$64
Eel, wolf (wolf-eel)		38		5					
		\$72		\$6					
Escolar							1,260	219	40
							\$1,132	\$421	\$80
Fish, unspecified	5,202		400	70	43	6	639	54	108
	\$1,731		\$317	\$267	\$43	\$5	\$311	\$156	\$68
Flounder, arrowtooth	108,382	146	3	1,884					
	\$10,991	\$15	\$0.3	\$838					
Flounder, starry	15,705		64	24,864	8,424	153	76		
	\$5,943		\$23	\$11,441	\$3,568	\$210	\$131		
Flounder, unspecified		5	4	216	1,493	9,569	39		
		\$8	\$5	\$173	\$854	\$13,524	\$160		
Goby, yellowfin			57	1,310					
			\$249	\$1,513					
Greenling, kelp	4	1,527	227	244	506	1,736		1,466	
	\$2	琰聿聿蘆82	\$225	\$329	\$709	\$6,848		\$2,281	
Grenadiers	262,506	174,149	45,694	36,524	1,989,811	1,260			
	\$31,498	\$20,880	\$5,483	\$5,012	\$289,733	\$258			
Guitarfish, shovelnose						511	8,181	3,882	4
						\$303	\$5,065	\$5,075	\$3
Hagfish	51,083	131,347						15	
	\$8,957	\$27,757						\$3	
Halfmoon						266	222	53	
						\$200	\$356	\$50	
Halibut, California	32,022	193	13,293	364,685	111,834	45,644	220,645	86,361	39,559
	\$59,468	\$501	\$30,476	\$909,669	\$257,518	\$126,300	\$677,951	\$288,150	\$138,397
Halibut, Pacific	341	7,163							
	\$853	\$18,253							
Halibut, unspecified								27	
								\$36	
Herring roe on kelp				255,162					
				\$807,208					

Table 5j (continued) <b>Fish:</b>	Eureka	Fort Bragg	Bodega Bay	San Francisco	Monterey	Morro Bay	Santa Barbara	Los Angeles	San Diego
Herring, Pacific					548,083 \$403,171				
Herring, roe	189,180 \$259,390	5,393 \$8,828	708,418 \$1,048,547	10,476,689 \$12,938,277					
Herring, round		1,390 \$348						46,431 \$2,284	
Jacksmelt			244 \$61	34 \$21	7,710 \$4,911			28,674 \$16,602	
Kelpfishes								350 \$70	
Lingcod	274,385 \$131,136	184,062 \$97,214	52,240 \$27,056	306,995 \$173,971	158,503 \$73,904	70,551 \$56,101	16,498 \$10,862	2,295 \$2,021	423 \$575
Lizardfish, California							909 \$324	7,173 \$2,158	2,122 \$699
Louvar	116 \$232		426 \$385	659 \$1,527	4,564 \$14,170	556 \$1,692	111 \$549	150 \$485	2,931 \$11,226
Mackerel, bullet					3,433 \$481				240 \$34
Mackerel, jack				1,740 \$563	200,564 \$15,020		67,889 \$4,148	4,527,810 \$275,137	
Mackerel, Pacific	4,916 \$737	805 \$190	54 \$14	7,832 \$1,934	1,549,908 \$101,997	24 \$5	219,166 \$45,739	19,318,160 \$1,137,299	56,905 \$15,053
Mackerel, unspecified	6,090 \$1,523			1,932 \$483			16 \$4	82 \$16	
Mullet, striped								3,469 \$867	7,007 \$4,968
Oilfish							2,934 \$5,864	230 \$460	2 \$4
Opah	862 \$408	185 \$93	1,816 \$930	8,987 \$4,138	39,530 \$15,957	9,089 \$4,281	7,577 \$3,009	15,457 \$6,847	97,469 \$48,818
Opaleye							197 \$379	789 \$499	
Prickleback, monkeyface				295 \$885		266 \$917			
Queenfish					143 \$63				
Ray, bat							985 \$202	2,169 \$445	

Table 5j (continued) <b>Fish:</b>	Eureka	Fort Bragg	Bodega Bay	San Francisco	Monterey	Morro Bay	Santa Barbara	Los Angeles	San Diego
Ray, Pacific electric							1,953	135	
							\$10,784	\$888	
Ray, unspecified					86		30	10	
					\$120		\$6	\$10	
Sablefish	2,283,617	1,297,441	317,798	802,725	1,546,409	491,119	37,858	200,951	20,279
	\$2,798,640	\$1,739,579	\$401,529	\$947,593	\$1,937,685	\$424,941	\$50,107	\$242,375	\$18,248
Salmon	54	149		21	1,619	61	78		
	\$104	\$311		\$26	\$3,333	\$143	\$195		
Salmon, Chinook	126,172	247,553	326,674	1,369,176	1,874,609	121,699	47,442	1,195	
	\$214,186	\$378,215	\$481,367	\$1,991,903	\$2,551,871	\$223,662	\$107,549	\$1,677	
Salmon, coho		7	7						
		\$7	\$7						
Salmon, pink					7				
					\$6				
Salmon, roe (Chinook and coho)		1,021	486	487					
		\$1,479	\$530	\$854					
Sanddab	499,646	17,429	591	909,232	247,579	52,005	35	6,614	4,041
	\$173,773	\$9,002	\$185	\$317,324	\$72,285	\$3,800	\$37	\$14,061	\$5,358
Sanddab, Pacific						958			
						\$270			
Sardine, Pacific	583				17,610,219		1,424,727	52,739,868	2,648
	\$117				\$861,233		\$52,873	\$2,179,475	\$1,114
Scorpionfish, California		6					9,578	47,175	19,890
		\$3					\$15,360	\$70,805	\$29,760
Sculpin, staghorn			686	948			64		13
			\$2,933	\$3,806			\$244		\$26
Seabass, white				40	816	553	70,150	14,076	10,526
				\$70	\$1,638	\$1,300	\$146,850	\$30,474	\$16,909
Shad, American				338		6			34
				\$118		\$2			\$12
Shad, threadfin				68,022					
				\$109,958					
Shark, bigeye thresher	231				1,942	590	257	2,349	19,372
	\$150				\$1,606	\$236	\$64	\$1,863	\$12,513
Shark, blue				15	4		176	122	3
				\$15	\$2		\$41	\$37	\$1
Shark, brown smoothhound				4				878	
				\$4				\$378	

Table 5j (continued) <b>Fish:</b>	Eureka	Fort Bragg	Bodega Bay	San Francisco	Monterey	Morro Bay	Santa Barbara	Los Angeles	San Diego
Shark, gray smoothhound							172	460	128
							\$93	\$64	\$49
Shark, leopard	1,052			4,497	1,211	144	3,273	3,599	74
	\$1,052			\$2,115	\$759	\$78	\$2,682	\$4,455	\$82
Shark, Pacific angel					283	5,137	11,259	1,006	310
					\$154	\$3,774	\$9,828	\$329	\$213
Shark, pelagic thresher					682			720	102
					\$1,023			\$432	\$102
Shark, sevengill					75	14			
					\$49	\$9			
Shark, shortfin mako	135	396	641	3,656	15,056	4,252	24,229	22,941	70,848
	\$156	\$564	\$850	\$4,358	\$18,264	\$5,510	\$27,424	\$26,047	\$79,896
Shark, smooth hammerhead								384	134
								\$230	\$7
Shark, soupfin	1,457	940	81	5,638	7,867	4,826	20,962	8,186	33,910
	\$1,470	\$940	\$74	\$3,908	\$5,765	\$2,419	\$15,286	\$8,016	\$32,775
Shark, spiny dogfish	691			5	49		575		
	\$1,289			\$11	\$91		\$1,072		
Shark, swell							210		
							\$120		
Shark, thresher	2,403	132	111	3,129	30,012	20,499	149,823	112,734	86,197
	\$3,511	\$211	\$161	\$4,189	\$42,112	\$28,859	\$214,953	\$162,345	\$129,202
Shark, unspecified	43		52	2,091	2,450	56	976	3,704	113
	\$51		\$9	\$1,069	\$1,506	\$18	\$515	\$781	\$91
Shark, white		392					41		79
		\$86					\$38		\$356
Sheephead, California					208	5,149	146,806	40,076	59,797
					\$211	\$10,417	\$386,036	\$111,808	\$185,333
Silversides								162	
								\$37	
Skate, thornback								18	
								\$5	
Skate, unspecified	1,373,004	141,277	3,551	209,015	75,045	6,587	3,085	18,284	228
	\$273,977	\$23,608	\$639	\$63,083	\$21,372	\$2,550	\$1,462	\$5,415	\$185
Smelt, night	1,229,798	23,591	84	310	337				
	\$320,767	\$6,787	\$27	\$250	\$369				
Smelt, surf	792,321	5,056	146	323	21,223	231			
	\$183,613	\$1,162	\$78	\$600	\$4,601	\$116			

Table 5j (continued) <b>Fish:</b>	Eureka	Fort Bragg	Bodega Bay	San Francisco	Monterey	Morro Bay	Santa Barbara	Los Angeles	San Diego
Smelt, whitebait	579				541			875	
	\$145				\$412			\$525	
Sole, butter	1,897								
	\$1,648								
Sole, Dover	4,005,251	2,499,724	1,212,498	1,770,157	1,697,316	2,916,998	2,382	3,209	5
	\$1,223,890	\$746,664	\$359,712	\$469,381	\$520,372	\$922,750	\$839	\$1,495	\$2
Sole, English	318,300	188,671	101,582	435,710	217,507	18,908	102	433	
	\$115,500	\$69,793	\$38,215	\$167,140	\$80,329	\$7,315	\$72	\$156	
Sole, fantail				107		1,427			
				\$107		\$1,437			
Sole, petrale	808,292	166,701	55,481	404,386	245,568	121,012	1,894	305	
	\$663,897	\$138,288	\$58,858	\$369,033	\$258,178	\$124,905	\$2,109	\$271	
Sole, rex	293,968	161,924	56,754	158,764	214,315	211,144	744	346	24
	\$111,104	\$60,345	\$20,856	\$56,667	\$77,430	\$82,381	\$441	\$162	\$36
Sole, rock	24	3,769	28	3,831	167	3			
	\$6	\$1,501	\$11	\$1,775	\$72	\$5			
Sole, sand	50,750	39	354	75,961	4,264	5,780			
	\$35,868	\$28	\$217	\$66,604	\$4,033	\$5,445			
Sole, slender	41								
	\$4								
Sole, unspecified		85		75	330	310	14,533	49,699	359
		\$43		\$46	\$130	\$412	\$9,431	\$22,849	\$247
Stingray				55			20	50	
				\$41			\$10	\$5	
Surfperch, barred	293	33	3,060	68	552	29,152	11		
	\$176	\$33	\$1,479	\$204	\$876	\$49,929	\$17		
Surfperch, black							20		
							\$10		
Surfperch, dwarf		6							
		\$7							
Surfperch, pile	3,493								
	\$3,199								
Surfperch, rainbow				46	2				
				\$69	\$1				
Surfperch, redbait	31,967	523		78		205			
	\$34,034	\$578		\$27		\$357			
Surfperch, rubberlip				84		25	285	536	
				\$110		\$25	\$420	\$509	

Table 5j (continued) <b>Fish:</b>	Eureka	Fort Bragg	Bodega Bay	San Francisco	Monterey	Morro Bay	Santa Barbara	Los Angeles	San Diego
Surfperch, unspecified	13		404	7,335	7	2,534	363	2,720	130
	\$8		\$458	\$10,838	\$4	\$3,936	\$358	\$2,127	\$106
Surfperch, walleye	1,258								
	\$1,111								
Swordfish	34,960	4,216	20,709	120,203	442,395	73,213	372,479	341,368	357,857
	\$125,792	\$13,421	\$66,763	\$421,765	\$1,503,430	\$247,621	\$787,540	\$1,319,823	\$1,342,432
Thornyhead, longspine	2,426,660	934,685	237,340	463,260	562,758	757,014	28,337	9,007	945
	\$2,000,104	\$790,177	\$182,419	\$369,133	\$560,226	\$668,842	\$23,990	\$7,625	\$800
Thornyhead, shortspine	621,777	266,155	89,344	120,665	166,484	259,032	14,969	4,262	436
	\$613,116	\$280,637	\$90,568	\$129,998	\$168,112	\$216,305	\$14,728	\$4,193	\$428
Thornyheads (unspecified)	26,637	2,258	5,431	38,107	112,330	15,855	12,811	117,905	13,798
	\$24,247	\$2,834	\$4,345	\$39,531	\$117,386	\$13,844	\$10,436	\$167,015	\$12,691
Tomcod, Pacific	10,566	2,855							
	\$1,398	\$343							
Tuna, albacore	1,280,884	189,930	31,612	115,524	475,663	71,756	6,815	9,155,971	3,849
	\$1,154,768	\$159,234	\$38,149	\$108,985	\$378,154	\$64,441	\$5,245	\$8,820,738	\$2,247
Tuna, bigeye					166		72,662	36,812	1,365
					\$332		\$156,069	\$103,811	\$3,782
Tuna, bluefin	4,186	41	750	12,361	25,843	30,095	6,861	10,239,987	7,475
	\$7,213	\$41	\$1,333	\$18,337	\$44,283	\$40,329	\$30,345	\$3,890,328	\$10,236
Tuna, skipjack			101	10	17	153	115	11,902,217	121,956
			\$169	\$5	\$14	\$686	\$52	\$3,949,762	\$33,709
Tuna, skipjack, black								184,420	
								\$37,067	
Tuna, unspecified					169	138	864	5,022	755
					\$169	\$345	\$821	\$29,333	\$1,414
Tuna, yellowfin				2,480	276		4,088	7,345,211	24,265
				\$8,060	\$690		\$5,743	\$3,084,961	\$40,991
Turbot	8,954			6,105	88	937		366	
	\$2,137			\$1,932	\$28	\$355		\$162	
Turbot, hornyhead						105			
						\$37			
Wahoo							521	2,931	
							\$616	\$2,931	
Whitefish, ocean							26,557	1,426	3,467
							\$17,861	\$587	\$1,991
Whiting, Pacific	6,393,643	627		102	6		60	646	100
	\$237,757	\$226		\$11	\$3		\$26	\$821	\$50



Table 5j (continued) <b>Fish:</b>	Eureka	Fort Bragg	Bodega Bay	San Francisco	Monterey	Morro Bay	Santa Barbara	Los Angeles	San Diego
Yellowtail							2,188	11,285	16,207
							\$3,359	\$12,738	\$22,508
Zebraperch						5			
						\$10			
<b>Rockfish:</b>									
Rockfish, bank	1,466			43,655	7,575	8,984	3,457	558	944
	\$783			\$18,593	\$2,782	\$3,839	\$1,768	\$335	\$733
Rockfish, black	235,801	4,692	5,944	24,277	2,171	7		37	
	\$126,849	\$2,481	\$2,817	\$18,300	\$2,354	\$4		\$7	
Rockfish, black-and-yellow		7							
		\$30							
Rockfish, blackgill	2	1,798	2,789	13,236	56,699	21,173	126,597	218,292	39,273
	\$2	\$1,347	\$1,609	\$7,005	\$29,432	\$10,191	\$102,857	\$162,784	\$39,692
Rockfish, blue	9,902	1,457	4,578	3,400	2,592	1,832	1,550		
	\$5,864	\$744	\$2,461	\$3,162	\$1,568	\$934	\$618		
Rockfish, bocaccio	72,825	38,713	84,828	225,919	251,401	210,023	84,869	40,661	12,806
	\$33,680	\$13,578	\$35,178	\$96,709	\$91,154	\$85,080	\$41,033	\$25,172	\$9,832
Rockfish, brown	326		1,322	1,081					
	\$416		\$1,259	\$2,131					
Rockfish, canary	213,471	74,372	17,013	96,694	1,933	756	9		
	\$106,677	\$52,191	\$10,652	\$84,072	\$2,006	\$621	\$7		
Rockfish, chilipepper	39,018	3,999	144,956	971,313	1,347,715	223,152	13,646	729	4,903
	\$18,052	\$1,913	\$75,252	\$407,878	\$571,386	\$105,056	\$6,506	\$568	\$4,131
Rockfish, China	7,334	14,523	4,179	5,481	2,739	4,084	30	20	
	\$10,379	\$28,889	\$6,965	\$11,344	\$4,887	\$7,724	\$60	\$12	
Rockfish, copper	16,782	33,453	28,515	36,607	2,466	10,069	12,888	1,208	
	\$16,246	\$31,350	\$46,453	\$71,654	\$2,902	\$18,873	\$15,057	\$1,199	
Rockfish, cowcod				5,242	389	3,855	15,288	8,193	1,040
				\$2,013	\$187	\$3,548	\$17,923	\$11,050	\$1,373
Rockfish, darkblotched	78			10,000					
	\$36			\$4,600					
Rockfish, flag				18					
				\$20					
Rockfish, gopher		1,425		284	54	178	8,619	247	1,288
		\$2,913		\$589	\$59	\$534	\$14,568	\$234	\$1,302

Table 5j (continued) <b>Rockfish:</b>	Eureka	Fort Bragg	Bodega Bay	San Francisco	Monterey	Morro Bay	Santa Barbara	Los Angeles	San Diego
Rockfish, grass	414	1,564	9	14	1,249	67,204	22,823		
	\$1,139	\$6,510	\$41	\$77	\$5,378	\$298,057	\$114,231		
Rockfish, greenspotted	872	32,299		8,041	114	51	408		
	\$659	\$32,450		\$5,001	\$83	\$247	\$163		
Rockfish, greenstriped	876			438	145		70		
	\$193			\$115	\$45		\$28		
Rockfish, group black/blue	1,898		328						
	\$949		\$224						
Rockfish, group bolina			19,433	53,656	2,336	20,416	1,498		
			\$41,883	\$124,483	\$3,178	\$35,207	\$1,777		
Rockfish, group canary/vermillion		33							
		\$30							
Rockfish, group deepwater reds	3,498	161			2,479				
	\$2,557	\$121			\$1,116				
Rockfish, group gopher		5,113	2,969	1,693	17,429	173,196	20,895	25	
		\$14,343	\$7,354	\$3,819	\$50,604	\$421,489	\$33,282	\$49	
Rockfish, group red	131,262	4,903	28,567	375,758	74,434	139,120	389,950	59,714	21,468
	\$52,580	\$5,006	\$19,412	\$188,815	\$42,907	\$186,904	\$460,731	\$84,449	\$27,844
Rockfish, group rosefish		19,716	872	93,950	319,418	159,982		241	
		\$4,762	\$192	\$28,095	\$86,198	\$38,485		\$64	
Rockfish, group small	442,759	228,480	99,424	105,286	253,667	77,687	3,134	546	
	\$111,223	\$55,765	\$25,152	\$37,985	\$58,582	\$28,653	\$3,333	\$721	
Rockfish, kelp	5	34		411	179	3,342	326		
	\$9	\$37		\$231	\$160	\$5,908	\$1,032		
Rockfish, olive	23	448		156	13	81			
	\$65	\$1,873		\$94	\$19	\$38			
Rockfish, Pacific ocean perch			45						
			\$135						
Rockfish, quillback	5,670	1,180		11,087					
	\$7,475	\$1,618		\$26,610					
Rockfish, redbanded	970			134					
	\$750			\$88					
Rockfish, rosethorn	431	14,499		797	27	23	78		
	\$201	\$7,153		\$847	\$32	\$81	\$98		
Rockfish, rosy			39						
			\$34						
Rockfish, shortbelly	957			11,859	48,624				
	\$89			\$1,393	\$4,209				

Table 5j (continued) <b>Rockfish:</b>	Eureka	Fort Bragg	Bodega Bay	San Francisco	Monterey	Morro Bay	Santa Barbara	Los Angeles	San Diego
Rockfish, speckled						184	4,522		
						\$186	\$1,809		
Rockfish, splitnose			370						
			\$107						
Rockfish, starry			80	219				156	
			\$168	\$235				\$241	
Rockfish, swordspine		1,423							
		\$1,399							
Rockfish, treefish					1,044	382	96	14	
					\$478	\$930	\$446	\$7	
Rockfish, unspecified	870,435	1,112,301	229,913	788,369	162,153	407,502	137,066	58,203	85,591
	\$325,598	\$441,376	\$92,176	\$351,041	\$81,438	\$188,634	\$113,643	\$68,844	\$79,550
Rockfish, vermilion	4,552	9,129	6,975	6,562	2,570	518	193	29	291
	\$4,482	\$8,328	\$4,550	\$6,679	\$3,286	\$657	\$252	\$48	\$328
Rockfish, widow	1,399,521	342,051	391,678	557,209	347,979	64,075	4,314		
	\$440,112	\$106,440	\$133,519	\$205,594	\$133,530	\$29,563	\$1,813		
Rockfish, yelloweye	37,193	54,474	4,624	3,172	161	11	32		
	\$39,679	\$83,465	\$6,681	\$3,179	\$205	\$11	\$50		
Rockfish, yellowtail	245,028	41,311	54,590	92,419	23,289	3,777	4,976		
	\$91,344	\$18,814	\$24,525	\$54,231	\$15,779	\$1,890	\$1,990		

**Crustaceans:**

Barnacle			0.4						
			\$20						
Crab, box				2,232			77		
				\$1,169			\$158		
Crab, brown rock						934	8		
						\$934	\$8		
Crab, claws						274	4,566	1,400	250
						\$315	\$4,995	\$1,348	\$267
Crab, Dungeness	10,353,604	311,846	533,051	1,072,419	33,658	23,798	311	4,516	15
	\$13,679,655	\$456,275	\$966,713	\$1,992,066	\$70,713	\$58,028	\$700	\$5,518	\$21
Crab, king						40	64	377	
						\$80	\$161	\$522	
Crab, red rock				11		6,782	13,680	139	
				\$12		\$7,975	\$14,874	\$83	

Table 5j (continued) <b>Crustaceans:</b>	Eureka	Fort Bragg	Bodega Bay	San Francisco	Monterey	Morro Bay	Santa Barbara	Los Angeles	San Diego
Crab, rock unspecified	9,681		9,193	71,404	15,149	210,547	447,543	138,789	140,860
	\$11,682		\$11,631	\$77,643	\$19,662	\$248,350	\$524,330	\$179,543	\$150,078
Crab, sand		4						1	
		\$4						\$2	
Crab, spider						2,588	36,047	18,182	2,035
						\$1,589	\$29,144	\$14,910	\$1,376
Crab, tanner	202								
	\$101								
Crab, yellow rock						1,101	91,401		
						\$1,376	\$103,056		
Crustacean, unspecified								11	
								\$71	
Lobster, California spiny							173,211	229,638	248,563
							\$1,408,567	\$1,810,566	\$1,855,486
Prawn, golden					29				
					\$22				
Prawn, ridgeback				15	80	1,580	528,054	44,231	664
				\$83	\$160	\$6,883	\$727,296	\$39,598	\$996
Prawn, spot	2,726	9,279		127,609	69,398	112,472	138,025	32,664	35,344
	\$14,990	\$64,793		\$861,898	\$444,129	\$762,839	\$975,584	\$230,570	\$224,616
Shrimp, bay		86	33,177	80,136					
		\$86	\$192,157	\$339,175					
Shrimp, brine				1,017,657					19,933
				\$926,068					\$18,139
Shrimp, coonstriped	35,136								
	\$137,374								
Shrimp, ghost								11	
								\$30	
Shrimp, Pacific Ocean	7,851,280	760,168	7,699	95	10	704,819	27,015		
	\$4,705,652	\$456,037	\$4,619	\$38	\$6	\$425,432	\$16,571		
Shrimp, red rock					60			39	
					\$435			\$352	
Shrimp, unspecified				127			6	61	
				\$831			\$29	\$63	



Table 5j (continued) <b>Mollusks:</b>	Eureka	Fort Bragg	Bodega Bay	San Francisco	Monterey	Morro Bay	Santa Barbara	Los Angeles	San Diego
Mussel				4				11,217	10
				\$5				\$8,531	\$5
Octopus, unspecified	4,542	1,994	159	939		117	117	2,016	68
	\$2,453	\$977	\$84	\$588		\$134	\$65	\$1,885	\$54
Sea hare								4,781	
								\$43,561	
Sea slug								9	
								\$176	
Snail, bubble								299	
								\$1,714	
Snail, sea							53	1,144	566
							\$27	\$2,298	\$222
Snail, top									721
									\$360
Snails, moon				4		96		110	
				\$1		\$41		\$24	
Squid, jumbo				1,281			244		
				\$1,150			\$244		
Squid, market				733,979	10,299,872	478,022	133,762,948	32,816,966	3,991
				\$115,381	\$1,380,175	\$61,729	\$15,798,881	\$4,366,442	\$799
Whelk, Kellet's						89	12,500	6,750	1,052
						\$41	\$4,922	\$3,119	\$523
<b>Plants:</b>									
Algae, marine								438	1
								\$177	\$1
Kelp								1,678	
								\$1,249	
<b>Miscellaneous:</b>									
Anemones			178	9					
			\$7,100	\$360					
Invertebrates, colonial			186					1,196	10
			\$2,550					\$2,538	\$20
Sponges						1		3	
						\$0.3		\$6	

[illegible]

Table 5k (continued) <b>Fish:</b>	Eureka	Fort Bragg	Bodega Bay	San Francisco	Monterey	Morro Bay	Santa Barbara	Los Angeles	San Diego
Croaker, black								23	10
								\$23	\$8
Croaker, white		89	398	58,750	50,709	5,209	55,865	136,583	37,431
		\$89	\$292	\$45,712	\$20,598	\$1,279	\$33,609	\$96,170	\$25,485
Dolphin (fish)							498	6,234	3,586
							\$505	\$5,254	\$4,370
Eel						2	4	1,165	
						\$9	\$8	\$3,786	
Eel, California moray							7	4,081	731
							\$10	\$9,552	\$3,764
Eel, spotted cusk-									45
									\$22
Eel, wolf (wolf-eel)	2			9					
	\$5			\$4					
Escolar						17	425	126	
						\$34	\$383	\$103	
Fish, unspecified	716	42	3,314				490	37	
	\$462	\$21	\$1,790				\$308	\$130	
Flounder, arrowtooth	102,859	97		1,783					
	\$10,287	\$10		\$797					
Flounder, starry	30,458	410	85	48,876	9,625	5,019	117		
	\$10,902	\$205	\$82	\$20,872	\$4,938	\$6,285	\$131		
Flounder, unspecified	20	3		688	5,036	1,180	2		
	\$7	\$1		\$347	\$2,177	\$928	\$2		
Goby, yellowfin				60					
				\$360					
Greenling, kelp	2,495	8,544	1,451	685	367	3,621	243	39	
	\$5,257	\$23,069	\$3,953	\$658	\$538	\$15,889	\$1,186	\$39	
Grenadiers	249,782	173,852	26,436	28,757	918,404	11,232			
	\$26,042	\$17,851	\$2,819	\$3,022	\$125,165	\$2,246			
Guitarfish, shovelnose						909	11,329	11,973	122
						\$486	\$5,591	\$3,753	\$153
Hagfish	60							26	
	\$36							\$145	
Halfmoon							134	35	
							\$183	\$48	
Halibut, California	30,180	20	7,344	598,647	242,792	60,744	194,298	119,843	71,307
	\$55,297	\$35	\$16,523	\$1,392,173	\$470,682	\$165,358	\$595,298	\$383,768	\$242,269





Table 5k (continued) <b>Fish:</b>	Eureka	Fort Bragg	Bodega Bay	San Francisco	Monterey	Morro Bay	Santa Barbara	Los Angeles	San Diego
Opah	1,660	1,102	429	9,821	55,744	14,857	3,120	7,951	82,832
	\$540	\$551	\$215	\$4,794	\$19,633	\$5,768	\$1,712	\$3,354	\$34,101
Opaleye						5	86	95	172
						\$4	\$165	\$73	\$103
Prickleback, monkeyface	4		9	107		59			
	\$4		\$35	\$303		\$181			
Queenfish					254			27,617	6
					\$64			\$1,875	\$0.4
Ratfish, spotted								735	
								\$74	
Ray, bat					443		810	2,027	
					\$75		\$170	\$444	
Ray, Pacific electric						144	330	468	
						\$14	\$1,000	\$1,490	
Ray, unspecified			49		445			6,674	
			\$17		\$579			\$709	
Sablefish	2,525,323	1,233,632	134,915	650,174	1,302,989	400,975	100,823	125,204	8,265
	\$3,424,830	\$1,820,920	\$161,959	\$909,946	\$1,853,361	\$446,169	\$176,323	\$210,877	\$7,050
Salmon	229	332		3,317	4,194	263	20	18	
	\$401	\$398		\$6,322	\$7,213	\$541	\$40	\$54	
Salmon, Chinook	17,595	54,064	488,659	2,192,925	2,185,762	322,829	11,308	337	
	\$29,520	\$92,439	\$771,746	\$3,209,059	\$2,643,905	\$534,625	\$23,639	\$634	
Salmon, coho			78	1,380					
			\$74	\$2,760					
Salmon, roe (Chinook and coho)		11	3,066	574					
		\$11	\$1,985	\$1,044					
Sanddab	605,815	15,003	3,523	982,027	427,836	2,147	257	4,423	3,926
	\$193,927	\$4,801	\$1,126	\$316,157	\$126,820	\$659	\$352	\$13,736	\$6,520
Sanddab, Pacific			43	6		992			
			\$11	\$3		\$198			
Sanddab, speckled								30	
								\$9	
Sardine, Pacific			2,412	4,400	29,446,257	38	7,481,244	58,398,700	5,995
			\$796	\$497	\$1,586,545	\$2	\$227,893	\$2,532,685	\$2,961
Sargo							2	476	
							\$3	\$493	
Scorpionfish, California	358			50		83	5,928	62,883	14,169
	\$86			\$83		\$51	\$10,488	\$102,868	\$23,497

Table 5k (continued) <b>Fish:</b>	Eureka	Fort Bragg	Bodega Bay	San Francisco	Monterey	Morro Bay	Santa Barbara	Los Angeles	San Diego
Sculpin, staghorn			265 \$1,095	1,813 \$3,992				131 \$518	12 \$18
Seabass, white				1,628 \$3,037	8,257 \$15,655	975 \$2,612	36,177 \$85,173	7,397 \$13,644	4,120 \$7,974
Shad, American				990 \$990		24 \$4			
Shad, threadfin				64,241 \$102,102					
Shark, bigeye thresher				85 \$64	1,909 \$1,305		232 \$256	17,152 \$21,666	21,552 \$12,364
Shark, blue				75 \$24	6 \$3			143 \$36	12 \$3
Shark, brown smoothhound		30 \$30					2,021 \$765	625 \$438	
Shark, gray smoothhound							219 \$89	614 \$274	174 \$80
Shark, horn								69 \$17	
Shark, leopard	840 \$848		47 \$7	6,528 \$5,568	2,192 \$1,739	175 \$95	4,682 \$3,884	5,088 \$4,887	956 \$1,084
Shark, Pacific angel					564 \$249	6,103 \$4,180	25,428 \$24,034	1,185 \$684	394 \$276
Shark, pelagic thresher		4,752 \$7,059			5,700 \$7,611			3,097 \$4,399	31,613 \$44,318
Shark, salmon						28 \$14	160 \$80		
Shark, sevengill							40 \$22		
Shark, shortfin mako	2,961 \$4,069	1,237 \$1,710	411 \$389	9,770 \$10,303	29,918 \$33,261	7,220 \$9,346	16,749 \$22,563	27,518 \$31,274	114,566 \$124,742
Shark, sixgill				20 \$13			5 \$3		
Shark, smooth hammerhead								119 \$89	263 \$132
Shark, soupfin	2,149 \$2,149	2,689 \$2,689	107 \$90	5,894 \$4,673	12,372 \$10,350	2,736 \$2,045	14,851 \$11,782	9,298 \$8,904	34,838 \$37,131
Shark, spiny dogfish	1,611 \$447		4 \$2	28 \$4			6,020 \$1,671	742 \$210	

Table 5k (continued) <b>Fish:</b>	Eureka	Fort Bragg	Bodega Bay	San Francisco	Monterey	Morro Bay	Santa Barbara	Los Angeles	San Diego
Shark, swell							26		
							\$13		
Shark, thresher	8,253	1,799	416	22,451	41,253	40,598	83,183	71,580	141,955
	\$10,988	\$2,777	\$533	\$25,269	\$54,695	\$61,173	\$124,142	\$106,184	\$204,064
Shark, unspecified	6	50	88	2,449	1,267	601	3,211	3,852	1,396
	\$6	\$20	\$121	\$1,773	\$833	\$298	\$1,702	\$2,727	\$5,201
Shark, white							183	75	
							\$183	\$75	
Sharks, cow				27					
				\$11					
Sheephead, California			109	477	209	3,313	154,912	82,387	60,408
			\$79	\$788	\$277	\$6,923	\$409,874	\$241,291	\$190,159
Silversides				10					120
				\$8					\$36
Skate, big	534								
	\$96								
Skate, thornback								70	
								\$28	
Skate, unspecified	2,259,479	237,360	5,778	221,299	174,796	30,270	2,978	32,483	298
	\$411,717	\$43,679	\$836	\$66,544	\$35,520	\$5,201	\$1,890	\$8,486	\$159
Smelt, night	884,780	9,058	564	43	42				
	\$208,657	\$2,536	\$226	\$32	\$13				
Smelt, surf	842,488	1,007	293	2,674					560
	\$188,639	\$323	\$178	\$3,654					\$127
Smelt, whitebait								40	
								\$10	
Smelts, true	70							30	
	\$18							\$30	
Sole, bigmouth					3				
					\$1				
Sole, butter	57								
	\$21								
Sole, Dover	3,207,108	2,414,505	901,791	1,339,346	1,116,135	2,694,657	16,655	3,480	
	\$954,687	\$715,342	\$250,725	\$320,384	\$285,630	\$821,009	\$10,889	\$1,422	
Sole, English	400,765	241,201	122,904	410,116	229,635	24,758	749	4	
	\$131,693	\$79,872	\$45,436	\$138,618	\$87,284	\$10,034	\$406	\$1	
Sole, fantail				31		193			
				\$39		\$168			

Table 5k (continued) <b>Fish:</b>	Eureka	Fort Bragg	Bodega Bay	San Francisco	Monterey	Morro Bay	Santa Barbara	Los Angeles	San Diego
Sole, petrale	765,133	330,459	75,689	290,202	258,513	111,854	3,934	304	2
	\$613,813	\$284,984	\$75,188	\$273,410	\$270,214	\$113,599	\$4,383	\$338	\$3
Sole, rex	336,206	251,755	52,160	89,149	94,937	175,095	205	62	
	\$117,326	\$88,405	\$18,567	\$31,121	\$35,923	\$70,450	\$257	\$591	
Sole, rock	151	3,614		15,790	1,044	150		13	
	\$56	\$1,345		\$6,521	\$412	\$64		\$8	
Sole, sand	36,732	283	152	64,018	4,806	3,905	22		
	\$26,762	\$204	\$131	\$54,807	\$3,139	\$3,073	\$32		
Sole, unspecified			115	109	1,676	1,135	7,150	37,685	132
			\$115	\$112	\$1,470	\$1,346	\$3,854	\$19,952	\$126
Splittail					340				
					\$398				
Stingray								2,111	
								\$477	
Surfperch, barred	16	46	1,791	53		25,934	197		
	\$18	\$46	\$872	\$245		\$44,327	\$203		
Surfperch, black								303	
								\$76	
Surfperch, calico	67								
	\$43								
Surfperch, pile	1,461								
	\$1,052								
Surfperch, rainbow		2	30		2	17	5		
		\$2	\$15		\$2	\$10	\$5		
Surfperch, redbtail	31,987	181		5		56			
	\$35,156	\$185		\$2		\$62			
Surfperch, rubberlip		4		31			86	141	
		\$4		\$38			\$97	\$138	
Surfperch, shiner			34			1			
			\$34			\$2			
Surfperch, unspecified	659	21	578	3,291	39	6,916	171	367	
	\$591	\$27	\$754	\$4,455	\$30	\$11,652	\$187	\$284	
Surfperch, walleye	2,011								
	\$1,608								
Surfperch, white								12	
								\$4	
Swordfish	51,480	13,429	5,997	118,093	335,736	36,807	407,588	830,385	405,446
	\$163,020	\$48,738	\$19,897	\$355,024	\$1,016,157	\$102,564	\$849,319	\$2,102,992	\$1,414,765

Table 5k (continued) <b>Fish:</b>	Eureka	Fort Bragg	Bodega Bay	San Francisco	Monterey	Morro Bay	Santa Barbara	Los Angeles	San Diego
Thornyhead, longspine	2,027,811	809,578	209,958	328,432	530,348	672,016	27,127		2,354
	\$1,488,795	\$647,736	\$134,906	\$243,343	\$472,174	\$457,088	\$81,382		\$1,771
Thornyhead, shortspine	551,198	256,022	64,219	108,820	118,228	191,938	21,461	644	2,702
	\$523,896	\$254,830	\$59,972	\$111,942	\$112,540	\$162,313	\$54,993	\$613	\$2,573
Thornyheads (unspecified)	32,456	11,309	12,452	15,869	66,394	6,773	28,049	96,024	1,986
	\$25,986	\$12,064	\$7,368	\$16,037	\$66,146	\$4,630	\$52,372	\$186,513	\$1,840
Tomcod, Pacific	11,467	7,111		87					
	\$1,180	\$711		\$52					
Topsmelt				31				102	
				\$23				\$72	
Triggerfish	7						4		
	\$4						\$8		
Tuna, albacore	2,122,539	167,870	171,559	817,042	2,509,012	401,403	32,449	1,030,974	145,404
	\$1,671,180	\$135,573	\$125,814	\$660,045	\$1,941,873	\$285,908	\$29,126	\$823,846	\$124,057
Tuna, bigeye					4,002		63,835	98,608	570
					\$18,009		\$109,431	\$221,186	\$1,041
Tuna, bluefin	5,614	14,057	1,605	28,568	47,203	9,808	3,860	4,837,781	9,634
	\$13,026	\$26,108	\$1,556	\$62,676	\$96,335	\$16,857	\$6,753	\$2,450,798	\$14,872
Tuna, skipjack	448			19	2,063		50	13,010,078	374,427
	\$224			\$8	\$635		\$100	\$5,345,034	\$210,802
Tuna, skipjack, black						2,905		86,534	2,428
						\$654		\$19,470	\$546
Tuna, unspecified				130	911		2,213	19,985	130
				\$85	\$796		\$3,706	\$14,304	\$169
Tuna, yellowfin				81	2,624	267	3,104	10,238,474	280,273
				\$131	\$5,592	\$334	\$3,473	\$4,728,791	\$287,810
Turbot	16,298	20		3,720	54	760		53	
	\$5,574	\$7		\$1,235	\$18	\$314		\$53	
Turbot, curlfin								5	
								\$2	
Wahoo								15,168	1,080
								\$8,473	\$216
Whitefish, ocean						207	18,564	1,249	1,212
						\$201	\$14,394	\$1,013	\$867
Whiting, Pacific	14,026,328						236	1,261	366
	\$605,570						\$67	\$1,377	\$210
Yellowtail							1,722	57,262	14,444
							\$2,304	\$58,775	\$17,927

Table 5k (continued) <b>Fish:</b>	Eureka	Fort Bragg	Bodega Bay	San Francisco	Monterey	Morro Bay	Santa Barbara	Los Angeles	San Diego
Zebraperch								1,060	
								\$795	
<b>Rockfish:</b>	Eureka	Fort Bragg	Bodega Bay	San Francisco	Monterey	Morro Bay	Santa Barbara	Los Angeles	San Diego
Rockfish, aurora					7		90		
					\$2		\$113		
Rockfish, bank			1,101	44,318	290	35,010	727		20
			\$551	\$16,016	\$110	\$16,455	\$823		\$20
Rockfish, black	205,285	31,041	1,268	30,707	677	354			
	\$119,759	\$16,798	\$523	\$17,815	\$488	\$160			
Rockfish, black-and-yellow		888	1						
		\$3,062	\$3						
Rockfish, blackgill	1,237	4,272	7,915	25,981	53,532	117,637	107,972	68,631	27,069
	\$1,113	\$3,135	\$3,937	\$10,058	\$32,800	\$42,516	\$98,710	\$60,149	\$25,821
Rockfish, blue	41,031	7,762	5,241	10,623	13,222	7,749	554		
	\$25,890	\$4,224	\$1,738	\$7,683	\$6,197	\$3,743	\$226		
Rockfish, bocaccio	21,226	74,800	77,997	120,264	149,880	94,065	27,610	22,883	11,248
	\$9,801	\$26,055	\$36,199	\$48,484	\$56,427	\$37,219	\$14,573	\$21,895	\$10,440
Rockfish, bronzespotted					16				
					\$7				
Rockfish, brown	1,624	27	28	2,335	2,597				
	\$1,874	\$43	\$68	\$782	\$602				
Rockfish, canary	198,813	159,016	17,791	94,341	7,669	43			
	\$110,828	\$103,228	\$12,026	\$89,805	\$5,871	\$32			
Rockfish, chilipepper	40,209	39,290	547,507	769,127	1,067,495	323,463	12,977	2,312	556
	\$24,241	\$16,745	\$273,542	\$309,488	\$448,824	\$156,956	\$6,634	\$2,084	\$620
Rockfish, China	8,198	27,643	469	6,906	3,412	977	53		
	\$19,276	\$62,381	\$1,385	\$14,645	\$5,840	\$2,438	\$295		
Rockfish, copper	17,480	48,623	912	22,966	1,878	526	7,907	164	
	\$19,416	\$42,225	\$1,332	\$40,222	\$2,225	\$937	\$11,884	\$164	
Rockfish, copper (whitebelly)								597	
								\$612	
Rockfish, cowcod		100		4,813	1,409	2,106	6,763	5,810	624
		\$108		\$1,835	\$720	\$2,266	\$8,994	\$8,603	\$793
Rockfish, darkblotched	505	1		25,007					
	\$304	\$1		\$9,503					

Table 5k (continued) <b>Rockfish:</b>	Eureka	Fort Bragg	Bodega Bay	San Francisco	Monterey	Morro Bay	Santa Barbara	Los Angeles	San Diego
Rockfish, flag					130				
					\$52				
Rockfish, gopher	131	8,213	308	1,664	1,870	54	6,656	276	236
	\$184	\$28,946	\$915	\$2,635	\$1,120	\$133	\$14,084	\$230	\$236
Rockfish, grass	1,749	26,047	3,443	2,410	1,125	41,091	11,964		
	\$6,647	\$114,318	\$14,472	\$5,660	\$4,809	\$198,657	\$64,022		
Rockfish, greenspotted	378	26,011		7,403	10,517	151	319		
	\$354	\$23,451		\$3,186	\$4,913	\$148	\$520		
Rockfish, greenstriped	240			367	1,153	15	20	114	
	\$65			\$77	\$303	\$2	\$15	\$57	
Rockfish, group black/blue	2,392		1,935	3,865					
	\$1,227		\$749	\$2,526					
Rockfish, group bocaccio/chilipepper								542	
								\$325	
Rockfish, group bolina	111	429	19,139	82,070	2,577	21,072	622		
	\$147	\$566	\$30,535	\$162,545	\$4,091	\$42,207	\$1,639		
Rockfish, group canary/vermillion	58								
	\$123								
Rockfish, group deepwater reds	4,332								
	\$3,375								
Rockfish, group gopher	412	4,707	7,778	10,003	18,687	96,233	3,974		
	\$1,436	\$16,253	\$19,328	\$18,056	\$54,825	\$235,601	\$10,585		
Rockfish, group red	72,299	4,856	75,040	187,869	77,555	111,811	270,909	45,765	4,426
	\$33,759	\$5,854	\$52,627	\$91,449	\$60,030	\$170,646	\$389,362	\$61,742	\$5,721
Rockfish, group rosefish		25,422	85	314,658	277,289	156,029			
		\$6,054	\$21	\$77,260	\$71,783	\$39,704			
Rockfish, group small	345,655	643,093	164,139	97,230	162,139	74,417	726		
	\$83,823	\$150,986	\$41,626	\$30,084	\$53,401	\$23,352	\$1,649		
Rockfish, kelp		53	6	420	459	808	264		
		\$166	\$16	\$357	\$337	\$976	\$251		
Rockfish, olive		319			27	260	39		
		\$1,442			\$53	\$128	\$78		
Rockfish, pink						2			
						\$10			
Rockfish, pinkrose	296								
	\$118								
Rockfish, quillback	7,723	1,162	61	11,732	61				
	\$12,174	\$1,533	\$79	\$17,894	\$85				



Table 5k (continued) <b>Rockfish:</b>	Eureka	Fort Bragg	Bodega Bay	San Francisco	Monterey	Morro Bay	Santa Barbara	Los Angeles	San Diego
Rockfish, redbanded	1,447 \$1,314	33 \$16							
Rockfish, rosethorn	171 \$98	17,138 \$6,585	80 \$52	235 \$205	1,168 \$973				
Rockfish, shortbelly	1,753 \$263	26,413 \$3,428	14,479 \$1,879	2,243 \$257					
Rockfish, speckled				435 \$326		2 \$1			18 \$9
Rockfish, splitnose	2 \$1			934 \$234					
Rockfish, starry				145 \$167					3 \$3
Rockfish, swordspine	2 \$1								
Rockfish, treefish						60 \$143	1,505 \$2,314	179 \$236	
Rockfish, unspecified	463,581 \$179,542	1,759,772 \$628,265	341,442 \$133,939	764,598 \$325,117	158,506 \$80,325	182,123 \$110,622	103,677 \$109,574	34,499 \$44,924	51,674 \$46,157
Rockfish, vermilion	7,657 \$7,722	9,682 \$9,962	2,906 \$1,930	5,076 \$4,855	6,543 \$6,772	71 \$134	3 \$3		84 \$82
Rockfish, widow	1,081,269 \$354,313	703,544 \$219,765	469,780 \$156,794	399,515 \$141,685	177,367 \$61,437	250,492 \$99,316	6,263 \$2,818	37 \$74	
Rockfish, yelloweye	15,616 \$22,802	65,022 \$82,632	1,175 \$946	6,162 \$6,577	4,253 \$4,990		21 \$39		
Rockfish, yellowtail	182,672 \$79,657	121,715 \$53,471	95,378 \$51,732	117,081 \$73,004	21,899 \$11,422	4,812 \$2,851	3,393 \$1,357	762 \$775	

**Crustaceans:**

Crab, box			3,625 \$2,984	941 \$725			391 \$781	587 \$1,215	
Crab, brown rock			2,803 \$1,551			494 \$420	680 \$680		
Crab, claws						256 \$306	3,521 \$3,426	991 \$977	191 \$370
Crab, Dungeness	6,387,578 \$11,058,982	972,576 \$1,754,718	796,654 \$1,833,269	1,690,124 \$3,837,655	54,735 \$159,605	9,717 \$37,546	750 \$2,250	14 \$28	

Table 5k (continued) <b>Crustaceans:</b>	Eureka	Fort Bragg	Bodega Bay	San Francisco	Monterey	Morro Bay	Santa Barbara	Los Angeles	San Diego
Crab, king						4 \$8	18 \$36		
Crab, red rock			3,405 \$3,710			9,607 \$10,261	7,389 \$7,568		300 \$300
Crab, rock unspecified	12,193 \$15,647		87,499 \$97,632	60,426 \$56,390	14,266 \$17,780	163,600 \$190,957	597,594 \$708,338	123,129 \$156,420	122,444 \$125,720
Crab, sand		10 \$14		206 \$412					
Crab, spider			35 \$26		184 \$184	1,421 \$1,082	51,380 \$47,919	37,691 \$34,376	5,090 \$2,694
Crab, tanner	37,051 \$26,706								
Crab, yellow rock						694 \$941	89,497 \$97,302	8 \$9	728 \$761
Crustacean, unspecified	20 \$9								
Lobster, California spiny						45 \$334	288,224 \$2,341,021	292,611 \$2,167,907	333,345 \$2,284,755
Prawn, ridgeback	114 \$342					1,154 \$1,731	375,726 \$679,582	10,555 \$15,061	
Prawn, spot	7,364 \$42,284	18,320 \$123,530	49,790 \$300,632	155,450 \$967,544	79,814 \$528,576	138,233 \$939,192	214,521 \$1,465,724	61,339 \$443,021	36,773 \$229,150
Shrimp, bay	100 \$166		4,422 \$26,255	64,709 \$293,794					
Shrimp, brine				1,549,088 \$1,037,889					29,280 \$19,618
Shrimp, coonstriped	79,170 \$297,404			3 \$6					
Shrimp, ghost									825 \$12,163
Shrimp, Pacific Ocean	12,371,073 \$4,684,449	971,112 \$369,315	36,471 \$15,761	6,422 \$2,248	40 \$8	605,199 \$280,759	11,323 \$10,787		
Shrimp, red rock								15 \$150	
Shrimp, unspecified			11,813 \$5,907				204 \$1,632	435 \$788	

Table 5k (continued) <b>Echinoderms:</b>	Eureka	Fort Bragg	Bodega Bay	San Francisco	Monterey	Morro Bay	Santa Barbara	Los Angeles	San Diego
Echinoderm, unspecified								228	
								\$1,140	
Sea cucumber, unspecified		446			94	2	394,395	30,945	26,758
		\$407			\$46	\$2	\$190,253	\$18,930	\$13,200
Sea stars								486	
								\$642	
Urchin, purple sea		110,734	5,053				359	14,408	392
		\$110,913	\$11,935				\$379	\$22,581	\$238
Urchin, red	63,624	3,600,310	844,533	40,430		4,256	8,312,521	4,236,166	919,135
	\$33,281	\$3,054,096	\$660,919	\$28,480		\$2,817	\$7,172,165	\$3,330,734	\$854,684
Urchin, white								6,457	
								\$32,640	
<b>Mollusks:</b>									
Abalone, red			62	39,113			73,040		109
			\$587	\$370,118			\$690,823		\$1,019
Chiton, unspecified	2,595								
	\$623								
Clam, California jackknife								2,676	
								\$4,044	
Clam, gaper			9						
			\$8						
Limpet, unspecified					99			885	
					\$104			\$5,310	
Mussel				100			250	8,340	
				\$50			\$199	\$6,664	
Octopus, unspecified	18,866	8,526	1,715	4,103	430	148	817	2,831	131
	\$9,389	\$4,308	\$1,601	\$3,147	\$379	\$130	\$797	\$3,423	\$71
Oyster, unspecified					41				
					\$21				
Scallop, rock							6		
							\$3		
Sea hare								6,878	60
								\$50,602	\$360
Sea slug						1		23	
						\$35		\$805	

Table 5k (continued) <b>Mollusks:</b>	Eureka	Fort Bragg	Bodega Bay	San Francisco	Monterey	Morro Bay	Santa Barbara	Los Angeles	San Diego
Snail, bubble								548	
								\$5,474	
Snail, sea			496			413	209	2,134	379
			\$372			\$310	\$105	\$747	\$117
Snail, top				610			164		2,907
				\$458			\$123		\$1,383
Snails, moon						39		31	
						\$20		\$16	
Squid, jumbo				1,149				10,349	661
				\$675				\$4,598	\$343
Squid, market	8,386		112	450,837	18,260,453	62	97,125,258	39,323,586	5,734
	\$2,202		\$56	\$69,334	\$2,863,329	\$13	\$11,820,080	\$5,855,250	\$719
Whelk, Kellet's						151	12,138	5,958	206
						\$74	\$4,836	\$2,836	\$103
<b>Plants:</b>									
Algae, marine								27	
								\$10	
Kelp						2		1,107	
						\$2		\$1,334	
<b>Miscellaneous:</b>									
Invertebrates, colonial			192					1,752	
			\$2,500					\$3,670	
Tunicates								128	
								\$311	
Worms, marine								1,167	
								\$700	
Unspecified species	3,006	15,522	8	813	5,993		258	98,943	46
	\$2,437	\$6,115	\$6	\$2,110	\$1,452		\$129	\$100,230	\$46
Total pounds	53,413,964	16,126,770	6,504,976	36,366,851	77,422,739	8,016,454	120,802,542	170,352,186	3,548,357
Total ex-vessel value (dollars)	\$28,526,816	\$11,622,475	\$5,807,433	\$31,598,033	\$16,874,839	\$6,667,581	\$29,321,330	\$35,079,278	\$6,736,654

Table 5I. Commercial landings (pounds) and ex-vessel value (dollars) by major fishery group and port complex, 1998

Fish:	Port Complex and Pounds Landed and Ex-vessel Value (dollars)								
	Eureka	Fort Bragg	Bodega Bay	San Francisco	Monterey	Morro Bay	Santa Barbara	Los Angeles	San Diego
Anchovy, deepbody				250				400	
				\$3				\$4	
Anchovy, northern				1,000	1,986,679		474,742	745,046	5,078
				\$20	\$52,643		\$79,054	\$39,875	\$1,023
Barracuda, California				131	85	1,361	2,219	118,183	9,152
				\$126	\$65	\$967	\$2,206	\$66,623	\$6,583
Bass, giant sea						21	2,803	3,056	358
						\$46	\$5,124	\$4,668	\$577
Bass, kelp							2		
							\$1		
Blacksmith	274							74	
	\$345							\$93	
Bonito, Pacific				14	1,853	1,376	335,991	2,147,843	8,089
				\$18	\$570	\$637	\$81,547	\$573,878	\$4,889
Butterfish (Pacific pompano)				30	132	1	1,896	132	
				\$18	\$237	\$1	\$1,185	\$89	
Cabazon	16,367	52,231	26,639	19,837	51,276	168,426	37,463	500	22
	\$33,128	\$151,840	\$70,588	\$57,964	\$158,267	\$602,610	\$156,414	\$1,053	\$59
Cabrilla, spotted				16					
				\$18					
Cod, Pacific	47								
	\$21								
Corvina, shortfin									2,131
									\$2,126
Croaker, black								29	
								\$40	
Croaker, unspecified			100	274					
			\$55	\$151					
Croaker, white			248	72,180	19,844	65	5,408	44,302	394
			\$78	\$55,489	\$8,561	\$83	\$3,508	\$33,578	\$261
Dolphin (fish)				383	1,172		402	642	4,371
				\$277	\$2,173		\$592	\$666	\$6,576
Eel				33			11	7	164
				\$72			\$30	\$1	\$492

Table 5I (continued) <b>Fish:</b>	Eureka	Fort Bragg	Bodega Bay	San Francisco	Monterey	Morro Bay	Santa Barbara	Los Angeles	San Diego
Eel, California moray							249	487	3,990
							\$939	\$2,085	\$10,612
Eel, spotted cusk-					1				
					\$1				
Eel, wolf (wolf-eel)		10	4			7			
		\$7	\$2			\$6			
Escolar				3,136	136	23	542	892	643
				\$3,307	\$171	\$46	\$1,084	\$892	\$1,286
Fish, unspecified	1,092	169	186	839	100	500	1,412	372	5
	\$916	\$152	\$125	\$610	\$149	\$350	\$1,604	\$222	\$3
Flounder, arrowtooth	80,455	63		1,549	30	12			
	\$9,136	\$6		\$692	\$12	\$2			
Flounder, starry	39,807		2,044	50,949	6,478	1,024			
	\$15,897		\$1,123	\$22,436	\$3,247	\$1,532			
Flounder, unspecified		7	1,270	27,180	3,395	3,095	10	13	
		\$13	\$524	\$12,559	\$1,560	\$3,596	\$5	\$26	
Flyingfish								6	
								\$9	
Goby, yellowfin			370	361					
			\$1,295	\$1,083					
Greenling, kelp	1,983	5,983	1,129	856	2,809	1,417			
	\$6,780	\$20,764	\$2,933	\$2,266	\$11,676	\$6,349			
Grenadiers	188,435	331,373	48,978	9,610	513,561	20,357	2		
	\$28,038	\$49,527	\$7,170	\$1,415	\$66,199	\$3,142	\$0.3		
Guitarfish, shovelnose						572	16,716	13,496	387
						\$253	\$9,776	\$4,157	\$183
Hagfish				53					470
				\$80					\$2,233
Halfmoon							18	25	
							\$15	\$24	
Halibut, California	28,145	87	25,446	528,943	98,672	117,488	211,652	143,947	33,122
	\$56,278	\$261	\$52,693	\$1,149,585	\$185,629	\$263,800	\$579,143	\$441,341	\$85,300
Halibut, Pacific	477	5,836							
	\$789	\$10,192							
Halibut, unspecified				13,263			9		
				\$30,008			\$21		
Herring roe on kelp	2,195	5,858	1,516	72,842					
	\$4,901	\$10,252	\$3,782	\$121,268					

Table 5I (continued) <b>Fish:</b>	Eureka	Fort Bragg	Bodega Bay	San Francisco	Monterey	Morro Bay	Santa Barbara	Los Angeles	San Diego
Herring, Pacific				250 \$3					
Herring, roe	49,139 \$9,080		11,846 \$6,870	4,368,258 \$546,314					
Herring, round								15,487 \$720	
Jack, Pacific crevalle			146 \$146					185 \$185	
Jacksnelt	84 \$46		14 \$7	140 \$127	1,530 \$982			769 \$309	
Kelpfish, giant						27 \$50			
Kelpfishes				52 \$180					
Lingcod	117,472 \$84,052	60,138 \$48,723	18,927 \$15,323	64,091 \$62,194	28,681 \$23,366	28,317 \$25,698	10,637 \$11,060	2,615 \$2,856	368 \$469
Lizardfish, California					121 \$67			1,657 \$497	
Louvar	602 \$1,045	88 \$308		894 \$2,904	1,024 \$3,716	891 \$2,917	628 \$2,156	2,029 \$6,900	5,046 \$21,506
Mackerel, bullet			29 \$29		3,932 \$557	3 \$3		48,104 \$12,026	
Mackerel, jack	13,748 \$2,750		127 \$39	2,505 \$761	71,660 \$18,574	44 \$99		1,727,695 \$237,228	
Mackerel, Pacific	20,067 \$2,707	252 \$14	3,083 \$1,140	5,324 \$2,398	3,211,495 \$135,837	582 \$147	2,878,705 \$68,658	39,001,589 \$2,282,748	106,052 \$8,412
Midshipman, plainfin							60 \$30		
Mullet, striped								139 \$139	964 \$707
Oilfish				190 \$227	508 \$745			69 \$69	
Opah	3,630 \$1,296	152 \$76	1,071 \$500	5,720 \$2,722	28,943 \$10,011	14,709 \$5,929	15,044 \$7,596	92,129 \$33,849	87,646 \$36,096
Opaleye					5 \$25	26 \$35	49 \$66	1,544 \$1,676	94 \$188
Prickleback, monkeyface				163 \$479	12 \$44	46 \$115	4 \$4		

Table 5I (continued) <b>Fish:</b>	Eureka	Fort Bragg	Bodega Bay	San Francisco	Monterey	Morro Bay	Santa Barbara	Los Angeles	San Diego
Queenfish					13			115	
					\$3			\$345	
Ratfish, spotted			30				64		
			\$13				\$27		
Ray, bat					48		3,829	3,058	
					\$48		\$1,416	\$1,101	
Ray, Pacific electric							650	97	
							\$1,640	\$1,940	
Ray, unspecified	17		37	124			209	2,076	
	\$10		\$66	\$50			\$9,405	\$554	
Sablefish	1,352,871	475,798	75,095	249,257	531,953	262,051	62,140	90,213	67,994
	\$1,471,658	\$546,636	\$83,040	\$237,425	\$509,988	\$207,020	\$73,906	\$147,373	\$113,245
Salmon			1,073	306	451	423	28		
			\$3,466	\$758	\$1,389	\$1,154	\$86		
Salmon, Chinook	25,480	45,255	159,345	905,991	425,559	243,512	39,066	469	
	\$49,911	\$95,557	\$346,371	\$1,499,111	\$606,220	\$367,736	\$70,301	\$985	
Salmon, coho			102						
			\$177						
Salmon, roe (Chinook and coho)		6	253	32					
		\$6	\$255	\$64					
Sanddab	107,747	7,546	740	653,643	632,770	25,346	2,733	3,740	715
	\$34,426	\$2,415	\$234	\$231,084	\$175,407	\$6,337	\$2,229	\$11,762	\$1,113
Sanddab, Pacific						2,557	198		
						\$639	\$546		
Sanddab, speckled			231						
			\$74						
Sardine, Pacific	46,104		2,026	1,019,879	22,065,923	50	1,956,721	69,159,313	450,702
	\$20,747		\$608	\$30,766	\$622,738	\$2	\$92,426	\$2,829,512	\$20,140
Sargo								51	
								\$54	
Scorpionfish, California				10		56	12,239	96,378	4,141
				\$35		\$56	\$19,069	\$163,907	\$7,200
Sculpin, staghorn			2,216	882					
			\$2,096	\$2,705					
Seabass, white				2,143	2,365	27,322	38,122	90,362	4,101
				\$5,846	\$4,551	\$58,122	\$70,961	\$165,670	\$9,325
Shad, American	27			770					
	\$27			\$776					



Table 5I (continued) <b>Fish:</b>	Eureka	Fort Bragg	Bodega Bay	San Francisco	Monterey	Morro Bay	Santa Barbara	Los Angeles	San Diego
Shad, threadfin				53,483			493		
				\$73,530			\$740		
Shark, bigeye thresher	3,018			256				2,415	8,409
	\$3,992			\$186				\$2,132	\$3,462
Shark, blue				90			573	407	
				\$9			\$274	\$102	
Shark, brown smoothhound	130						1,971	1,832	1,087
	\$99						\$1,143	\$2,035	\$528
Shark, gray smoothhound								83	
								\$78	
Shark, leopard	840		695	6,188	2,106	99	7,413	6,840	2,039
	\$840		\$584	\$5,616	\$2,202	\$52	\$6,348	\$6,689	\$1,992
Shark, Pacific angel				32	504	5,279	47,229	1,783	515
				\$30	\$290	\$3,609	\$46,351	\$1,092	\$356
Shark, pelagic thresher			20		1,573			118	623
			\$50		\$2,008			\$94	\$513
Shark, salmon						126			
						\$139			
Shark, sevengill							28	2	
							\$17	\$5	
Shark, shortfin mako	5,158	1,093	165	3,583	18,954	9,084	15,328	34,406	63,645
	\$6,510	\$1,069	\$206	\$3,509	\$19,719	\$10,072	\$21,100	\$37,738	\$73,621
Shark, sixgill	161			29					
	\$97			\$71					
Shark, smooth hammerhead							165	333	1,305
							\$107	\$333	\$718
Shark, soupfin	1,541	1,251	4,861	6,001	13,871	5,991	14,543	15,506	14,965
	\$1,499	\$1,149	\$3,110	\$4,970	\$9,547	\$2,615	\$11,755	\$13,666	\$17,449
Shark, spiny dogfish	1,405			1,037	47	6,926	990	4,591	
	\$619			\$488	\$59	\$1,771	\$990	\$3,165	
Shark, swell							50		
							\$50		
Shark, thresher	22,233	1,411		13,467	41,607	34,011	97,710	98,361	150,637
	\$23,127	\$1,411		\$15,658	\$53,913	\$41,528	\$135,566	\$124,694	\$209,075
Shark, unspecified	894		153	4,334	2,463		2,574	1,379	
	\$630		\$114	\$4,479	\$1,309		\$1,939	\$2,021	
Shark, white					55		21	60	
					\$96		\$21	\$93	

Table 5I (continued) <b>Fish:</b>	Eureka	Fort Bragg	Bodega Bay	San Francisco	Monterey	Morro Bay	Santa Barbara	Los Angeles	San Diego
Sheephead, California	93	53			222	3,072	137,540	81,771	38,890
	\$139	\$66			\$283	\$5,685	\$347,712	\$220,629	\$116,140
Silversides				34					
				\$17					
Skate, big	3,592								
	\$647								
Skate, thornback	636			791					
	\$477			\$593					
Skate, unspecified	1,413,949	175,944	8,452	55,750	104,700	45,585	2,309	24,460	
	\$277,665	\$31,166	\$2,321	\$18,619	\$39,592	\$8,298	\$1,445	\$6,255	
Smelt, night	393,717	5,783			2				
	\$105,016	\$1,648			\$2				
Smelt, surf	94,122	10		9,084	6			175	
	\$25,544	\$4		\$5,090	\$2			\$44	
Smelts, true				219					
				\$153					
Sole, butter	6								
	\$2								
Sole, Dover	3,847,278	1,134,751	321,683	409,248	852,378	1,334,262	404	718	
	\$1,334,024	\$376,733	\$96,497	\$116,956	\$267,312	\$478,553	\$425	\$292	
Sole, English	437,217	144,983	50,807	153,564	141,648	12,162	146		
	\$157,496	\$52,215	\$18,879	\$54,400	\$55,647	\$5,072	\$132		
Sole, fantail				1,224	425	240			
				\$888	\$276	\$234			
Sole, petrale	452,131	179,686	54,728	123,294	168,013	59,849	4,332	90	
	\$384,992	\$169,335	\$58,580	\$122,648	\$192,391	\$63,081	\$4,638	\$178	
Sole, rex	267,611	109,787	17,630	37,505	104,415	99,655	22	1,535	
	\$99,052	\$40,577	\$6,481	\$13,586	\$41,240	\$40,686	\$13	\$725	
Sole, rock	2	2,516	776	17,700	512				
	\$1	\$943	\$280	\$8,233	\$197				
Sole, sand	33,947	11	896	38,826	3,009	565			
	\$24,445	\$8	\$555	\$31,951	\$1,231	\$402			
Sole, slender					6				
					\$5				
Sole, tongue								17	
								\$43	
Sole, unspecified			273	768	779	1,727	10,309	36,830	2
			\$276	\$363	\$834	\$1,519	\$8,072	\$18,799	\$1

Table 5I (continued) <b>Fish:</b>	Eureka	Fort Bragg	Bodega Bay	San Francisco	Monterey	Morro Bay	Santa Barbara	Los Angeles	San Diego
Stickleback, threespine				61 \$1,534					
Stingray								545 \$136	
Surfperch, barred				500 \$3,000		33,911 \$57,854			
Surfperch, black								15 \$53	
Surfperch, pile	60 \$60					2 \$1			
Surfperch, rainbow							8 \$4		
Surfperch, redbait	25,139 \$27,577	110 \$140			3 \$3				
Surfperch, rubberlip				3 \$9			4 \$4	35 \$97	
Surfperch, shiner						2 \$1	11 \$8		
Surfperch, unspecified	1,367 \$1,424	6 \$8	610 \$822	1,917 \$3,735	96 \$213	9,209 \$16,619	121 \$174	586 \$665	
Surfperch, walleye				15 \$19		3 \$3			
Swordfish	141,695 \$370,067	7,718 \$18,952	6,604 \$26,344	285,848 \$737,255	335,978 \$915,135	120,971 \$276,734	182,946 \$455,562	490,631 \$1,331,235	491,511 \$1,521,229
Thornyhead, longspine	1,471,950 \$958,556	391,816 \$277,429	100,109 \$56,112	108,828 \$62,112	364,788 \$279,018	462,847 \$308,490	5,351 \$6,264	4,076 \$2,774	14,907 \$44,583
Thornyhead, shortspine	532,503 \$486,980	204,845 \$203,838	41,845 \$39,205	43,375 \$46,038	146,273 \$134,572	207,992 \$139,424	4,975 \$6,353	10,565 \$9,653	38,621 \$103,369
Thornyheads (unspecified)		133 \$119	14,098 \$9,152	3,609 \$2,543	23,497 \$24,621	192 \$136	11,797 \$15,947	38,741 \$92,564	15,744 \$22,963
Tomcod, Pacific	6,416 \$962							30 \$90	187 \$234
Trawled fish, unspecified								45 \$27	
Tuna, albacore	459,167 \$314,973	32,388 \$31,596	84,067 \$113,163	142,796 \$127,574	297,215 \$189,037	144,356 \$120,086	39,613 \$37,945	3,969,029 \$2,296,573	146,919 \$116,822
Tuna, bigeye				24,089 \$65,625	10,696 \$32,431		26,321 \$75,481	35,045 \$91,492	4,225 \$6,902

Table 5I (continued) <b>Fish:</b>	Eureka	Fort Bragg	Bodega Bay	San Francisco	Monterey	Morro Bay	Santa Barbara	Los Angeles	San Diego
Tuna, bluefin	11,515	230	133	16,230	27,439	6,593	14,581	4,139,314	66,432
	\$29,227	\$575	\$156	\$42,728	\$61,373	\$11,582	\$59,361	\$2,463,799	\$183,425
Tuna, skipjack	67	1,043		2,913	1,950	2,945	76,407	12,140,507	388,674
	\$27	\$1,043		\$953	\$478	\$2,236	\$38,203	\$5,016,286	\$170,835
Tuna, skipjack, black								400,909	108,453
								\$119,300	\$32,276
Tuna, unspecified				16,308	1,087	124	317	926	5,070
				\$49,114	\$1,720	\$109	\$669	\$2,603	\$7,471
Tuna, yellowfin	211			1,108	4,680	478	821	10,750,277	1,978,589
	\$96			\$3,420	\$3,374	\$906	\$1,826	\$4,890,973	\$878,625
Turbot	5,104	34	72	6,245	17	1			
	\$1,861	\$12	\$26	\$2,236	\$6	\$1			
Turbot, curlfin								30	
								\$30	
Turbot, hornyhead			34						
			\$12						
Wahoo					88		978	17,733	189
					\$176		\$2,810	\$12,748	\$556
Whitefish, ocean					5	29	13,913	3,915	5,996
					\$2	\$64	\$21,936	\$3,682	\$3,531
Whiting, Pacific	12,614,230	119			2,025		550	986	9
	\$392,091	\$12			\$63		\$710	\$1,340	\$0.3
Yellowtail				306			10,774	204,278	29,500
				\$207			\$13,585	\$201,341	\$34,260
Zebraperch								40	
								\$40	

**Rockfish:**

Rockfish, aurora							4		
							\$3		
Rockfish, bank	200		65,001	59,480	19,982	303,489	532	84	2,709
	\$120		\$29,129	\$26,574	\$8,409	\$140,450	\$269	\$50	\$2,118
Rockfish, black	132,567	14,881	7,452	32,353	774	191	3		420
	\$70,442	\$9,301	\$3,562	\$19,136	\$1,889	\$68	\$7		\$396
Rockfish, black-and-yellow		815	1	96		6		1,144	
		\$3,300	\$5	\$256		\$11		\$1,888	

Table 5I (continued) <b>Rockfish:</b>	Eureka	Fort Bragg	Bodega Bay	San Francisco	Monterey	Morro Bay	Santa Barbara	Los Angeles	San Diego
Rockfish, blackgill	144	566	2,079	16,727	44,803	81,517	178,240	19,784	4,690
	\$72	\$357	\$1,029	\$7,553	\$26,885	\$33,961	\$142,899	\$20,802	\$5,288
Rockfish, blue	39,057	8,016	1,885	30,619	9,922	2,182	525	10	
	\$20,077	\$6,207	\$1,268	\$21,530	\$6,765	\$1,015	\$836	\$10	
Rockfish, bocaccio	34,806	25,324	43,115	50,039	68,146	47,179	8,826	17,067	3,886
	\$14,473	\$10,242	\$23,511	\$22,867	\$31,743	\$20,534	\$5,423	\$17,206	\$3,333
Rockfish, bronzespotted					75	15	46		
					\$30	\$85	\$35		
Rockfish, brown	3,623	1,287	5,683	2,019	162		239		
	\$5,582	\$2,392	\$2,572	\$1,512	\$65		\$367		
Rockfish, canary	199,881	123,823	47,715	21,887	5,405	62	103		614
	\$107,517	\$73,774	\$32,511	\$21,345	\$4,189	\$69	\$412		\$268
Rockfish, chameleon									18
									\$14
Rockfish, chilipepper	1,852	14,061	411,247	710,459	553,154	353,652	2,380	3,868	1,674
	\$1,037	\$6,148	\$195,733	\$295,330	\$246,193	\$168,410	\$2,190	\$3,895	\$1,601
Rockfish, China	4,662	11,724	1,433	3,019	985	7	8		
	\$10,505	\$38,875	\$2,880	\$7,313	\$2,078	\$29	\$32		
Rockfish, copper	9,330	26,388	4,788	9,321	1,415	595	12,956	1,356	
	\$9,768	\$28,424	\$5,551	\$17,338	\$2,310	\$1,081	\$17,585	\$2,220	
Rockfish, copper (whitebelly)			10						
			\$10						
Rockfish, cowcod	47		29	1,047	751	2,865	4,465	13,817	2,749
	\$20		\$12	\$445	\$357	\$2,455	\$5,284	\$21,925	\$4,657
Rockfish, darkblotched	7,994		201	8					
	\$255		\$80	\$3					
Rockfish, flag				25	2	1		142	
				\$10	\$1	\$0.4		\$60	
Rockfish, gopher	15	5,243	2,392	6,777	1,490	1,455	5,698	408	
	\$25	\$20,457	\$5,482	\$15,816	\$3,722	\$4,316	\$15,939	\$538	
Rockfish, grass	4,616	5,443	4,015	2,806	9,066	52,293	13,959		
	\$20,530	\$25,190	\$16,091	\$9,052	\$42,824	\$259,403	\$73,623		
Rockfish, greenblotched					7		2		10
					\$4		\$1		\$5
Rockfish, greenspotted	113	13,147		12,405	1,164	179	2		151
	\$59	\$10,146		\$7,495	\$1,454	\$120	\$1		\$189
Rockfish, greenstriped	2		107	473	26			6,705	4
	\$1		\$43	\$340	\$20			\$5,029	\$3

Table 5I (continued) <b>Rockfish:</b>	Eureka	Fort Bragg	Bodega Bay	San Francisco	Monterey	Morro Bay	Santa Barbara	Los Angeles	San Diego
Rockfish, group black/blue	130			2,565					
	\$130			\$1,284					
Rockfish, group bolina	15	590	33,394	76,294	1,181	13,981	344		
	\$27	\$835	\$53,532	\$173,612	\$2,146	\$32,291	\$974		
Rockfish, group deepwater reds	379								
	\$178								
Rockfish, group gopher	18	3,031	3,822	10,474	43,574	71,341	2,937		
	\$16	\$11,749	\$11,521	\$10,528	\$150,906	\$166,834	\$8,249		
Rockfish, group red	121,392	19,969	55,993	146,454	33,884	87,462	174,193	65,341	5,916
	\$48,345	\$9,938	\$41,082	\$74,411	\$25,723	\$111,972	\$237,500	\$110,349	\$7,521
Rockfish, group rosefish		446,449	21,666	589,436	1,382,018	322,541	1,678		
		\$115,414	\$9,456	\$154,800	\$318,158	\$71,936	\$671		
Rockfish, group small	627,009	421,328	84,167	72,671	20,135	9,345	135	389	
	\$164,804	\$121,012	\$26,073	\$25,734	\$8,790	\$4,909	\$253	\$633	
Rockfish, kelp		48	32	602	581	391			
		\$122	\$119	\$757	\$569	\$835			
Rockfish, olive		49			345	8	858		
		\$52			\$347	\$4	\$4,289		
Rockfish, pinkrose		48	3,709						
		\$21	\$1,669						
Rockfish, quillback	4,505	4,880	193	16,568					
	\$6,797	\$7,900	\$254	\$33,112					
Rockfish, redbanded	116	12			232			87	
	\$129	\$5			\$50			\$175	
Rockfish, rosethorn	136	5,046	62	35			28		
	\$65	\$1,750	\$109	\$18			\$98		
Rockfish, rosy	8		2,775	5,173			604		
	\$3		\$2,458	\$1,345			\$242		
Rockfish, shortbelly	10,051				5,037				
	\$1,073				\$703				
Rockfish, speckled			392					1,055	
			\$274					\$712	
Rockfish, splitnose	33,938		2,064	46,819	6,755				9
	\$1,025		\$471	\$12,549	\$1,756				\$7
Rockfish, starry			10		3		2,530	865	74
			\$23		\$4		\$2,859	\$1,255	\$74
Rockfish, treefish				2	2	112	108	7	
				\$12	\$6	\$485	\$579	\$15	

Table 5I (continued) <b>Rockfish:</b>	Eureka	Fort Bragg	Bodega Bay	San Francisco	Monterey	Morro Bay	Santa Barbara	Los Angeles	San Diego
Rockfish, unspecified	634,961	1,024,855	396,953	275,897	239,920	242,918	76,035	89,021	39,211
	\$256,952	\$420,475	\$187,338	\$133,292	\$164,858	\$142,949	\$91,195	\$110,550	\$38,922
Rockfish, vermilion	3,377	9,922	1,044	2,698	3,345	34	422	1,817	
	\$3,081	\$9,664	\$1,068	\$3,441	\$4,808	\$19	\$764	\$3,627	
Rockfish, widow	888,439	385,266	318,405	158,151	150,357	234,897	493	4,143	
	\$356,330	\$154,523	\$140,373	\$69,161	\$57,760	\$105,240	\$394	\$6,782	
Rockfish, yelloweye	12,265	19,163	3,906	2,065	679	69		55	
	\$16,845	\$26,006	\$4,675	\$2,323	\$912	\$35		\$55	
Rockfish, yellowtail	290,021	118,929	220,389	83,966	22,320	18,058	932	482	
	\$124,793	\$59,243	\$124,058	\$60,658	\$16,736	\$9,377	\$1,110	\$296	

**Crustaceans:**

Crab, box			1,161	1,352	70	1,303	1,566	40	184
			\$698	\$276	\$56	\$1,305	\$2,152	\$50	\$184
Crab, brown rock							411	80	
							\$411	\$80	
Crab, claws							3,823	1,624	
							\$3,761	\$1,613	
Crab, Dungeness	7,399,290	557,950	1,268,614	1,395,044	52,702	18,625	266	603	
	\$12,148,123	\$1,087,821	\$3,102,898	\$3,402,550	\$135,542	\$59,687	\$758	\$1,373	
Crab, king							167	62	
							\$388	\$68	
Crab, red rock			43			12,745	14,811	27	
			\$34			\$14,973	\$16,527	\$27	
Crab, rock unspecified	7,531		9,105	72,600	18,570	204,555	743,079	104,369	80,097
	\$9,144		\$15,555	\$73,957	\$26,022	\$231,064	\$872,067	\$136,848	\$82,341
Crab, sand								3	
								\$34	
Crab, shore							12		
							\$12		
Crab, spider						1,011	52,813	38,603	7,369
						\$783	\$44,853	\$36,666	\$3,733
Crab, yellow rock							10,578		1,817
							\$11,985		\$1,817
Crustacean, unspecified					3	230		12	
					\$3	\$59		\$120	

Table 5I (continued) <b>Crustaceans:</b>	Eureka	Fort Bragg	Bodega Bay	San Francisco	Monterey	Morro Bay	Santa Barbara	Los Angeles	San Diego
Lobster, California spiny			25				216,717	242,600	195,168
			\$150				\$1,453,991	\$1,582,396	\$1,082,173
Prawn, golden						13			
						\$26			
Prawn, ridgeback						1,932	427,563	6,346	
						\$3,119	\$752,480	\$11,584	
Prawn, spot	3,101	1,602	19,529	96,954	85,242	207,437	244,289	102,025	28,722
	\$18,162	\$9,643	\$132,619	\$615,839	\$586,068	\$1,397,688	\$1,656,238	\$751,041	\$170,150
Shrimp, bay			4,298	85,050					
			\$25,588	\$334,980					
Shrimp, brine				1,138,635					
				\$865,362					
Shrimp, coonstriped	63,809								
	\$256,888								
Shrimp, ghost									1,957
									\$27,898
Shrimp, Pacific Ocean	1,393,292	36,439	9,748		37,782	364,577	1,408		
	\$676,386	\$24,979	\$6,885		\$24,493	\$250,525	\$1,898		
Shrimp, red rock								78	
								\$1,636	
Shrimp, unspecified						52		253	
						\$309		\$288	
<b>Echinoderms:</b>									
Echinoderm, unspecified								316	
								\$1,520	
Sea cucumber, unspecified		195					553,265	203,195	13,198
		\$195					\$308,925	\$142,895	\$6,207
Sea stars								264	346
								\$673	\$882
Urchin, purple sea		560	1	655			5,405	16,173	535
		\$290	\$1	\$818			\$3,378	\$23,917	\$1,070
Urchin, red	2,357	2,826,550	513,115	54,546			5,644,766	1,064,225	447,877
	\$825	\$1,784,633	\$316,637	\$36,155			\$4,747,433	\$758,053	\$357,995
Urchin, white							10	3,872	
							\$50	\$19,330	



Table 5I (continued) <b>Mollusks:</b>	Eureka	Fort Bragg	Bodega Bay	San Francisco	Monterey	Morro Bay	Santa Barbara	Los Angeles	San Diego
Chiton, unspecified	95								4
	\$25								\$11
Clam, California jackknife								1,173	
								\$2,550	
Clam, common littleneck								46	
								\$46	
Clam, rosy razor								8	
								\$17	
Limpet, unspecified								1,205	20
								\$7,230	\$10
Mollusk, unspecified	28							450	
	\$11							\$180	
Mussel							450	8,614	
							\$356	\$6,811	
Octopus, unspecified	14,178	6,198	627	2,573	926	109	518	1,743	15
	\$6,644	\$2,346	\$306	\$1,885	\$856	\$97	\$535	\$1,832	\$16
Oyster, eastern								145	
								\$870	
Sea hare				95		1,360		6,264	1,553
				\$2,850		\$8,160		\$37,648	\$9,318
Sea slug								120	480
								\$1,300	\$2,880
Snail, bubble								575	300
								\$5,750	\$1,800
Snail, sea						233		3,286	2,669
						\$175		\$1,349	\$1,031
Snail, top							23,027	398	63,532
							\$6,617	\$167	\$31,511
Snails, moon								38	
								\$19	
Squid, jumbo	29,979	4,604	88	15,466	185,026	3,633			55
	\$12,068	\$1,842	\$308	\$2,500	\$52,156	\$926			\$15
Squid, market	53	51	891	30,286		8	5,843,491	501,750	4,974
	\$21	\$13	\$446	\$15,143		\$1	\$1,482,911	\$130,984	\$1,555
Whelk, Kellet's						1,412	14,017	13,736	534
						\$743	\$6,434	\$6,766	\$263

Table 5l (continued) <b>Plants:</b>	Eureka	Fort Bragg	Bodega Bay	San Francisco	Monterey	Morro Bay	Santa Barbara	Los Angeles	San Diego
Algae, marine								25	
								\$253	
Kelp								1,718	
								\$3,209	
<b>Miscellaneous:</b>									
Invertebrates, colonial								1,110	
								\$2,877	
Tunicates								145	
								\$340	
Worms, marine								2,709	
								\$1,280	
Unspecified species	490		49	468	1,503		422	3,199	
	\$229		\$53	\$502	\$207		\$1,373	\$1,827	
Total pounds	36,325,237	9,531,024	4,666,454	15,018,161	35,375,863	6,196,066	21,138,462	148,642,173	5,286,881
Total ex-vessel value (dollars)	\$21,234,400	\$6,232,074	\$5,559,944	\$12,300,308	\$6,894,381	\$6,405,571	\$14,669,121	\$28,041,717	\$5,738,795

Table 5m. Commercial landings (pounds) and ex-vessel value (dollars) by major fishery group and port complex, 1999

Port Complex and Pounds Landed and Ex-vessel Value (dollars)									
<b>Fish:</b>	Eureka	Fort Bragg	Bodega Bay	San Francisco	Monterey	Morro Bay	Santa Barbara	Los Angeles	San Diego
Anchovy, northern			2,983	99,697	3,291,385	4,459	4,864,347	3,150,550	4,120
			\$1,642	\$13,015	\$421,318	\$892	\$323,755	\$239,527	\$665
Barracuda, California	331			264	139	18	2,532	180,640	18,803
	\$397			\$108	\$113	\$8	\$2,460	\$96,763	\$24,329
Bass, giant sea						40	2,437	1,901	640
						\$80	\$4,709	\$2,838	\$1,189
Bass, spotted sand									24
									\$42
Blacksmith								256	
								\$372	
Bonito, Pacific				1	441		117,420	72,852	555
				\$0.4	\$798		\$13,224	\$14,863	\$123

Table 5m (continued) <b>Fish:</b>	Eureka	Fort Bragg	Bodega Bay	San Francisco	Monterey	Morro Bay	Santa Barbara	Los Angeles	San Diego
Butterfish (Pacific pompano)				360	307		830	95	
				\$805	\$563		\$1,147	\$95	
Cabezon	13,933	67,440	9,492	1,862	23,326	127,337	30,912	360	45
	\$29,196	\$221,214	\$28,500	\$4,125	\$81,573	\$509,909	\$139,849	\$485	\$107
Cabrilla, spotted								3	
								\$5	
Cod, Pacific	49								
	\$22								
Corvina, shortfin				58					
				\$58					
Croaker, unspecified				528			65		
				\$189			\$49		
Croaker, white			232	29,963	55,496		3,622	113,342	507
			\$186	\$22,196	\$7,881		\$2,661	\$100,645	\$634
Croaker, yellowfin									755
									\$378
Dolphin (fish)					6,700	1,818	483	22,466	4,329
					\$5,643	\$1,808	\$362	\$32,594	\$7,417
Eel						6			
						\$12			
Eel, California moray						4		487	90
						\$27		\$3,284	\$630
Eel, wolf (wolf-eel)					4				
					\$2				
Escolar					310			753	2,753
					\$465			\$753	\$3,236
Fish, unspecified	98		18	37	18	147	834	18	42
	\$34		\$19	\$31	\$55	\$163	\$826	\$90	\$63
Flounder, arrowtooth	90,662	1,175	220	2,289	154				
	\$9,164	\$119	\$22	\$971	\$15				
Flounder, starry	18,970	59	2,633	46,683	6,884	1,234			
	\$7,702	\$24	\$1,110	\$21,015	\$3,864	\$2,041			
Flounder, unspecified			141	24,091	3,380	1,695	7	39	19
			\$56	\$11,464	\$2,081	\$1,229	\$6	\$93	\$28
Flyingfish				147	110				
				\$118	\$44				
Goby, yellowfin			143	148					
			\$625	\$320					

Table 5m (continued) <b>Fish:</b>	Eureka	Fort Bragg	Bodega Bay	San Francisco	Monterey	Morro Bay	Santa Barbara	Los Angeles	San Diego
Greenling, kelp	8,433	13,269	1,787	231	3,810	3,229	16	151	
	\$30,560	\$52,288	\$5,024	\$329	\$17,726	\$16,876	\$79	\$227	
Grenadiers	226,662	96,290	15,460	11,480	313,742	28,915			
	\$24,071	\$10,120	\$1,729	\$1,283	\$45,187	\$3,163			
Grouper			2						
			\$4						
Guitarfish, shovelnose						231	22,071	14,512	540
						\$101	\$12,933	\$4,608	\$189
Hagfish								206	
								\$117	
Halfmoon							28	9	
							\$27	\$9	
Halibut, California	6,509		17,995	455,334	199,387	77,533	297,837	219,037	40,996
	\$13,027		\$38,999	\$1,072,282	\$379,122	\$189,538	\$815,214	\$675,240	\$114,893
Halibut, Pacific	826	3,110						75	
	\$1,659	\$6,782						\$207	
Halibut, unspecified			45	26,064	790		12,172		50
			\$101	\$65,117	\$1,580		\$28,966		\$150
Herring roe on kelp				86,695					
				\$152,732					
Herring, roe	38,388		104,295	4,881,964					
	\$10,699		\$39,145	\$1,912,430					
Herring, round								128,138	
								\$5,126	
Jack, Pacific crevalle								204	
								\$140	
Jacksmelt			240	118	855			1,325	
			\$75	\$114	\$548			\$1,005	
Kahawai								115	
								\$57	
Kelpfish, giant				50					
				\$5					
Lingcod	127,925	67,206	13,248	55,208	27,797	28,562	4,471	1,038	684
	\$96,724	\$60,170	\$12,498	\$50,694	\$25,492	\$38,454	\$7,096	\$1,429	\$835
Lizardfish, California							78	32	
							\$155	\$13	
Louvar	244			210	426	1,642	642	1,259	4,086
	\$361			\$630	\$1,106	\$5,789	\$2,513	\$4,453	\$16,347

Table 5m (continued) <b>Fish:</b>	Eureka	Fort Bragg	Bodega Bay	San Francisco	Monterey	Morro Bay	Santa Barbara	Los Angeles	San Diego
Mackerel, bullet								12,473	
								\$499	
Mackerel, jack	1,517		41	13	53,308		402	2,044,468	125
	\$135		\$24	\$5	\$1,747		\$181	\$184,538	\$125
Mackerel, Pacific	5,645		1,477	342	6,033	69	375,911	18,731,666	31,713
	\$634		\$368	\$131	\$10,214	\$28	\$36,046	\$1,036,530	\$4,564
Mackerel, unspecified	692			266					
	\$239			\$92					
Midshipman, plainfin							78	71	
							\$16	\$14	
Oilfish					66	432		481	278
					\$99	\$648		\$514	\$278
Opah	442			728	4,232	5,850	5,186	19,970	108,938
	\$209			\$466	\$1,798	\$2,730	\$2,744	\$9,685	\$48,920
Opaleye						9	43	887	
						\$7	\$86	\$1,111	
Prickleback, monkeyface	31			10	60	70			
	\$54			\$29	\$218	\$211			
Queenfish					338			61	
					\$101			\$18	
Ratfish, spotted	6		409					50	
	\$12		\$151					\$10	
Ray, bat	2,057						15	133	
	\$729						\$45	\$33	
Ray, Pacific electric						10	962	210	
						\$26	\$2,435	\$695	
Ray, unspecified				141				63	
				\$141				\$61	
Sablefish	1,808,911	896,817	206,036	294,944	726,824	189,201	29,108	150,822	33,827
	\$1,754,476	\$866,413	\$207,470	\$273,608	\$682,554	\$129,888	\$37,115	\$235,274	\$85,472
Salmon	163		284	160	8,896				
	\$530		\$626	\$600	\$23,278				
Salmon, Chinook	35,882	84,453	619,600	1,999,704	1,073,630	26,665	2,728	87	
	\$83,643	\$185,558	\$1,209,806	\$3,990,978	\$1,873,068	\$72,133	\$7,196	\$151	
Salmon, coho			327						
			\$546						
Salmon, roe (Chinook and coho)			126	742					
			\$126	\$1,531					

Table 5m (continued) <b>Fish:</b>	Eureka	Fort Bragg	Bodega Bay	San Francisco	Monterey	Morro Bay	Santa Barbara	Los Angeles	San Diego
Sanddab	377,205	6,377	1,241	1,155,838	470,636	22,250	1,375	8,862	905
	\$121,112	\$2,041	\$404	\$381,433	\$126,943	\$5,563	\$1,161	\$26,090	\$1,566
Sanddab, longfin				3					
				\$1					
Sanddab, Pacific					1,155	23,244			
					\$289	\$6,023			
Sardine, Pacific			20	2,332,136	36,193,316		5,473,024	85,949,983	1,209,193
			\$4	\$90,971	\$1,185,352		\$244,491	\$3,507,457	\$60,044
Sargo								176	
								\$210	
Scorpionfish, California					22	12	37,424	45,301	3,929
					\$52	\$9	\$93,182	\$103,116	\$7,206
Sculpin, staghorn		5	431	2,194	20		19		54
		\$16	\$1,557	\$7,965	\$17		\$10		\$56
Seabass, white			33	1,223	4,252	16,887	76,248	141,874	7,327
			\$61	\$2,470	\$8,328	\$38,642	\$150,690	\$209,162	\$17,196
Shad, American	5								
	\$3								
Shad, threadfin				52,858					
				\$47,039					
Shark, basking		156						37	
		\$162						\$37	
Shark, bigeye thresher							182	1,614	5,293
							\$182	\$1,548	\$4,147
Shark, blacktip								34	
								\$68	
Shark, blue	26							90	
	\$7							\$23	
Shark, brown smoothhound					4,135		1,186	1,312	2,886
					\$2,279		\$711	\$1,385	\$1,695
Shark, gray smoothhound						34		1,066	
						\$14		\$1,304	
Shark, horn								40	
								\$20	
Shark, leopard	2,997		231	6,632	1,137	199	6,303	6,887	1,199
	\$2,997		\$234	\$6,991	\$1,124	\$125	\$5,328	\$5,821	\$1,199
Shark, Pacific angel					210	6,231	46,307	581	67
					\$190	\$4,131	\$46,156	\$323	\$69

Table 5m (continued) <b>Fish:</b>	Eureka	Fort Bragg	Bodega Bay	San Francisco	Monterey	Morro Bay	Santa Barbara	Los Angeles	San Diego
Shark, pelagic thresher				862	4,197				8,339
				\$112	\$6,569				\$11,743
Shark, salmon	278								
	\$695								
Shark, sevengill	30		50				41	53	
	\$30		\$25				\$19	\$32	
Shark, shortfin mako	665		33	71	5,480	8,675	6,108	27,117	47,086
	\$752		\$41	\$107	\$6,151	\$10,111	\$8,027	\$30,099	\$55,109
Shark, sixgill				168			15	25	
				\$168			\$8	\$24	
Shark, soupfin	722	661	71	6,196	8,506	3,438	26,569	24,110	28,161
	\$722	\$648	\$74	\$4,766	\$8,305	\$1,556	\$23,627	\$16,605	\$29,134
Shark, spiny dogfish	1,462				40,268	796	750	34,445	31
	\$393				\$9,718	\$40,729	\$225	\$16,976	\$8
Shark, swell							10		
							\$5		
Shark, thresher	2,102		21	1,004	13,046	15,420	57,716	133,882	105,401
	\$2,403		\$41	\$1,538	\$20,803	\$18,125	\$73,481	\$192,035	\$161,531
Shark, unspecified		209	181	1,614	9,258	99	1,556	232	205
		\$209	\$223	\$1,125	\$2,630	\$86	\$1,185	\$234	\$167
Sheephead, California		79			386	2,768	50,300	46,434	29,631
		\$253			\$616	\$5,564	\$141,936	\$157,670	\$108,425
Silversides							24		
							\$6		
Skate, big				1,257					
				\$478					
Skate, California				99					42
				\$35					\$21
Skate, thornback					24				
					\$2				
Skate, unspecified	1,428,252	222,020	12,939	54,719	117,669	8,141	487	23,133	538
	\$206,780	\$33,007	\$2,016	\$18,150	\$19,309	\$1,717	\$309	\$6,512	\$269
Smelt, night	541,056	7,308	43		39				
	\$162,678	\$2,221	\$151		\$29				
Smelt, surf	11,455	119		28	7		2		
	\$3,499	\$54		\$21	\$3		\$1		
Smelt, whitebait	1,371				148				
	\$192				\$96				

Table 5m (continued) <b>Fish:</b>	Eureka	Fort Bragg	Bodega Bay	San Francisco	Monterey	Morro Bay	Santa Barbara	Los Angeles	San Diego
Smelts, true							5	1,789	
							\$1	\$716	
Sole, butter	49			6					
	\$18			\$7					
Sole, Dover	3,608,075	1,563,704	536,349	643,538	1,097,975	984,563	197	107	11
	\$1,230,895	\$525,057	\$170,265	\$185,415	\$350,847	\$337,950	\$178	\$195	\$12
Sole, English	348,102	144,296	29,490	196,643	102,305	18,995	275		
	\$118,889	\$49,339	\$10,664	\$69,567	\$35,215	\$7,105	\$170		
Sole, fantail				629		55			
				\$404		\$52			
Sole, petrale	671,885	156,631	46,129	188,514	145,379	35,715	3,024	113	2
	\$588,579	\$143,066	\$46,751	\$200,588	\$143,132	\$40,328	\$3,110	\$65	\$2
Sole, rex	291,282	157,596	28,198	58,406	68,653	25,266	39	343	
	\$112,539	\$61,299	\$10,970	\$22,796	\$26,391	\$10,056	\$19	\$186	
Sole, rock		906	268	12,577	764				
		\$343	\$139	\$5,531	\$373				
Sole, sand	10,129		1,018	43,021	4,789	956			225
	\$7,491		\$708	\$36,557	\$1,606	\$782			\$177
Sole, tongue							21		
							\$13		
Sole, unspecified		2	25	342	39	890	8,835	22,513	99
		\$2	\$20	\$192	\$39	\$710	\$7,197	\$13,375	\$137
Stickleback, threespine				254					
				\$1,387					
Stingray								1,463	
								\$386	
Surfperch, barred	139		2,009			7,414			
	\$160		\$1,899			\$12,722			
Surfperch, black						1	27	4	10
						\$0.4	\$14	\$4	\$50
Surfperch, pile	499							6	
	\$568							\$10	
Surfperch, rainbow		43				1			
		\$178				\$4			
Surfperch, redbtail	29,713	76			8	1			
	\$33,329	\$83			\$8	\$1			
Surfperch, rubberlip				18			35	261	
				\$27			\$23	\$313	



Table 5m (continued) <b>Fish:</b>	Eureka	Fort Bragg	Bodega Bay	San Francisco	Monterey	Morro Bay	Santa Barbara	Los Angeles	San Diego
Surfperch, unspecified	584	58	629	2,408	36	1,712	742	188	252
	\$800	\$82	\$753	\$5,267	\$64	\$3,155	\$520	\$276	\$233
Surfperch, white	153			2,385					
	\$191			\$7,287					
Swordfish	26,317		2,297	58,763	236,171	205,822	66,109	1,862,315	614,661
	\$81,777		\$7,851	\$148,832	\$589,659	\$608,726	\$198,535	\$4,734,318	\$2,009,488
Thornyhead, longspine	1,036,460	413,050	92,956	134,166	378,283	291,697	7,695	22,028	3,284
	\$805,347	\$341,542	\$68,751	\$88,485	\$447,729	\$217,404	\$11,474	\$63,340	\$8,468
Thornyhead, shortspine	330,028	133,001	34,007	43,008	114,011	88,299	6,558	26,412	10,258
	\$359,395	\$147,865	\$27,171	\$36,095	\$149,775	\$67,109	\$18,881	\$74,830	\$32,364
Thornyheads (unspecified)	24,493	32,757	6,510	14,033	8,782		5,998	38,437	406
	\$22,956	\$31,291	\$5,541	\$10,710	\$6,784		\$11,271	\$91,444	\$1,291
Tomcod, Pacific	2,045								
	\$205								
Triggerfish			48						
			\$133						
Tuna, albacore	603,348	64,761	60,198	184,776	1,139,895	320,019	42,375	7,616,375	2,286,277
	\$538,108	\$61,810	\$68,319	\$163,902	\$852,565	\$203,220	\$60,001	\$6,638,539	\$1,734,151
Tuna, bigeye		11		7,737	10,481	5,842		169,328	22,907
		\$44		\$23,211	\$36,225	\$18,737		\$492,969	\$98,555
Tuna, bluefin	2,118		154	3,304	236,733	11,712	3,596	32,570	74,493
	\$7,919		\$477	\$10,318	\$441,957	\$31,245	\$7,937	\$181,705	\$386,283
Tuna, skipjack				80			809	8,284,563	586
				\$103			\$1,171	\$2,746,425	\$509
Tuna, skipjack, black				2,171			15	194,249	873
				\$672			\$23	\$58,284	\$2,054
Tuna, unspecified	1,107	5			4,211		32	17,516	1,789
	\$1,360	\$18			\$9,707		\$37	\$47,706	\$2,022
Tuna, yellowfin	216			45	524	1,775	32	2,977,459	1,128
	\$238			\$81	\$464	\$1,617	\$120	\$1,439,650	\$2,011
Turbot	4,161	49	201	3,101	401	101			6
	\$1,453	\$20	\$71	\$1,134	\$259	\$40			\$7
Turbot, curlfin								90	
								\$68	
Wahoo								3,690	471
								\$2,833	\$1,270
Whitefish, ocean						1	9,341	1,371	475
						\$3	\$19,354	\$1,988	\$962

Table 5m (continued) <b>Fish:</b>	Eureka	Fort Bragg	Bodega Bay	San Francisco	Monterey	Morro Bay	Santa Barbara	Los Angeles	San Diego
Whiting, Pacific	2,881,997			4	957		53	3	
	\$115,281			\$0.4	\$314		\$17	\$0.1	
Yellowtail				106			11,360	42,515	12,639
				\$149			\$11,953	\$45,399	\$14,642
<b>Rockfish:</b>									
Rockfish, bank			6	13,032	4,984	9,069			75
			\$5	\$6,334	\$2,279	\$4,133			\$81
Rockfish, black	103,365	12,950	1,594	11,073	616	587			9
	\$72,569	\$11,172	\$1,379	\$11,804	\$875	\$898			\$18
Rockfish, black-and-yellow	12	5,367	263	98	13,503	4,338			
	\$41	\$24,809	\$1,156	\$410	\$60,030	\$16,186			
Rockfish, blackgill	523	409	661	6,830	12,634	30,042	21,000	3,650	2,119
	\$431	\$167	\$284	\$3,281	\$16,106	\$13,737	\$18,109	\$2,701	\$2,582
Rockfish, blue	13,646	8,437	862	3,368	1,707	2,280	110	13	
	\$10,055	\$7,897	\$634	\$3,379	\$1,287	\$1,356	\$160	\$20	
Rockfish, bocaccio	22,573	22,140	26,045	31,115	36,016	8,399	817	6,448	3,319
	\$9,109	\$8,883	\$16,440	\$18,051	\$17,114	\$3,728	\$608	\$7,583	\$3,216
Rockfish, brown	1,904	268	85	10,154	5,685	4,747	1,660		
	\$3,331	\$603	\$155	\$9,612	\$3,039	\$20,347	\$4,421		
Rockfish, canary	136,467	43,053	27,397	26,268	5,467	60	912		
	\$73,799	\$26,273	\$29,546	\$25,985	\$4,841	\$108	\$1,502		
Rockfish, chilipepper	18,311	798,943	259,684	461,259	312,983	73,815	3,283	2,606	5,403
	\$6,662	\$314,953	\$138,394	\$236,184	\$143,372	\$34,891	\$6,621	\$3,663	\$4,578
Rockfish, China	4,540	7,863	498	718	180	210	354		
	\$15,502	\$33,254	\$1,684	\$2,108	\$774	\$582	\$1,630		
Rockfish, copper	15,691	6,759	867	5,537	1,308	3,603	1,563	90	
	\$23,368	\$12,286	\$1,987	\$13,792	\$4,182	\$5,639	\$4,411	\$90	
Rockfish, copper (whitebelly)				48					
				\$144					
Rockfish, cowcod	34			464	372	1,092	238	2,524	2,085
	\$17			\$219	\$248	\$678	\$239	\$4,403	\$2,912
Rockfish, darkblotched	860			60	339				
	\$48			\$36	\$339				
Rockfish, flag					1				
					\$5				

Table 5m (continued) <b>Rockfish:</b>	Eureka	Fort Bragg	Bodega Bay	San Francisco	Monterey	Morro Bay	Santa Barbara	Los Angeles	San Diego
Rockfish, gopher	30	7,941	246	1,875	1,479	74,151	7,614	103	10
	\$119	\$36,500	\$907	\$6,631	\$5,251	\$252,964	\$28,140	\$184	\$15
Rockfish, grass	542	7,498	3,484	106	6,418	32,222	8,988		
	\$2,470	\$36,135	\$13,766	\$507	\$31,115	\$165,889	\$49,261		
Rockfish, greenspotted	261	113		5,112	5,166	498	186	2,188	
	\$104	\$55		\$5,241	\$5,120	\$424	\$279	\$3,113	
Rockfish, greenstriped	101			1,164	356		9	150	
	\$44			\$905	\$98		\$6	\$75	
Rockfish, group black/blue	120			367					
	\$105			\$344					
Rockfish, group bolina	25	17	10,523	41,370	3,789	42,807	1,192		
	\$74	\$38	\$25,790	\$126,023	\$10,183	\$146,396	\$4,502		
Rockfish, group canary/vermillion				164					
				\$148					
Rockfish, group gopher		806	1,603	1,046	21,205	1,298	2,512		
		\$3,401	\$6,049	\$3,903	\$68,919	\$4,162	\$8,257		
Rockfish, group nearshore				129					
				\$468					
Rockfish, group red	33,037	23,897	20,419	31,202	34,070	31,705	28,284	28,085	8,642
	\$14,147	\$11,196	\$22,422	\$25,003	\$30,677	\$47,696	\$50,447	\$51,349	\$12,570
Rockfish, group rosefish	165	47,253	10,905	101,501	164,855	82,971	20		
	\$338	\$13,193	\$3,022	\$28,115	\$39,622	\$19,821	\$10		
Rockfish, group small	239,678	8,118	4,231	21,220	13,488	1,036	187	26	200
	\$67,456	\$5,686	\$1,381	\$9,762	\$4,427	\$773	\$250	\$48	\$170
Rockfish, kelp		18	9	21	2,126	537	264		
		\$81	\$27	\$21	\$7,101	\$1,690	\$1,520		
Rockfish, olive	623				23	8	215	349	
	\$690				\$24	\$3	\$752	\$524	
Rockfish, Pacific ocean perch	1,286			2,140					
	\$414			\$561					
Rockfish, quillback	10,543	619	296	6,570	3				
	\$26,805	\$2,107	\$1,014	\$25,385	\$4				
Rockfish, redbanded	246	5							
	\$215	\$3							
Rockfish, rosethorn	134	246		617	40	8	60		
	\$415	\$226		\$198	\$12	\$12	\$60		
Rockfish, rosy				500	2		90		
				\$172	\$1		\$36		

Table 5m (continued) <b>Rockfish:</b>	Eureka	Fort Bragg	Bodega Bay	San Francisco	Monterey	Morro Bay	Santa Barbara	Los Angeles	San Diego
Rockfish, shortbelly	17,634								
	\$1,069								
Rockfish, speckled			1,482	54				3,439	
			\$1,171	\$32				\$5,499	
Rockfish, splitnose	20,793	44,448	2,865	4,761			26	1,183	5
	\$4,741	\$11,927	\$776	\$1,283			\$17	\$2,442	\$1
Rockfish, squarespot					23				
					\$23				
Rockfish, starry					4		2,150	58	63
					\$7		\$2,903	\$106	\$55
Rockfish, swordspine					295				
					\$192				
Rockfish, treefish					19	1,363	573	1	5
					\$90	\$6,984	\$2,932	\$1	\$19
Rockfish, unspecified	297,782	91,584	26,137	80,597	57,770	15,047	31,320	15,604	19,547
	\$123,395	\$43,093	\$16,715	\$48,458	\$46,051	\$16,514	\$84,345	\$20,472	\$25,923
Rockfish, vermilion	5,956	7,914	621	4,292	2,053	424	814	4	1,270
	\$8,419	\$10,382	\$864	\$8,592	\$2,777	\$1,298	\$1,290	\$6	\$1,796
Rockfish, widow	501,833	288,349	259,582	185,713	101,232	73,057	373	151	336
	\$194,880	\$114,206	\$123,587	\$102,445	\$44,223	\$29,075	\$1,007	\$297	\$269
Rockfish, yelloweye	11,700	6,395	250	1,471	1,289				
	\$20,959	\$10,713	\$348	\$3,658	\$1,615				
Rockfish, yellowtail	132,943	12,259	34,200	42,751	7,715	437	315	347	163
	\$57,645	\$6,216	\$23,854	\$32,569	\$5,238	\$274	\$566	\$268	\$236

**Crustaceans:**

Crab, box				30			808	5,782	89
				\$44			\$1,496	\$6,086	\$178
Crab, brown rock			929						
			\$557						
Crab, claws					308		1,213	1,684	143
					\$739		\$1,346	\$1,436	\$715
Crab, Dungeness	7,091,760	656,725	350,362	591,133	26,086	1,521	21		
	\$13,115,603	\$1,359,808	\$938,199	\$1,635,127	\$78,152	\$4,268	\$63		
Crab, king						23	415		46
						\$34	\$813		\$130

[illegible]

Table 5m (continued) <b>Crustaceans:</b>	Eureka	Fort Bragg	Bodega Bay	San Francisco	Monterey	Morro Bay	Santa Barbara	Los Angeles	San Diego
Shrimp, unspecified				33			971	993	81
				\$195			\$2,091	\$1,716	\$307
<b>Echinoderms:</b>									
Echinoderm, unspecified								143	
								\$766	
Sand dollar								80	
								\$800	
Sea cucumber, unspecified		110	4,999		46		427,957	139,276	29,117
		\$66	\$3,677		\$46		\$312,252	\$88,148	\$15,464
Sea stars								234	2
								\$396	\$3
Urchin, purple sea		22,880					5,409	11,656	150
		\$16,189					\$5,269	\$23,131	\$203
Urchin, red	35,768	2,654,612	467,796	26,511		6,274	7,659,495	2,750,205	582,128
	\$26,132	\$2,028,698	\$364,120	\$13,698		\$7,944	\$7,792,180	\$2,697,907	\$534,796
Urchin, white								4,867	
								\$15,963	
<b>Mollusks:</b>									
Clam, California jackknife								1,152	
								\$2,584	
Clam, northern quahog								110	
								\$33	
Clam, rosy razor								17	
								\$35	
Clam, unspecified							1	40	
							\$1	\$90	
Limpet, unspecified							21	1,532	35
							\$21	\$9,883	\$18
Mollusk, unspecified								5	
								\$10	
Mussel				100			135	7,550	
				\$70			\$67	\$5,318	
Octopus, unspecified	2,558	251	415	1,393	1,554	37	562	856	3
	\$840	\$135	\$351	\$1,079	\$1,949	\$37	\$417	\$1,278	\$2



Table 5m (continued) <b>Miscellaneous invertebrates:</b>	Eureka	Fort Bragg	Bodega Bay	San Francisco	Monterey	Morro Bay	Santa Barbara	Los Angeles	San Diego
Worms, marine								70 \$143	
Total pounds	27,021,599	9,246,893	3,451,122	16,828,511	47,821,484	3,651,441	163,235,195	197,050,166	5,678,858
Total ex-vessel value (dollars)	\$22,476,765	\$7,147,351	\$3,883,419	\$12,508,675	\$9,215,197	\$4,688,624	\$39,992,778	\$37,722,999	\$7,021,209

Table 6. Adjusted landings for sablefish by port complex and year, 1987-1999. (See Federal Pacific Coast Groundfish Regulations, 50 CFR Part 660, Subpart G section 660.370 and Fish and Game Code sections 8043 and 8047)<sup>1</sup>

Port complex	Year and Landings (adjusted pounds) for Sablefish												
	1987	1988	1989	1990	1991	1992	1993	1994	1995	1996	1997	1998	1999
Eureka	3,058,569	2,942,033	2,687,678	3,137,386	2,826,703	3,511,230	2,566,890	2,165,225	2,193,985	2,284,363	2,525,695	1,354,065	1,808,911
Fort Bragg	2,311,404	1,468,920	1,070,625	957,252	1,338,907	1,304,584	914,614	895,748	1,448,538	1,336,627	1,302,034	507,497	905,844
Bodega Bay	454,630	358,928	466,948	371,071	527,716	628,308	400,309	199,749	222,717	317,798	134,915	79,686	206,036
San Francisco	2,116,230	2,072,859	2,809,782	1,814,223	1,275,857	845,630	600,819	558,648	564,001	807,343	665,018	249,497	294,944
Monterey	881,221	913,540	831,794	608,080	504,704	601,658	303,641	317,964	1,057,615	1,546,794	1,303,348	531,953	726,825
Morro Bay	780,004	716,330	959,262	864,402	451,520	688,041	629,260	402,302	483,186	491,119	401,022	262,051	189,399
Santa Barbara	31,067	14,003	56,356	17,538	26,059	34,416	12,877	16,082	65,808	39,369	101,961	62,144	29,108
Los Angeles	29,200	6,663	94,934	491,617	442,139	570,363	291,969	257,085	177,045	200,994	125,314	90,213	151,304
San Diego	47,699	7,455	5,739	6,492	10,074	8,742	4,249	5,462	13,974	20,279	8,265	67,994	33,893
Total (pounds)	9,710,023	8,500,730	8,983,119	8,268,060	7,403,678	8,192,969	5,724,628	4,818,265	6,226,870	7,044,686	6,567,572	3,205,101	4,346,265
Total (mt)	4,404.5	3,855.9	4,074.7	3,750.4	3,358.3	3,716.3	2,185	2,185.6	2,824.5	3,195.5	2,979.1	1,453.8	1,971.5

<sup>1</sup> Because sablefish trip limits and management quotas are in total pounds, round weight, and sablefish are frequently landed dressed, it is necessary to convert dressed weight to total pounds round weight. The conversion is: total pounds round weight = reported dressed weight X 1.6.



The following abbreviations are used in Figures 3 through 11:

Abbreviation	Major fishery group
CPS	Coastal pelagic species
CRAB	All species of crab
GF	Groundfish
HMS	Highly migratory species
PRWN	All species of prawn
SAL	All species of salmon
SHMP	All species of shrimp
URCH	All species of urchin
OTH	Other species not included in the above major fishery groups

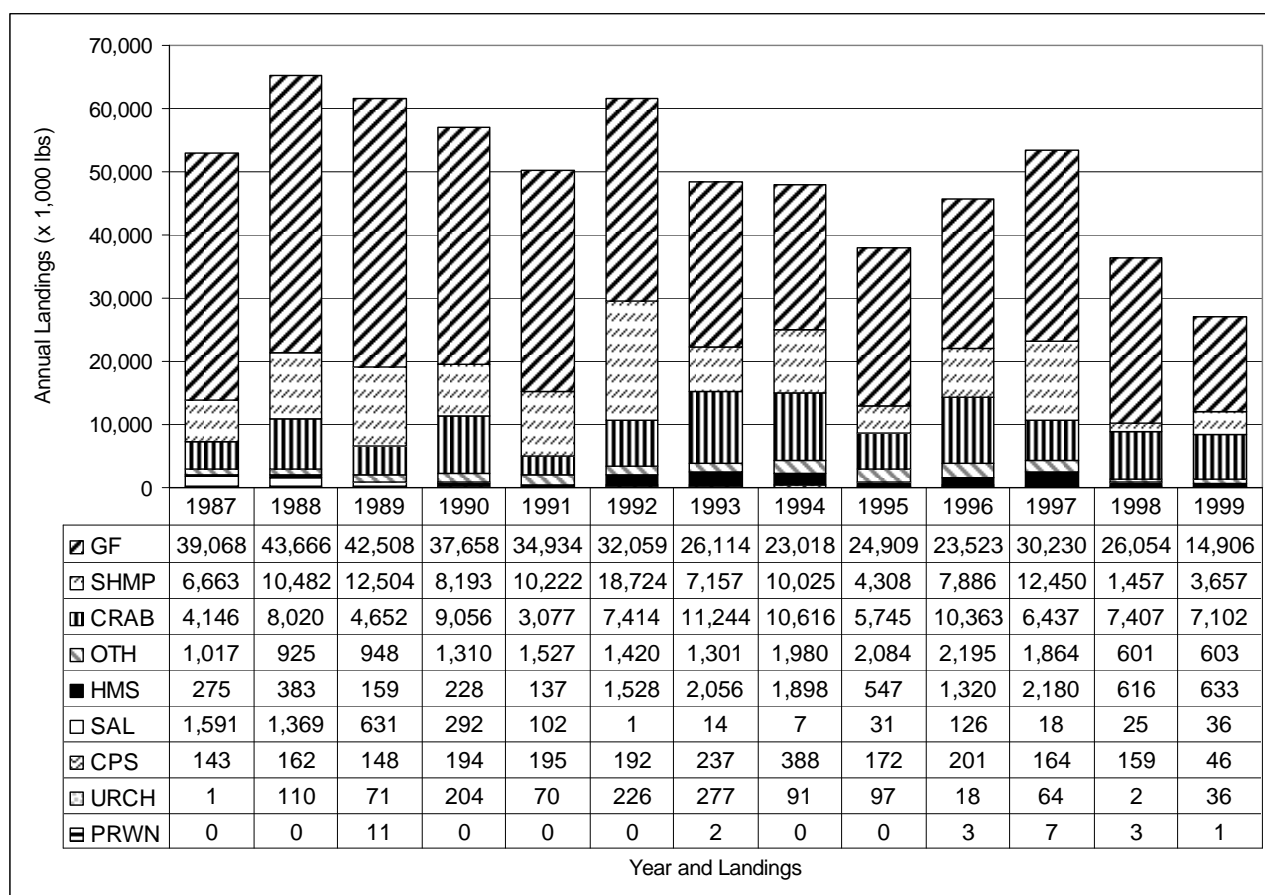


Figure 3. Annual landings (x 1,000 pounds) by major fishery group for the Eureka port complex, 1987-1999.

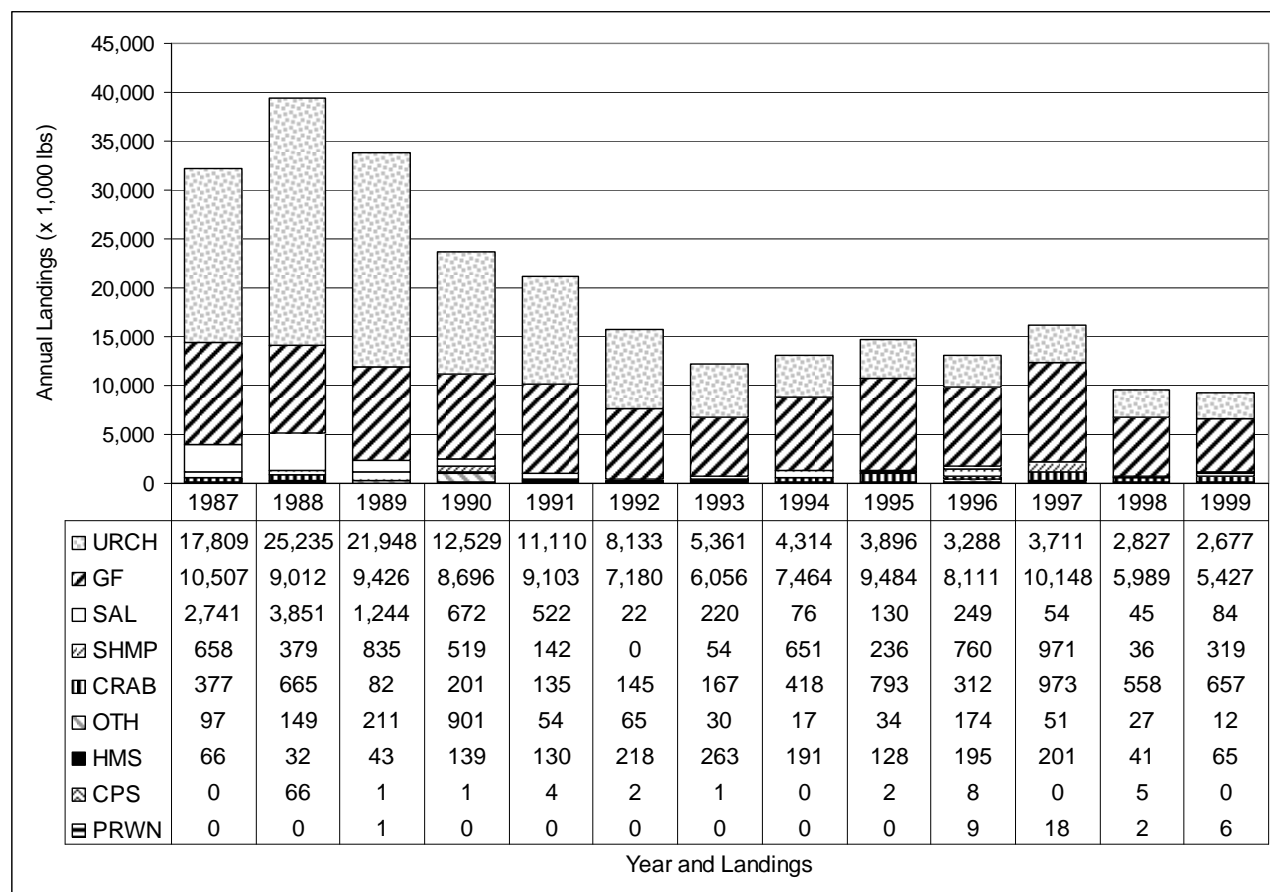


Figure 4. Annual landings (x 1,000 pounds) by major fishery group for the Fort Bragg port complex, 1987-1999.

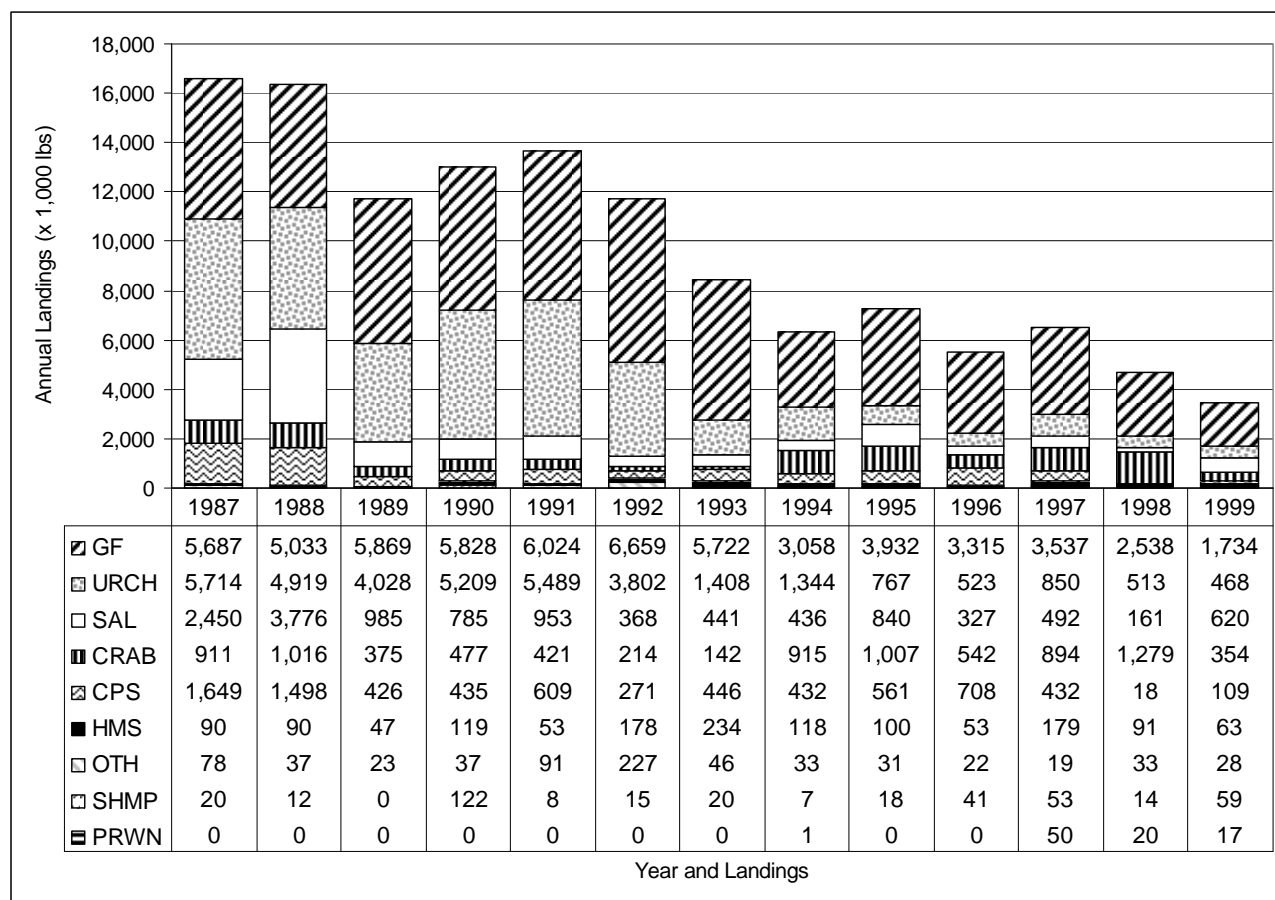


Figure 5. Annual landings (x 1,000 pounds) by major fishery group for the Bodega Bay port complex, 1987-1999.

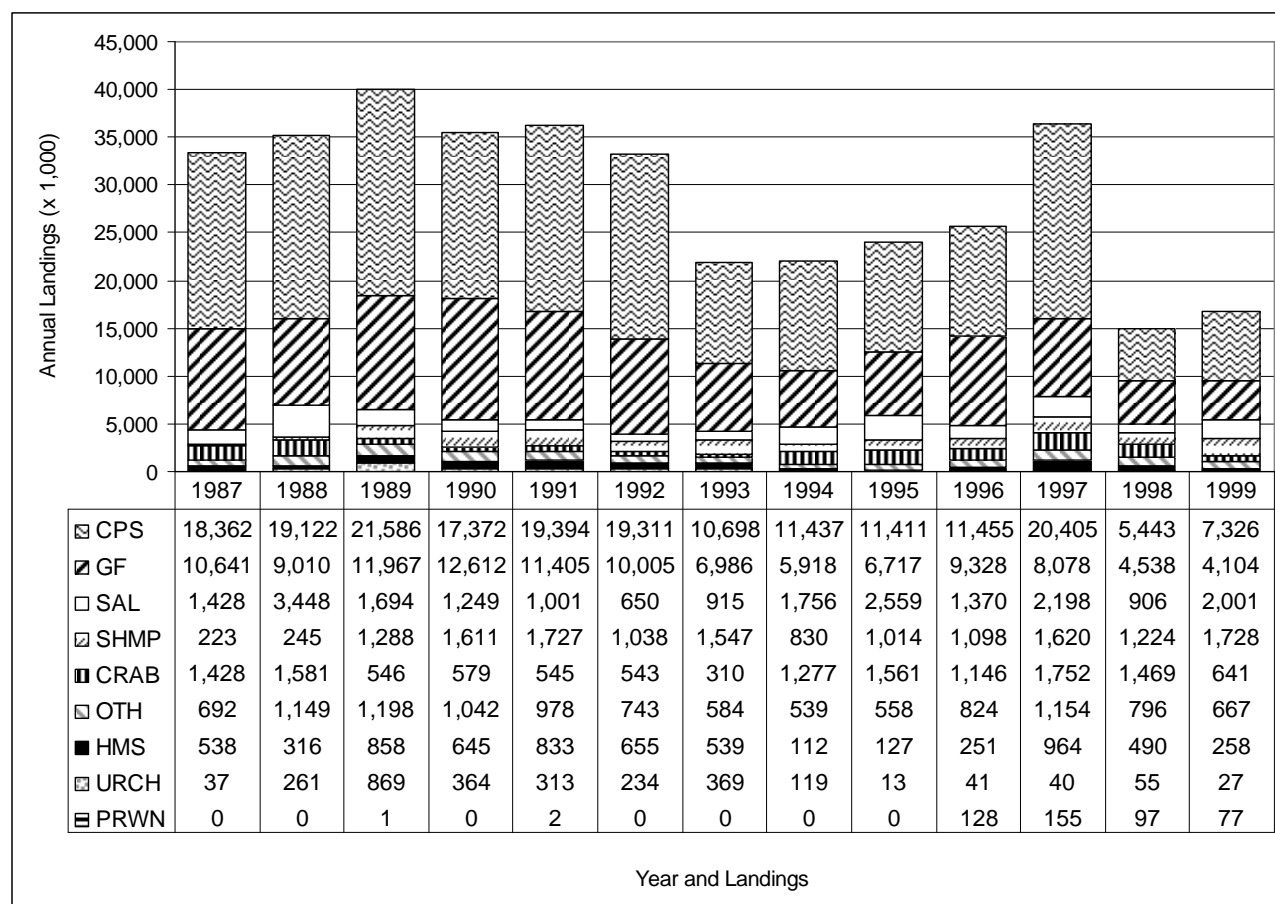


Figure 6. Annual landings (x 1,000 pounds) by major fishery group for the San Francisco Bay port complex, 1987-1999.

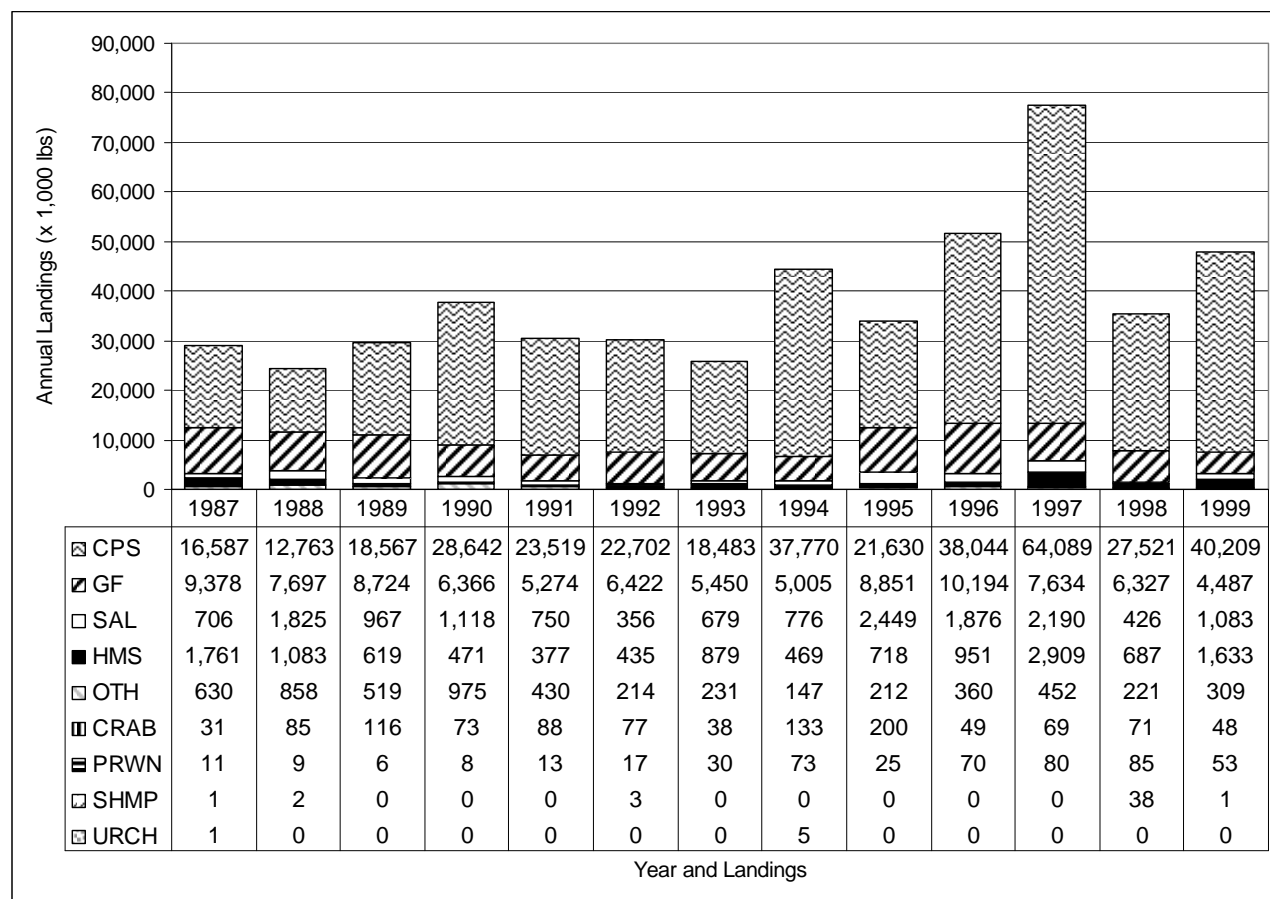


Figure 7. Annual landings (x 1,000 pounds) by major fishery group for the Monterey Bay port complex, 1987-1999.

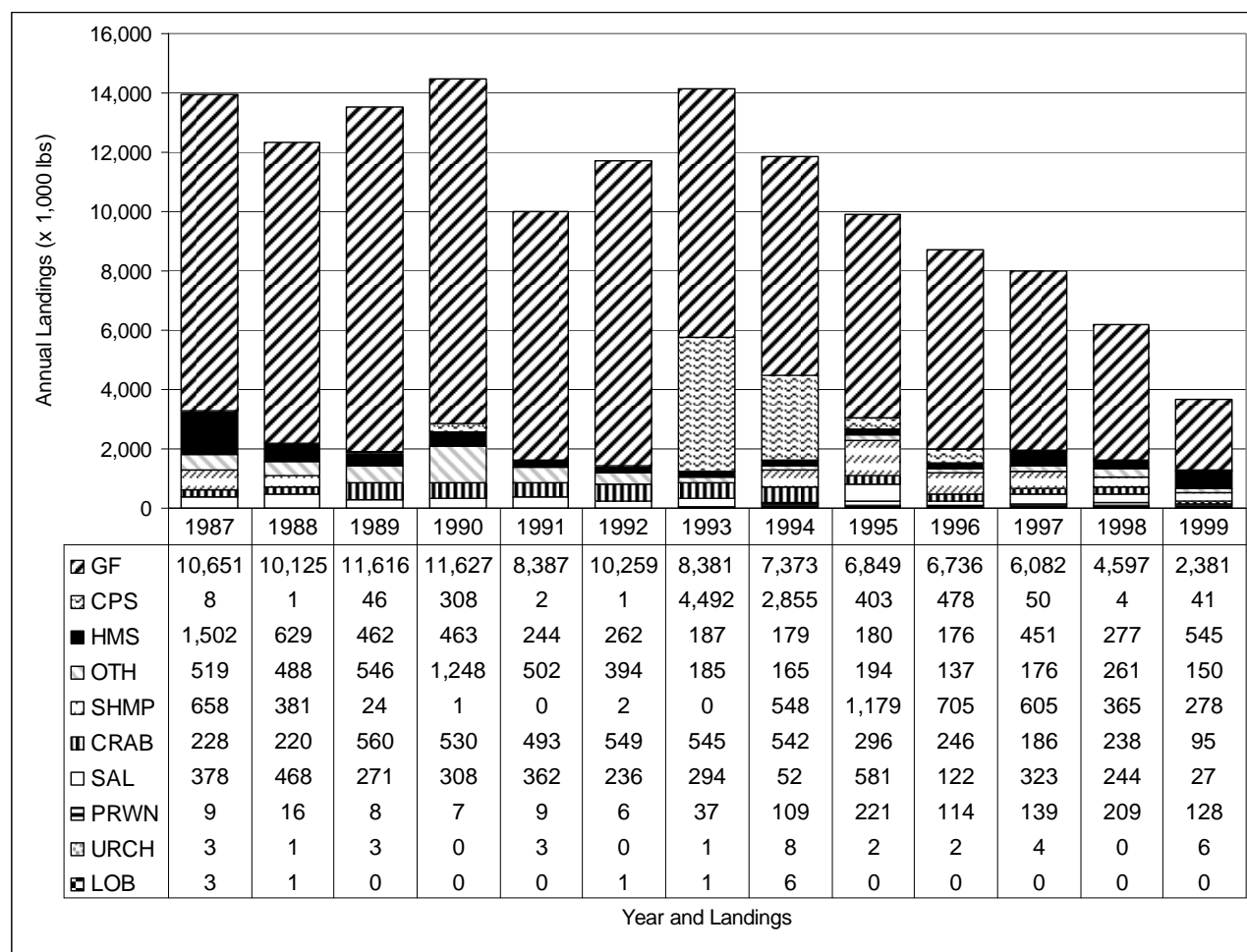


Figure 8. Annual landings (x 1,000 pounds) by major fishery group for the Morro Bay port complex, 1987-1999.

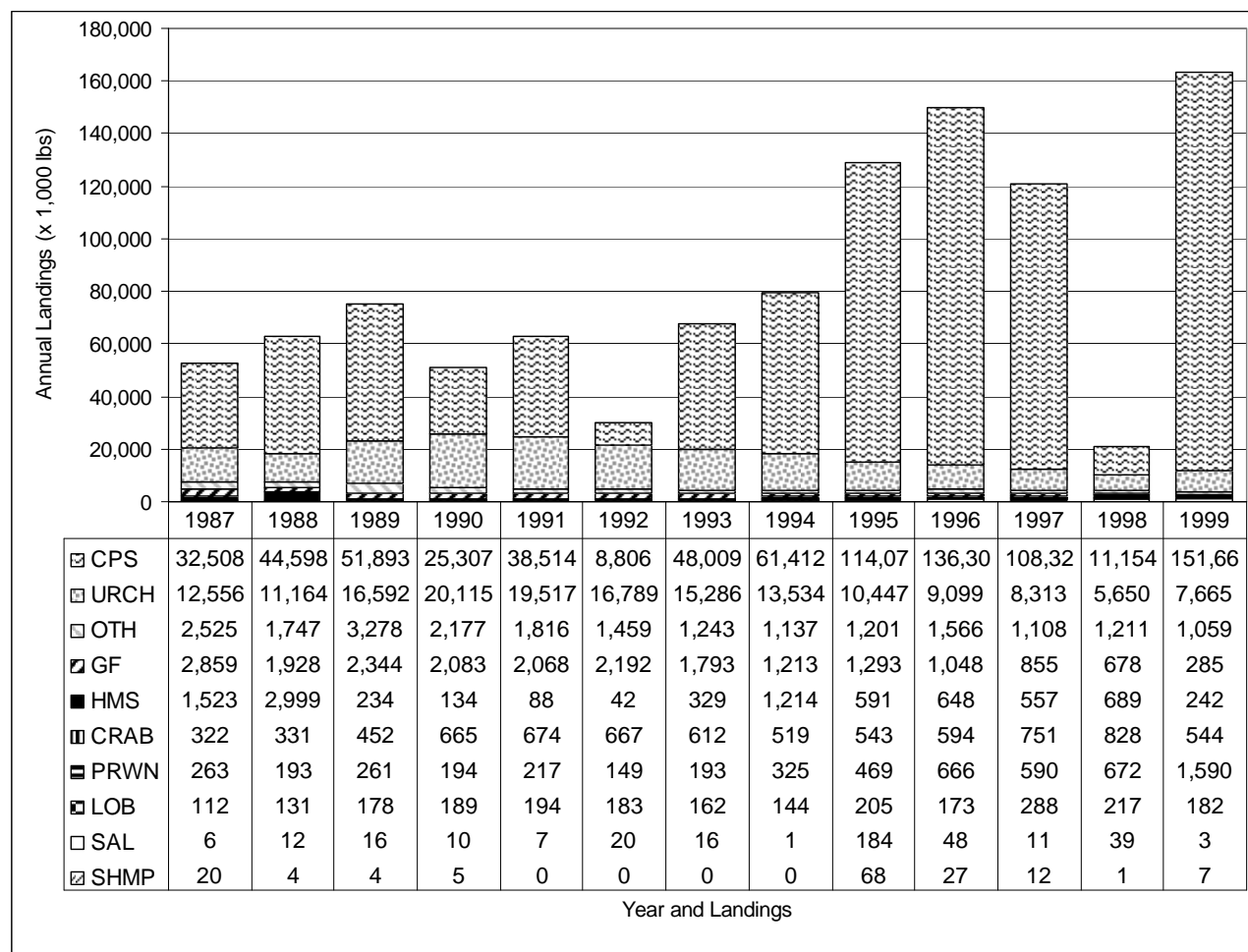


Figure 9. Annual landings (x 1,000 pounds) by major fishery group for the Santa Barbara port complex, 1987-1999.

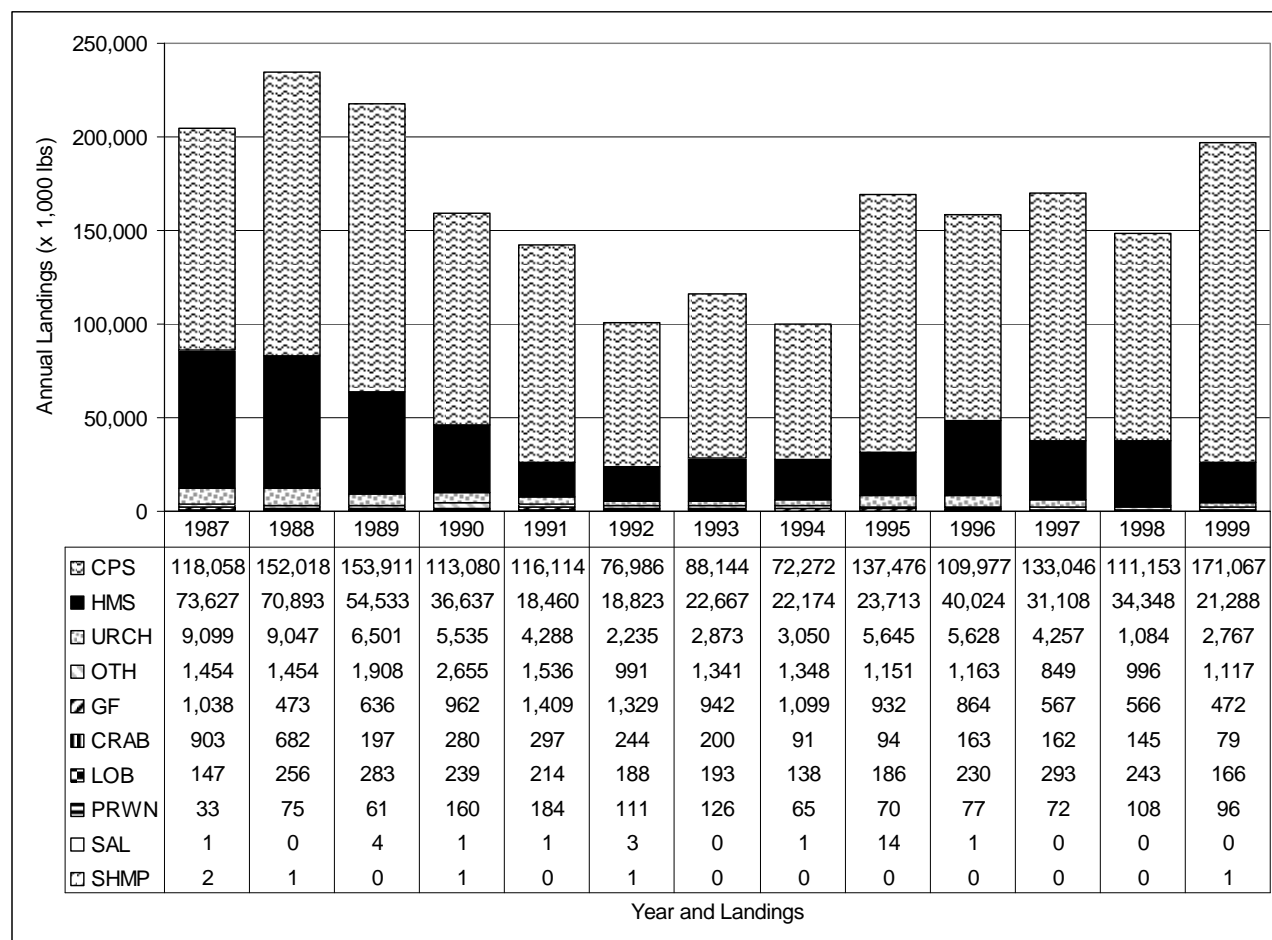


Figure 10. Annual landings (x 1,000 pounds) by major fishery group for the Los Angeles port complex, 1987-1999.



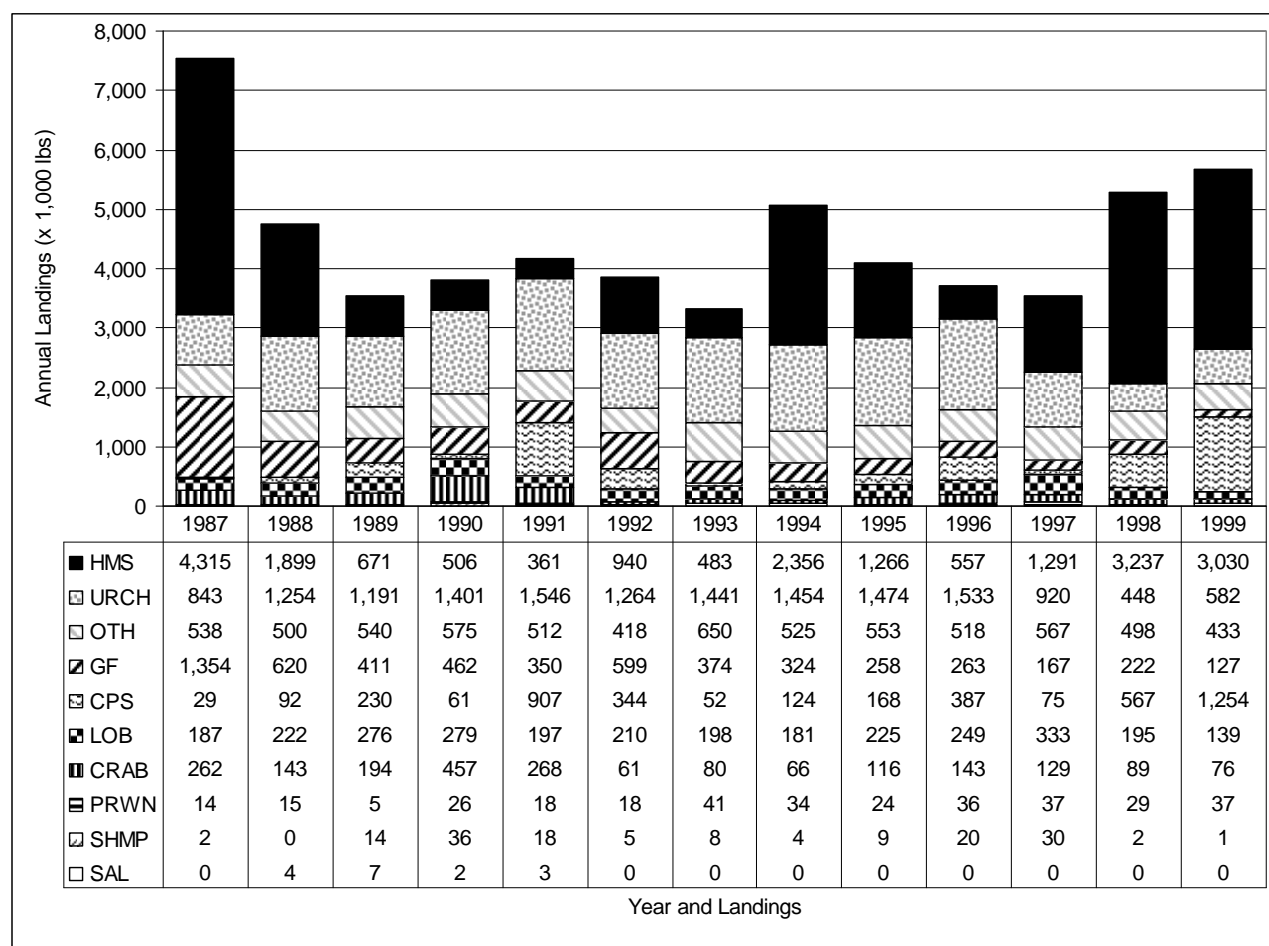


Figure 11. Annual landings (x 1,000 pounds) by major fishery group for the San Diego port complex, 1987-1999.

Table 7. Statewide annual reported catch (number kept) by species (or species groups) and number of anglers of California's commercial passenger fishing vessels (not including anchored barges), 1987-1999<sup>a</sup>

Species	Year and Number of Fish Kept by Anglers												
	1987	1988	1989	1990	1991	1992	1993	1994	1995	1996	1997	1998	1999
Barracuda, California	157,920	148,620	137,222	197,597	177,418	248,200	203,702	266,755	333,030	276,075	340,347	456,796	388,923
Bass, barred sand	408,798	455,356	421,110	424,774	495,785	363,637	313,462	285,009	354,816	610,988	496,929	383,206	436,998
Bass, kelp	326,240	325,037	393,892	442,062	321,956	464,017	355,104	275,287	237,195	293,503	336,081	237,850	133,111
Bonito, Pacific	518,159	251,536	339,382	265,263	116,491	115,972	139,569	105,964	40,416	74,791	104,143	58,623	2,824
Cabazon	4,775	5,451	6,353	6,753	4,575	5,203	2,812	1,890	2,120	3,785	3,422	2,682	3,048
Halibut, California	7,572	12,001	9,116	6,678	5,984	4,343	5,335	7,528	19,957	20,619	16,480	12,332	14,939
Lingcod	42,518	66,778	76,749	60,047	50,111	43,260	38,324	31,112	33,355	34,005	38,441	20,873	28,246
Mackerel, jack	3,056	21,883	4,422	8,086	4,686	1,806	7,963	5,893	6,149	7,010	9,089	5,746	5,485
Mackerel, Pacific	517,231	415,796	363,700	459,892	460,122	327,897	398,760	336,412	274,851	346,627	246,848	136,701	83,919
Rockfish	1,700,677	1,900,400	2,194,518	2,284,168	2,084,564	2,051,755	1,696,890	1,396,145	1,242,378	1,182,421	1,211,148	1,168,670	1,300,880
Salmon	126,242	113,230	111,136	88,345	53,694	43,384	69,643	98,894	140,546	66,230	113,387	58,354	35,819
Scorpionfish, California	59,179	132,775	163,552	161,861	181,790	77,356	69,833	90,574	95,737	125,412	143,473	119,417	227,212
Seabass, white	626	2,386	1,365	2,565	1,743	701	1,403	2,485	4,383	1,556	1,644	1,287	11,861
Sheephead, California	21,146	32,060	23,612	34,732	43,158	25,785	26,910	19,922	30,434	30,976	31,196	20,610	26,498
Tuna, albacore	7,046	559	29,728	3,843	1,013	380	393	171	1,555	2,190	91,214	166,298	261,901
Tuna, bluefin	1,951	330	6,519	3,756	5,330	8,586	10,535	2,243	16,025	2,739	8,338	20,467	36,797
Whitefish, ocean	34,967	59,698	44,777	45,981	51,605	40,711	44,355	100,598	136,110	113,892	88,962	69,603	141,306
Yellowtail	58,540	68,081	61,746	70,573	14,271	40,868	35,681	19,665	30,854	72,562	407,861	255,153	80,179
All others	109,246	339,416	208,128	204,278	173,875	228,932	182,740	162,157	304,473	277,506	316,907	196,405	302,927
Total number of fish	4,105,889	4,351,393	4,597,027	4,771,254	4,248,171	4,092,793	3,603,414	3,208,704	3,304,384	3,542,887	4,005,910	3,391,073	3,522,873
Total number of anglers	677,377	711,106	737,448	768,890	661,406	635,325	592,744	582,296	691,095	711,323	872,653	766,152	723,210

<sup>a</sup> Data source: CFIS, CPFV logbook databases and summary reports