



















2014/2015 Waterfowl Reservation Drawing Statistics

	Applications	Reservations	% Drawn	Odds*
Ash Creek	302	7	2.32%	1 in 43.1
Bear Creek	1,645	58	3.53%	1 in 28.4
Butte Valley	265	5	1.89%	1 in 53.0
China Island	2,655	226	8.51%	1 in 11.7
Colusa	71,803	920	1.28%	1 in 78.0
Colusa Disabled Site 	3,554	92	2.59%	1 in 38.6
Delevan	108,919	1,631	1.50%	1 in 66.8
Delevan Disabled Site 	4,462	135	3.03%	1 in 33.1
Freitas Boat North	1,415	591	41.77%	1 in 2.4
Freitas Boat South	888	475	53.49%	1 in 1.9
Gadwall Unit	11,863	295	2.49%	1 in 40.2
Gadwall Unit Disabled Site 	463	44	9.50%	1 in 10.5
Gray Lodge	43,884	5,274	12.02%	1 in 8.3
Gray Lodge Disabled Site 	3,440	177	5.15%	1 in 19.4
Grizzly Island	14,814	8,983	60.64%	1 in 1.6
Grizzly Island Disabled Site 	340	45	13.24%	1 in 7.6
Honey Lake, Dakin	263	40	15.21%	1 in 6.6
Honey Lake, Fleming	257	40	15.56%	1 in 6.4
Howard Slough	48,114	792	1.65%	1 in 60.8
Howard Slough Disabled Site 	1,661	44	2.65%	1 in 37.8
Joice Island	6,881	160	2.33%	1 in 43.0
Kern	10,612	155	1.46%	1 in 68.5
Kern Disabled Site 	191	17	8.90%	1 in 11.2
Kesterson	18,939	701	3.70%	1 in 27.0
Kesterson Disabled Site 	449	46	10.24%	1 in 9.8
Little Dry Creek	114,916	828	0.72%	1 in 138.8
Little Dry Creek Disabled Site 	3,656	138	3.77%	1 in 26.5
Llano Seco	8,167	260	3.18%	1 in 31.4
Los Banos	28,978	1,835	6.33%	1 in 15.8
Los Banos Disabled Site 	493	46	9.33%	1 in 10.7
Mendota	20,760	7,678	36.98%	1 in 2.7
Mendota Disabled Site 	677	310	45.79%	1 in 2.2
Merced	17,678	206	1.17%	1 in 85.8
Merced Disabled Site 	351	30	8.55%	1 in 11.7
Sacramento	106,526	2,317	2.18%	1 in 46.0
Sacramento Disabled Site 	3,791	135	3.56%	1 in 28.1
Salt Slough	8,912	844	9.47%	1 in 10.6
Salt Slough Disabled Site 	248	43	17.34%	1 in 5.8
San Jacinto	42,333	1,500	3.54%	1 in 28.2
San Jacinto Disabled Site 	1,196	59	4.93%	1 in 20.3
San Luis	16,867	1,461	8.66%	1 in 11.5
Shasta Valley	259	5	1.93%	1 in 51.8
Sutter	8,121	185	2.28%	1 in 43.9
Sutter Disabled Site 	270	13	4.81%	1 in 20.8
Volta	12,019	2,086	17.36%	1 in 5.8
Willow Creek	239	16	6.69%	1 in 14.9
Wister	48,400	4,600	9.50%	1 in 10.5
Wister Disabled Site 	1,012	177	17.49%	1 in 5.7
Yolo Bypass	53,767	1,150	2.14%	1 in 46.8
Yolo Bypass Disabled Site 	1,562	46	2.94%	1 in 34.0
Total	859,277	46,921	5.46%	1 in 18.3

* Odds for all hunt days combined. Reservations for Saturday hunts are generally more difficult to obtain. Reservations for Wednesday and Sunday hunts are generally easier to obtain.

For more detailed statistics visit the reservation drawing statistics web site at:
www.wildlife.ca.gov/Licensing/Statistics/Waterfowl-Reservations